



NANDHA ENGINEERING COLLEGE

(AUTONOMOUS)

(Approved by AICTE, New Delhi and Affiliated to Anna University, Chennai)

ERODE – 638 052 TAMILNADU

Email : principal@nandhaengg.org Mobile : 73737 12234

ADMINISTRATION



NANDHA ENGINEERING COLLEGE

(AUTONOMOUS)

(Approved by AICTE, New Delhi and Affiliated to Anna University, Chennai)

ERODE – 638 052 TAMILNADU

Email : principal@nandhaengg.org Mobile : 73737 12234

Student Admission Portal



NANDHA ENGINEERING COLLEGE

(AUTONOMOUS)

(Approved by AICTE, New Delhi and Affiliated to Anna University, Chennai)

ERODE – 638 052 TAMILNADU

Email : principal@nandhaengg.org Mobile : 73737 12234

Student Admission Portal

User Guide

NANDHA ENGINEERING COLLEGE

ERODE-52.

Developed by
In-house Development



NANDHA ENGINEERING COLLEGE

(AUTONOMOUS)

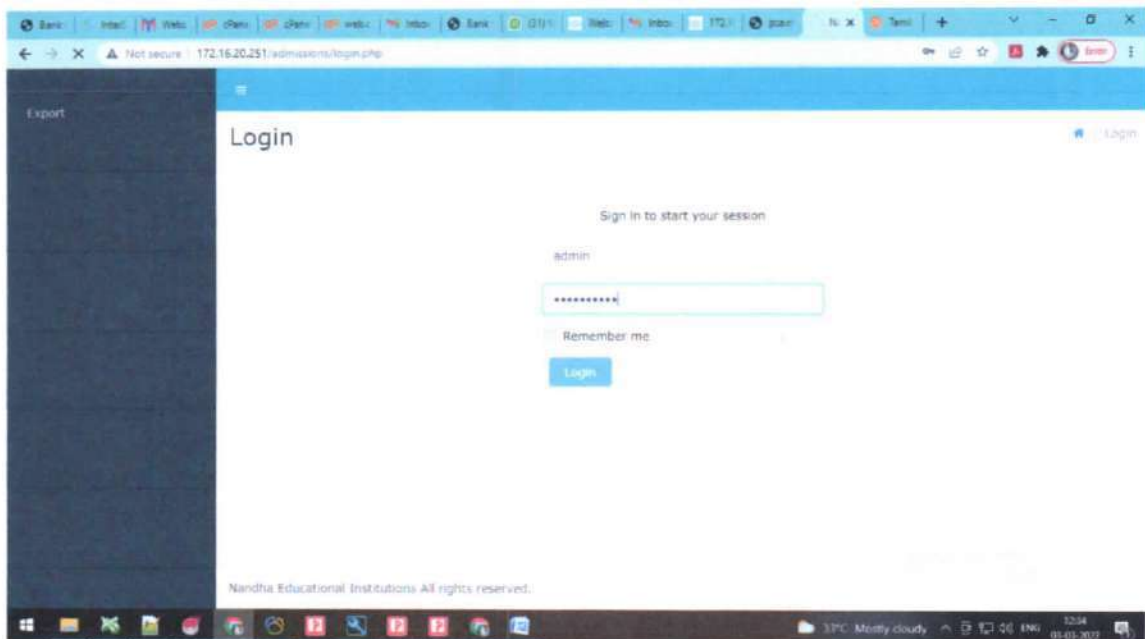
(Approved by AICTE, New Delhi and Affiliated to Anna University, Chennai)

ERODE – 638 052 TAMILNADU

Email : principal@nandhaengg.org Mobile : 73737 12234

User name and password are given to Faculty members to get into the login page for admission purpose.

Admin Login Page




PRINCIPAL
Nandha Engineering College
(Autonomous)
Erode - 638 052



NANDHA ENGINEERING COLLEGE

(AUTONOMOUS)

(Approved by AICTE, New Delhi and Affiliated to Anna University, Chennai)

ERODE – 638 052 TAMILNADU

Email : principal@nandhaengg.org Mobile : 73737 12234

Student's personal details like Register number, Date of Birth, Gender, Quota etc., are registered in this link for reference.

Admission Entry Page

The screenshot shows a web browser window displaying an admission entry form. The form is titled "admission Add" and contains the following fields:

- 12th Regno: 12th Regno
- Student Name: Student Name
- DOB: DOB
- college: NEC, NCT, NPC
- Admission Date: Admission Date
- department: S.E., ECE
- Year: 1st YEAR, 2nd YEAR, 3rd YEAR, 4th YEAR, Re Admission, Transfer
- Quota: COUNSELLING, MANAGEMENT
- First Graduate: [Blank]
- Status: Admitted, Discontinue
- Remark: Remark



PRINCIPAL
Nandha Engineering College
(Autonomous)
Erode - 638 052.



NANDHA ENGINEERING COLLEGE

(AUTONOMOUS)

(Approved by AICTE, New Delhi and Affiliated to Anna University, Chennai)

ERODE – 638 052 TAMILNADU

Email : principal@nandhaengg.org Mobile : 73737 12234

Students are segregated based on mark and community to find out their eligibility for the concern course.

Roll No.	Mark	Name	Date of Birth	Category	Eligibility	Status	Remarks	
6. 457	23	NOUNSUK	20/08/2001	NEC	08/04/2021	B.E - ADRI 11 YR - 1E	Not Eligible Admitted	SHOBARAO E KETHIRAPAI S
7. 19405669	24	ADITHYAN KUMAR G	18/03/2001	NEC	25/03/2021	B.E - SCE 11 YR - 1E	Not Eligible Admitted	GOPAL S / DE
8. 19405670	25	DINESH P	12/04/2003	NEC	25/03/2021	B.E - SCE 11 YR - 1E	Not Eligible Admitted	PRABHESWAR PRAGDESHWAR
9. 15405683	26	SANYA N	22/03/2003	NEC	25/03/2021	B.E - SCE 11 YR - 1E	Not Eligible Admitted	INDHASRAT S
10. 19405689	27	SANTHOSH H	22/02/2001	NEC	25/03/2021	B.E - SCE 11 YR - 1E	Not Eligible Admitted	MAHENDRAN MADHUKRISHN
11. 19405694	28	SURESH KUMAR H	18/02/2002	NEC	25/03/2021	B.E - SCE 11 YR - 1E	Not Eligible Admitted	MAHESHABAR
12. 2252302	29	HAARFIRIA L M	01/03/2003	NEC	18/03/2021	B.E - AGRI 1 YEAR	Eligible Admitted	MADEKANDAN M
13. 801	30	SRIHARSHINI S	18/06/2004	NEC	11/03/2021	B.E - ECE 1 YEAR	Not Eligible Admitted	CHANDRAN PABHESHAN
14. 748	31	ASHOK L K	08/08/2004	NEC	26/02/2021	B.E - CSE 1 YEAR	Not Eligible Admitted	KANNAN L S/ CHANDRASEK
15. 17204253	32	AGAYASU V	25/07/2001	NEC	17/04/2021	B.E - MECH 11 YR - 1E	Not Eligible Admitted	VELAYUTHAN V
16. 19213340	34	AKASH E	27/09/2003	NEC	22/03/2021	B.E - MECH 11 YR - 1E	Not Eligible Admitted	ESURETAR J /
17. 19202895	35	KHUVANESHKUMAR M	05/08/2003	NEC	15/04/2021	B.E - MECH 11 YR - 1E	Not Eligible Admitted	NATARAJAN K
18. 19215264	37	DUGAN A	17/01/2003	NEC	22/03/2021	B.E - MECH 11 YR - 1E	Not Eligible Admitted	ABULKHAMR I
19. 18205582	38	HARIPRASATH S	14/12/2001	NEC	11/03/2021	B.E - MECH 11 YR - 1E	Not Eligible Admitted	SIVAPRASADA
20. 19215370	39	JANATHAN V	10/11/2002	NEC	11/03/2021	B.E - MECH 11 YR - 1E	Not Eligible Discontinue	VELLYANGUDI MADEKANDAN



PRINCIPAL
Nandha Engineering College
(Autonomous)
Erode - 638 052.



NANDHA ENGINEERING COLLEGE

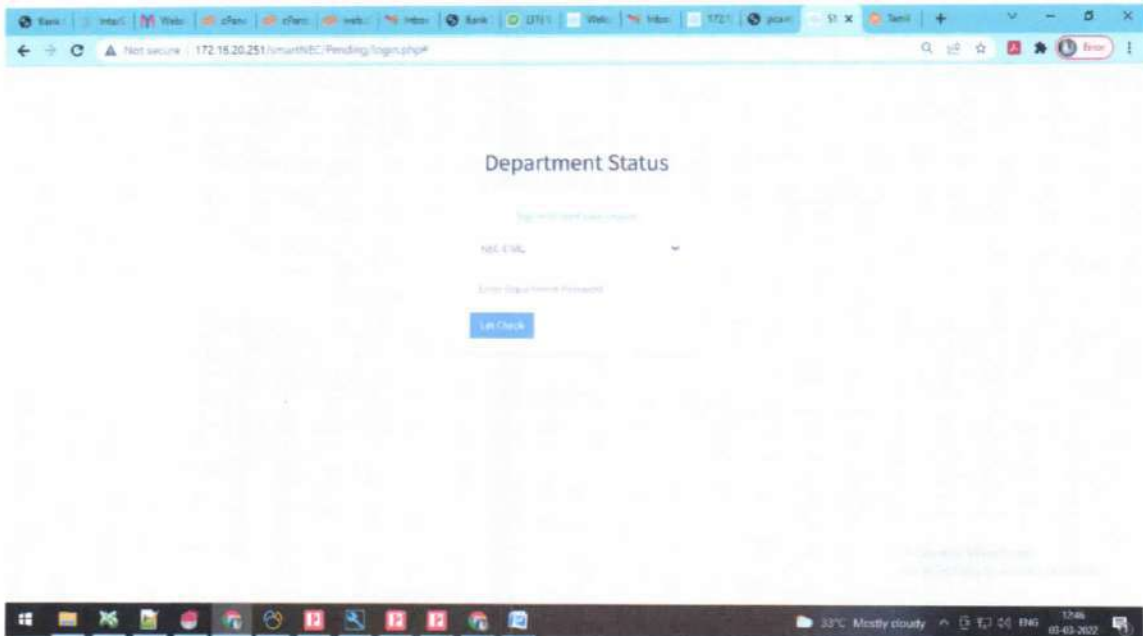
(AUTONOMOUS)

(Approved by AICTE, New Delhi and Affiliated to Anna University, Chennai)

ERODE – 638 052 TAMILNADU

Email : principal@nandhaengg.org Mobile : 73737 12234

Information related to Department's functioning is found in the portal.




PRINCIPAL
Nandha Engineering College
(Autonomous)
Erode - 638 052.



NANDHA ENGINEERING COLLEGE

(AUTONOMOUS)

(Approved by AICTE, New Delhi and Affiliated to Anna University, Chennai)

ERODE – 638 052 TAMILNADU

Email : principal@nandhaengg.org Mobile : 73737 12234

Department status page shows the year wise details of the students count, class incharge, etc.,

The screenshot shows the 'Class Details - NEC-CIVIL' page in the SMART NANDHA system. It features a sidebar with navigation options like Department Status, Staff, and various Master status pages. The main content area displays three class incharge cards for the NEC-CIVIL department. Each card includes the incharge's name and ID, a profile picture, and a list of details such as Department, Class Name, Student Count, and Class Incharge. The cards are for Mr. Abdul Hameed A (N/TS/125), Mr. Dinesh K.C. (N/TS/126), and Mr. Karthika P. (N/TS/155). The system also shows the user's login information as 'Principal' on 04-03-2022.




PRINCIPAL
Nandha Engineering College
(Autonomous)
Erode - 638 052.



NANDHA ENGINEERING COLLEGE

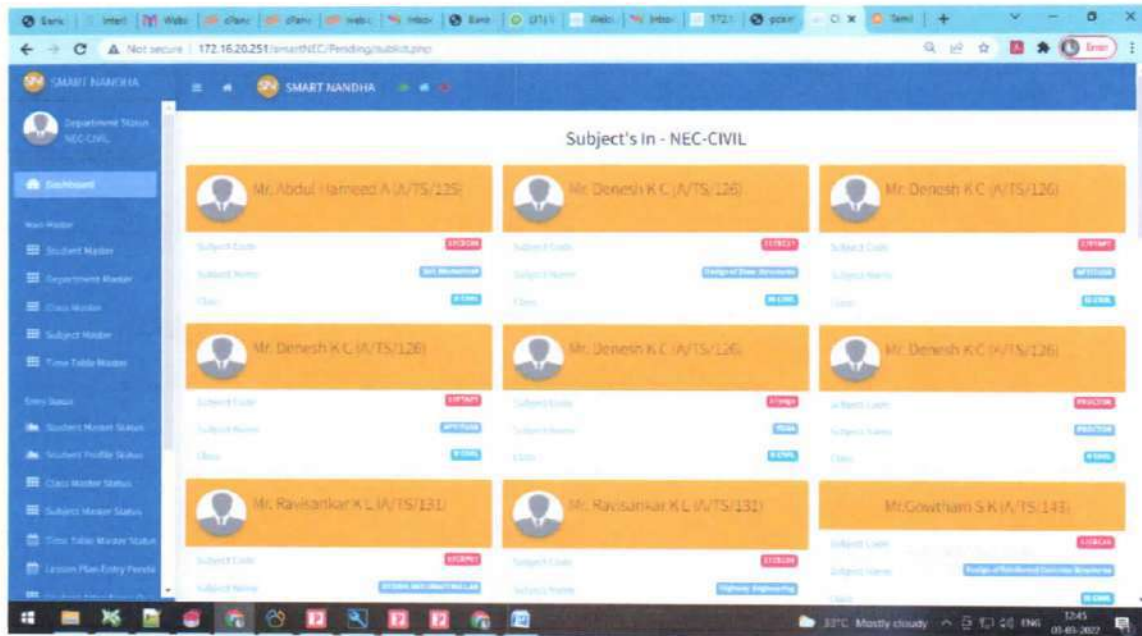
(AUTONOMOUS)

(Approved by AICTE, New Delhi and Affiliated to Anna University, Chennai)

ERODE – 638 052 TAMILNADU

Email : principal@nandhaengg.org Mobile : 73737 12234

This page shows the appropriate functioning of the faculty members and their subject handling details.



[Handwritten Signature]
PRINCIPAL
Nandha Engineering College
Nandha Engineering College
(Autonomous)
Erode - 638 052.



NANDHA ENGINEERING COLLEGE

(AUTONOMOUS)

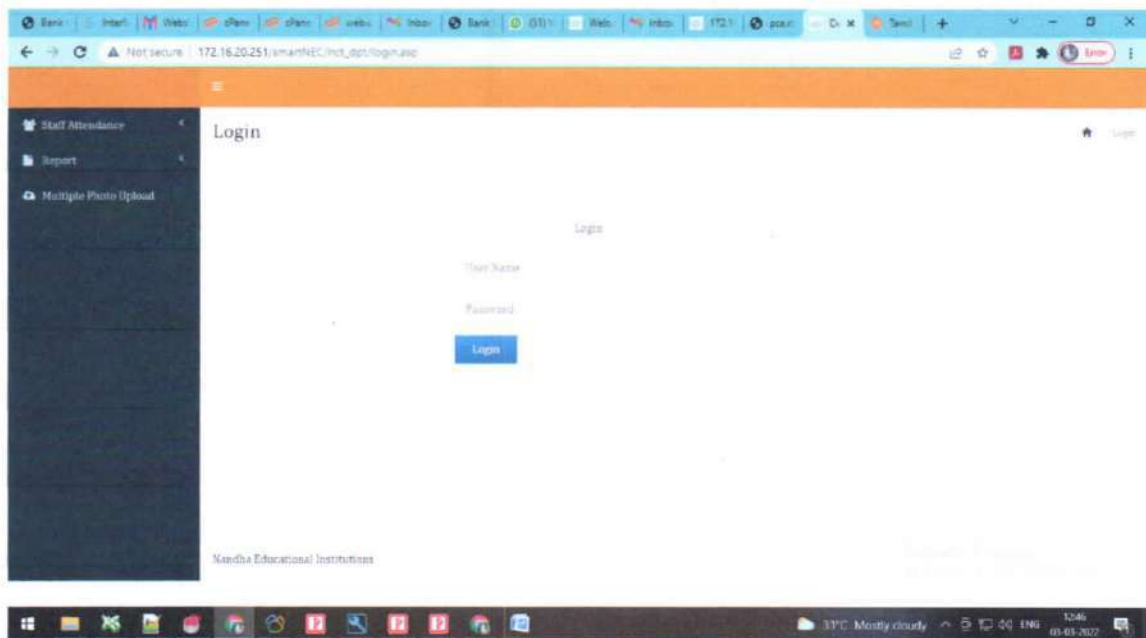
(Approved by AICTE, New Delhi and Affiliated to Anna University, Chennai)

ERODE – 638 052 TAMILNADU

Email : principal@nandhaengg.org Mobile : 73737 12234

Individual login id and password are given to all the Heads of Department to monitor the entire details of the concern department.

HOD Login Page



PRINCIPAL
Nandha Engineering College
(Autonomous)
Erode - 638 052.



NANDHA ENGINEERING COLLEGE

(AUTONOMOUS)

(Approved by AICTE, New Delhi and Affiliated to Anna University, Chennai)

ERODE – 638 052 TAMILNADU

Email : principal@nandhaengg.org Mobile : 73737 12234

Department wise faculty members and students count are updated in the module.

The screenshot shows a web application interface for managing departments. The main content area displays a table with the following data:

INSTITUTIONS	DEPARTMENT	Student Count	Staff Count	Subject Count	Class Count	dept admin password
19 NEC	NEC-CSE	449	32	92	8	*****



[Handwritten Signature]
PRINCIPAL
Nandha Engineering College
(Autonomous)
Erode - 638 052.



NANDHA ENGINEERING COLLEGE

(AUTONOMOUS)

(Approved by AICTE, New Delhi and Affiliated to Anna University, Chennai)

ERODE – 638 052 TAMILNADU

Email : principal@nandhaengg.org Mobile : 73737 12234

All the particulars of the students are furnished in detail

Students Details

Regulation	Year	Class Name	Status	Photo	Reg Number	Student Name
1	I	CSE	Admitted		21CS007	BHARUN D M
2	I	CSE	Admitted		21cs013	DEVENDHIRAN S
3	I	CSE	Admitted		21CS056	MOHAMMED NAVEETH.P
4	I	CSE	Admitted		21CS033	JAYAPRAKASH B



PRINCIPAL
Nandha Engineering College
(Autonomous)
Erode - 638 052.



NANDHA ENGINEERING COLLEGE

(AUTONOMOUS)

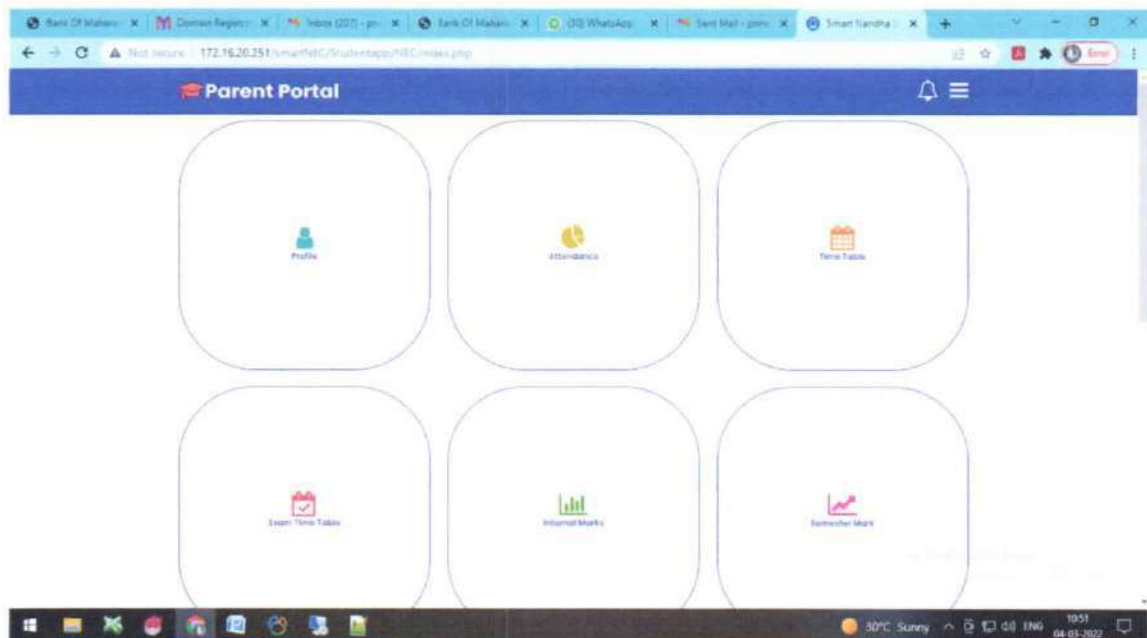
(Approved by AICTE, New Delhi and Affiliated to Anna University, Chennai)

ERODE – 638 052 TAMILNADU

Email : principal@nandhaengg.org Mobile : 73737 12234

Personalized username and password has been given to the parents for monitoring their wards' profile, attendance, marks and others academic details.

Parents Login




PRINCIPAL
Nandha Engineering College
(Autonomous)
Erode - 638 052.



NANDHA ENGINEERING COLLEGE

(AUTONOMOUS)

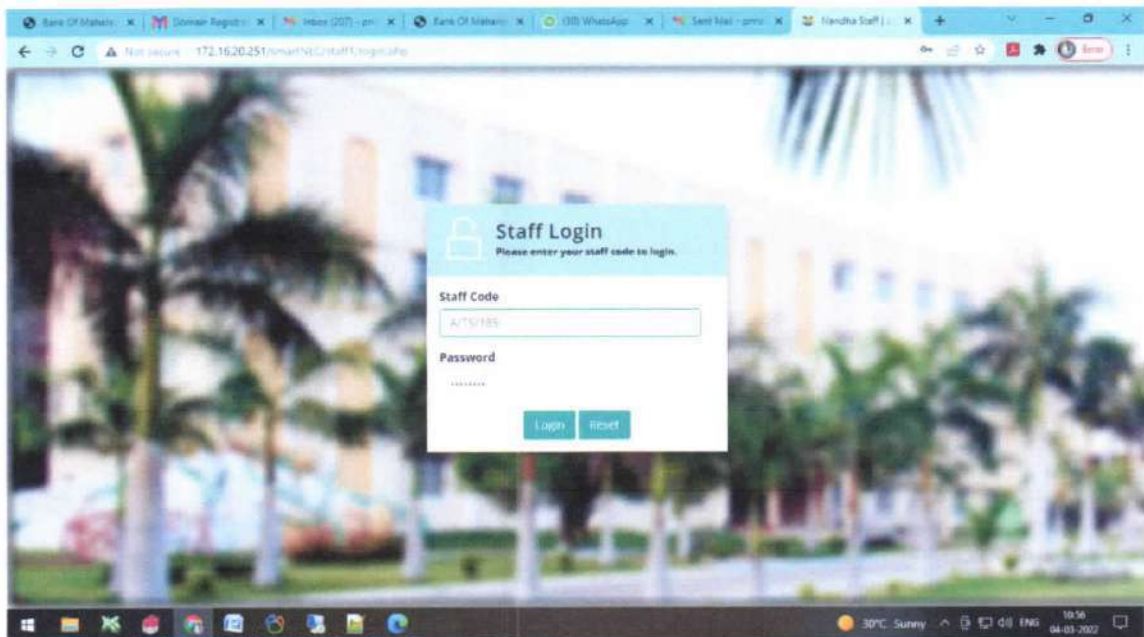
(Approved by AICTE, New Delhi and Affiliated to Anna University, Chennai)

ERODE – 638 052 TAMILNADU

Email : principal@nandhaengg.org Mobile : 73737 12234

Faculty members can access smartNEC portal by using their individual staff code and password. Then it will direct to dashboard.

Staff Login




PRINCIPAL
Nandha Engineering College
(Autonomous)
Erode - 638 052.



NANDHA ENGINEERING COLLEGE

(AUTONOMOUS)

(Approved by AICTE, New Delhi and Affiliated to Anna University, Chennai)

ERODE – 638 052 TAMILNADU

Email : principal@nandhaengg.org Mobile : 73737 12234

Staff personal information can be viewed like qualification, Date of Birth, Employee Id etc.,
New staff can be added, modified and deleted here.

My Profile

The screenshot displays the 'My Profile' page in the Nandha Staff Management System. The page is viewed from the perspective of a user named Dr. J. Senthil. The interface includes a sidebar menu with options like Dashboard, My Details, Biomatrix Attendance, Academic, Attendance Alter, Students Attendance, Students Maintenance, Exam Mark Entry, Certificate Internal Exam, Internal Mark Entry, Exam Time Table, University Mark Entry, and My Leave. The main content area shows the user's profile information:

- Profile:** Show user data in clear profile design
- Dr. J. Senthil:** Director
- Staff Code:** A/TS/185
- Department:** NEC-CSE
- Qualification:** Ph.D
- DOB:** 2002-01-25
- Contact Number:** 9750234499
- Mail ID:** [Redacted]

Below the profile information, there is a section titled 'Faculties (NEC-CSE)' which lists several staff members with their contact details:

Staff Name	Contact Details
DR. ARUMUGAM S A/TS/1	9885099900
DR. PRASHADEVI S A/TS/4	9750771713
DR. J. SENTHIL A/TS/185	9750234499
DR. THIRUMOORTHY P A/TS/123	9865714293
DR. VANATHI D A/TS/50	7373740011
DR. SIVARA R A/TS/137	94880 67374
DR. MAHALINGAM S K A/TS/131	9642788324




PRINCIPAL
Nandha Engineering College
(Autonomous)
Erode - 638 052.



NANDHA ENGINEERING COLLEGE

(AUTONOMOUS)

(Approved by AICTE, New Delhi and Affiliated to Anna University, Chennai)

ERODE – 638 052 TAMILNADU

Email : principal@nandhaengg.org Mobile : 73737 12234

It will generate daily student attendance statistics, Monthly attendance, End Semester Attendance Consolidate, Student Attendance Pro forma.

Mark Student Attendance




PRINCIPAL
Nandha Engineering College
(Autonomous)
Erode - 638 052.



NANDHA ENGINEERING COLLEGE

(AUTONOMOUS)

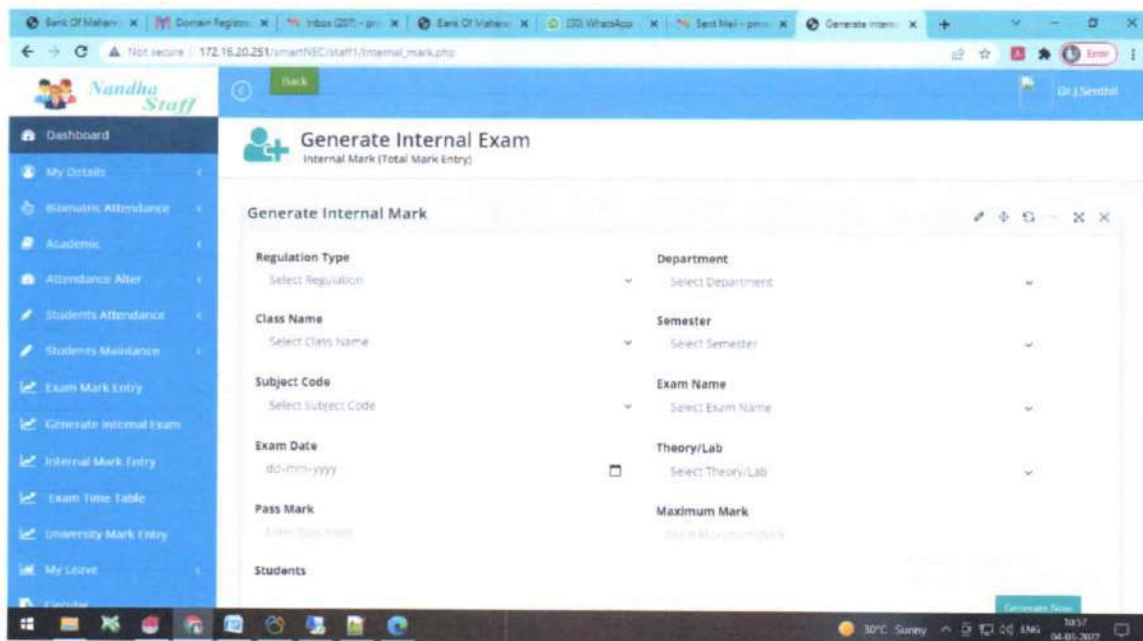
(Approved by AICTE, New Delhi and Affiliated to Anna University, Chennai)

ERODE – 638 052 TAMILNADU

Email : principal@nandhaengg.org Mobile : 73737 12234

Subject wise internal calculation can be obtain from the module. Report for the same can also be generated

Internal Mark Entry




PRINCIPAL
Nandha Engineering College
(Autonomous)
Erode - 638 052.



NANDHA ENGINEERING COLLEGE

(AUTONOMOUS)

(Approved by AICTE, New Delhi and Affiliated to Anna University, Chennai)

ERODE – 638 052 TAMILNADU

Email : principal@nandhaengg.org Mobile : 73737 12234

Subject wise university mark can be entered in this module. Report for the same can also be generated.

University Mark

The screenshot shows a web application interface for entering university marks. The page title is "List of User" and "User Details". A search bar is present above the table. A "Generate University Mark" button is located at the top right of the table area. The table contains the following data:

Action	Department	Batch	Class Name	Semester	Subject Code	Subject Name	Register Number	Name	Mark
<input type="checkbox"/>	NEC-EEE	18-22	I-EEE	II Semester	17GYP01	Physics and Chemistry Laboratory	18EE003	ARULPRAKASH S	A+
<input type="checkbox"/>	NEC-EEE	18-22	I-EEE	II Semester	17GYP01	Physics and Chemistry Laboratory	18EE004	ARUNA E	A
<input type="checkbox"/>	NEC-EEE	18-22	I-EEE	II Semester	17GYP01	Physics and Chemistry Laboratory	18EE005	BALAKUMARAN S	O
<input type="checkbox"/>	NEC-EEE	18-22	I-EEE	II Semester	17GYP01	Physics and Chemistry Laboratory	18EE006	BHARANIDHARAN M	A
<input type="checkbox"/>	NEC-EEE	18-22	I-EEE	II Semester	17GYP01	Physics and Chemistry Laboratory	18EE007	CHANDRA PRAKASH R	A
<input type="checkbox"/>	NEC-EEE	18-22	I-EEE	II Semester	17GYP01	Physics and Chemistry Laboratory	18EE008	DEEPAK ARVINDH A	A
<input type="checkbox"/>	NEC-EEE	18-22	I-EEE	II Semester	17GYP01	Physics and Chemistry Laboratory	18EE009	DHANABAL S	A+



PRINCIPAL
Nandha Engineering College
(Autonomous)
Erode - 638 052.



NANDHA ENGINEERING COLLEGE

(AUTONOMOUS)

(Approved by AICTE, New Delhi and Affiliated to Anna University, Chennai)

ERODE – 638 052 TAMILNADU

Email : principal@nandhaengg.org Mobile : 73737 12234

Scheduled Academic details are viewed in this page to remind students and faculty members to regulate their works.

Academic Calendar

The screenshot shows a web browser window displaying the 'Academic Calendar' page. The page has a blue header with the 'Nandha Staff' logo and a navigation menu on the left. The main content area contains a table with the following data:

S.No	Date	Status	Reason
1	2019-12-02	Working	
2	2019-12-03	Working	
3	2019-12-04	Working	
4	2019-12-05	Working	
5	2019-12-06	Working	
6	2019-12-07	Working	
7	2019-12-08	Holiday	
8	2019-12-09	Working	
9	2019-12-10	Working	
10	2019-12-11	Working	




PRINCIPAL
Nandha Engineering College
(Autonomous)
Erode - 638 052.



NANDHA ENGINEERING COLLEGE

(AUTONOMOUS)

(Approved by AICTE, New Delhi and Affiliated to Anna University, Chennai)

ERODE – 638 052 TAMILNADU

Email : principal@nandhaengg.org Mobile : 73737 12234

Internal, Assignment and online test marks calculations are entered in the module.

Mark List

Bank Of Maharashtra | Domain Registrar | Inbox (207) - pri... | Bank Of Maharashtra | (20) WhatsApp | Sent Mail - pri... | Nandha Staff | +

Not secure | 172.16.20.251/smarth2/C/Staff1/studentmark.php

Nandha Staff

Back

Dashboard

My Details

Biometric Attendance

Academic

Attendance Alter

Students Attendance

Students Maintenance

Exam Mark Entry

Generate Internal Exam

Internal Mark Entry

Exam Time Table

University Mark Entry

My Leave

Student Mark List

Select Exam Type Here

Select Exam Type Here

Assignment I

Assignment II

CAT I

CAT II

OnlineTest I

OnlineTest II

MarkList
Just for Reference

S.No	Reg No	Student Name	Class/Year	Subject Code	Subject Name	Exam Name	Mark Scored
------	--------	--------------	------------	--------------	--------------	-----------	-------------

11:18 30°C Sunny 04-03-2022




PRINCIPAL
Nandha Engineering College
(Autonomous)
Erode - 638 052.



NANDHA ENGINEERING COLLEGE

(AUTONOMOUS)

(Approved by AICTE, New Delhi and Affiliated to Anna University, Chennai)

ERODE – 638 052 TAMILNADU

Email : principal@nandhaengg.org Mobile : 73737 12234

Exam time table with subject code and title are enlisted in the page.

Exam Time Table

The screenshot shows a web browser window displaying the Nandha Staff portal. The page title is "Exam Time Table". On the left, there is a sidebar menu with various navigation options. The main content area has a "List" section with a "Select Exam" dropdown menu. The dropdown menu is open, showing the following options: IAE-1, IAE-2, IAE-3, IAE-4, and Model. Below the dropdown menu, there is a table with the following columns: S.No, Class/Year, Exam Name, Date, and Mark.




PRINCIPAL
Nandha Engineering College
(Autonomous)
Erode - 638 052.



NANDHA ENGINEERING COLLEGE

(AUTONOMOUS)

(Approved by AICTE, New Delhi and Affiliated to Anna University, Chennai)

ERODE – 638 052 TAMILNADU

Email : principal@nandhaengg.org Mobile : 73737 12234

This page shows the complete details of the transport facilities en-route to different stages, route number, station and fee structure.

Bus Route

S.No	Route No	Place	Amount
1	10	10-Sempatti Nagar	12000.00
2	10	10-Narayanaivaladu	12000.00
3	10	10-Nachayal Tea Kadai	12000.00
4	10	10-Vettukattu valadu	12000.00
5	10	10-Kai katti valasu	11500.00
6	10	10-Muthur ilam	9500.00
7	10	10-Thindal	9500.00
8	10	10-Thindal medu	9500.00
9	10	10-Pavalatham peleyam	8500.00
10	10	10-Veppam palayam	8500.00




PRINCIPAL
Nandha Engineering College
(Autonomous)
Erode - 638 052.



NANDHA ENGINEERING COLLEGE

(AUTONOMOUS)

(Approved by AICTE, New Delhi and Affiliated to Anna University, Chennai)

ERODE – 638 052 TAMILNADU

Email : principal@nandhaengg.org Mobile : 73737 12234

Hour wise attendance of the students is maintained in this page everyday.

Staff Dashboard

The screenshot displays the Staff Dashboard interface. The left sidebar contains navigation options: Dashboard, My Details, Biometric Attendance, Academic, Attendance Alter, Students Attendance, Students Maintenance, Exam Mark Entry, Generate Internal Exam, Internal Mark Entry, Exam Time Table, University Mark Entry, and My Leave. The main content area includes a 'Staff Dashboard' header with the subtitle 'Very detailed & featured admin.' Below this are several summary cards: 'CL :0/12', 'Permission :0/2', 'Absent :0', 'Not viewed :0', 'Viewed :0', 'Circular Details', 'Student Absent Last 7 days' (0), and 'Leave Accepted' (12). There are also expandable sections for 'Subject Handling' and 'Student Absent List Previous(s-day & 2-day)'. The 'Subject Handling' section has a table with columns: S.No, Subject Code, Subject Name, and Department. The 'Student Absent List' section has a table with columns: S.No, Department, Class Year, Student Name, Absent Hour, and Absent Date.



PRINCIPAL
Nandha Engineering College
(Autonomous)
Erode - 638 052.



NANDHA ENGINEERING COLLEGE

(AUTONOMOUS)

(Approved by AICTE, New Delhi and Affiliated to Anna University, Chennai)

ERODE – 638 052 TAMILNADU

Email : principal@nandhaengg.org Mobile : 73737 12234

Attendance of all the students can be generated on date wise, monthly wise , week wise and semester wise in this link .

Students Attendance Details

The screenshot displays the SMART NANDHA web application interface. The left sidebar contains navigation options: Dashboard, Main Master, Student Master, Department Master, Class Master, Subject Master, Time Table Master, Entry Status, Student Master Status, Student Profile Status, and Class Master Status. The main content area is titled 'Filter Attendance Pending' and includes a dropdown menu set to 'CSE', a 'Filter' button, and two date selection fields labeled 'Select Date From' and 'Select Date To'. Below this is a section titled 'Student Attendance Statistic' with a sub-section 'Attendance Entry Pending' and a table with columns: S.No, Department, Class, Date, Hour, Subject Code, and Staff Code.



PRINCIPAL
Nandha Engineering College
(Autonomous)
Erode - 638 052.



NANDHA ENGINEERING COLLEGE

(AUTONOMOUS)

(Approved by AICTE, New Delhi and Affiliated to Anna University, Chennai)

ERODE – 638 052 TAMILNADU

Email : principal@nandhaengg.org Mobile : 73737 12234

This module generates faculty members' regular attendance statistics with accurate date and time

Staff Biometric Report

The screenshot shows a web browser displaying a report titled "FN Present list". The report is a table with columns for Date only, Department, Staff Code, Staff Name, Date time, Status, Finger ID, and serial. The data is filtered for the date 03/04/2022. The table shows 14 records of staff members who were present on that date.

Date only	Department	Staff Code	Staff Name	Date time	Status	Finger ID	serial
03/04/2022	NEC-CITL	A/TS/111	Mr.Ramasakar K L	8:39AM	Working	180	180
03/04/2022	NEC-CITL	A/TS/142	Mr.Ganesa Yesuvelath S	8:51AM	Working	197	197
03/04/2022	NEC-CITL	A/TS/221	Mr.Karandakannan M S	8:44AM	Working	19	19
03/04/2022	NEC-CITL	A/TS/99	Dr.Yehesay EK	8:38AM	Working	273	273
03/04/2022	NEC-CSE	A/TS/10	Mr.Jayastkar P	8:37AM	Working	304	304
03/04/2022	NEC-CSE	A/TS/111	MsUma P	8:49AM	Working	158	158
03/04/2022	NEC-CSE	A/TS/123	Dr.Tharmamorthy P	8:44AM	Working	443	443
03/04/2022	NEC-CSE	A/TS/163	Mr.Punithasree K S	8:49AM	Working	211	211
03/04/2022	NEC-CSE	A/TS/211	Ms S.Hemalatha	8:46AM	Working	790	790
03/04/2022	NEC-CSE	A/TS/213	Vinaya V	8:50AM	Working	784	784
03/04/2022	NEC-CSE	A/TS/223	Dr.Karuppasamy S	8:58AM	Working	159	159
03/04/2022	NEC-CSE	A/TS/245	Deepika M	8:57AM	Working	779	779
03/04/2022	NEC-CSE	A/TS/28	Ms.Saravani E	8:49AM	Working	192	192
03/04/2022	NEC-CSE	A/TS/28	Ms.Saravani E	8:52AM	Working	271	271




PRINCIPAL
Nandha Engineering College
(Autonomous)
Erode - 638 052.



NANDHA ENGINEERING COLLEGE

(AUTONOMOUS)

(Approved by AICTE, New Delhi and Affiliated to Anna University, Chennai)

ERODE – 638 052 TAMILNADU

Email : principal@nandhaengg.org Mobile : 73737 12234

This site keeps a specific reports of staffs' and Faculty members' leave particulars.

Staff absentee List

The screenshot shows a web browser displaying the 'FN Absent list' page. The page has a search bar and a table with the following columns: Department, Staff Name, Finger ID, Status, Mobile, Institution, and Staff Code. The table lists 15 staff members, all with a 'Working' status.

Department	Staff Name	Finger ID	Status	Mobile	Institution	Staff Code
REC-IT	Makarandam T	NA	Working	9829813495		4/75/271
REC-EME	Ms.N.RAJITHASULTHANA	4/75/216	Working	9025991291		4/75/241
REC-ECE	Dhanganjan N	8003	Working	7373712234		4/75/2
REC-IT	Ms.Karvika D	783	Working	9139111703		4/75/246
REC-Mech	Murugapandian.SI	773	Working	9788283168		4/75/219
REC-EME	Ms.K.E.Sangeetha	771	Working	9791893777		4/75/214
REC-CSE	Ms.C. Balakrishnamani	737	Working	9791274114		4/75/210
REC-CSE	Ms.S.Kamali	720	Working	8300233268		4/75/88
REC-CSE	Ms.S.Rajamani	719	Working	9354789033		4/75/67
REC-ECE	Ms.NARAYAN B P	681	Working	9940748728		4/75/82
REC-IT	Ms.Dhanya P	540	Working	8844834979		4/75/172
REC-MECH	Ms.S.KATHIRVEL	503	Working	9456668310		4/75/81
REC-CIVIL	Ms.Aarathi T	82	Working	9789466492		4/75/283



PRINCIPAL
Nandha Engineering College
(Autonomous)
Erode - 638 052.



NANDHA ENGINEERING COLLEGE

(AUTONOMOUS)

(Approved by AICTE, New Delhi and Affiliated to Anna University, Chennai)

ERODE – 638 052 TAMILNADU

Email : principal@nandhaengg.org Mobile : 73737 12234

Availability of leave and On duty details of staffs' and Faculty members' are mentioned on in this page.

The screenshot shows a web application interface for 'Staff Leave List'. The interface includes a sidebar menu with options like 'All Days', 'Staff Master Creation', 'Holiday Master Creation', 'Staff Leave', 'Today', and 'Report'. The main content area has search filters for Department, Staff Code, Leave Date, and Leave Type. Below the filters is a table with the following data:

Department	Staff Code	Leave Date	From Time	From	Leave Type	HR Approved Date Time	Principal Approved Date Time	Approved By Office
REC-NBCH	A/NTS/102	02/09/22		FN	AB			
REC-EEE	A/NTS/93	02/09/22		FN	AB			
REC-NDCI	A/NTS/97	02/09/22		FN	AB			
REC-ECE	A/NTS/92	02/09/22		FN	AB			
REC-CSE	A/NTS/64	02/09/22		FN	AB			
REC-CSE	A/NTS/97	02/09/22		FN	AB			




PRINCIPAL
Nandha Engineering College
(Autonomous)
Erode - 638 052.



NANDHA ENGINEERING COLLEGE

(AUTONOMOUS)

(Approved by AICTE, New Delhi and Affiliated to Anna University, Chennai)

ERODE – 638 052 TAMILNADU

Email : principal@nandhaengg.org Mobile : 73737 12234

EXAMLY



NANDHA ENGINEERING COLLEGE

(AUTONOMOUS)

(Approved by AICTE, New Delhi and Affiliated to Anna University, Chennai)

ERODE – 638 052 TAMILNADU

Email : principal@nandhaengg.org Mobile : 73737 12234

EXAMLY USER MANUAL

S.NO	TOPIC
1	Dashboard
2	Student
3	Question Bank
4	Content Bank
5	Test
6	Course
7	contest
8	Reports



PRINCIPAL
Nandha Engineering College
(Autonomous)
Erode - 638 052.



NANDHA ENGINEERING COLLEGE

(AUTONOMOUS)

(Approved by AICTE, New Delhi and Affiliated to Anna University, Chennai)

ERODE – 638 052 TAMILNADU

Email : principal@nandhaengg.org Mobile : 73737 12234

Regular Dashboard

STEP 1: Login to the portal using your mail id and password you will be directed to dashboard.



STEP 2: Click Report Type and select Regular Dashboard.




PRINCIPAL
Nandha Engineering College
(Autonomous)
Erode - 638 052.



NANDHA ENGINEERING COLLEGE

(AUTONOMOUS)

(Approved by AICTE, New Delhi and Affiliated to Anna University, Chennai)

ERODE – 638 052 TAMILNADU

Email : principal@nandhaengg.org Mobile : 73737 12234

STEP 3: Choose the respective Campus.

The screenshot shows the NeoPAT dashboard interface. A sidebar on the left contains navigation icons. The main area features a 'Select Report Type' dropdown set to 'Regular Dashboard'. Below this, there are four filter dropdowns: 'Campus' (set to 'NeoPAT'), 'Department' (set to 'Choose Department'), 'Batch' (set to 'Choose batch'), and 'Degree' (set to 'Choose Degree'). The 'Campus' dropdown is open, showing a search bar with 'Q:neop' and a list of options, with 'NeoPAT' selected. Below the filters, there are three summary cards: 'Students' with a value of 517, 'Question Banks' with a value of 1849, and 'Tests' with a value of 1841. A 'Neo PAT' dropdown is visible in the top right corner.

STEP 4: Choose Department.

The screenshot shows the NeoPAT dashboard interface. The 'Campus' dropdown is now set to 'NeoPAT'. The 'Department' dropdown is open, showing a search bar with 'Q:' and a list of options, with 'NeoPAT - NeoPAT' selected. The 'Batch' dropdown is set to 'Choose batch' and the 'Degree' dropdown is set to 'Choose Degree'. A 'Neo PAT' dropdown is visible in the top right corner.



PRINCIPAL
Nandha Engineering College
(Autonomous)
Erode - 638 052.



NANDHA ENGINEERING COLLEGE

(AUTONOMOUS)

(Approved by AICTE, New Delhi and Affiliated to Anna University, Chennai)

ERODE – 638 052 TAMILNADU

Email : principal@nandhaengg.org Mobile : 73737 12234

STEP 5: Choose Batch.

The screenshot shows the NeoPAT dashboard with the following data:

Staff	Students	Batch	Tests
0	390	NeoPAT - 2022	1830

STEP 6: Choose Degree.

The screenshot shows the NeoPAT dashboard with the following data:

Staff	Students	Question Banks	Degree
0	390	1836	NeoPAT - NeoPAT



PRINCIPAL
Nandha Engineering College
(Autonomous)
Erode - 638 052.



NANDHA ENGINEERING COLLEGE

(AUTONOMOUS)

(Approved by AICTE, New Delhi and Affiliated to Anna University, Chennai)

ERODE – 638 052 TAMILNADU

Email : principal@nandhaengg.org Mobile : 73737 12234

STEP 7: Here you can see the No. of Students, Question Banks and Tests. And also the status of students, tests, questions and staffs.




PRINCIPAL
Nandha Engineering College
(Autonomous)
Erode - 638 052.



NANDHA ENGINEERING COLLEGE

(AUTONOMOUS)

(Approved by AICTE, New Delhi and Affiliated to Anna University, Chennai)

ERODE – 638 052 TAMILNADU

Email : principal@nandhaengg.org Mobile : 73737 12234

Testwise Dashboard

STEP 1: Login to the portal using your mail id and password you will be directed to dashboard.



STEP 2: Click Report Type and select Testwise Dashboard.




PRINCIPAL
Nandha Engineering College
(Autonomous)
Erode - 638 052.



NANDHA ENGINEERING COLLEGE

(AUTONOMOUS)

(Approved by AICTE, New Delhi and Affiliated to Anna University, Chennai)

ERODE – 638 052 TAMILNADU

Email : principal@nandhaengg.org Mobile : 73737 12234

STEP 3: Choose Campus.

The screenshot shows the NeoPAT web application interface. On the left is a vertical navigation menu with icons for home, reports, and other functions. The main content area has a header with 'NeoPAT' and a dropdown arrow. Below the header, there are several dropdown menus: 'Select Report Type' (Testwise Dashboard), 'Campus *' (NeoPAT), 'Department *' (Choose Department), 'Batch *' (Choose batch), and 'Degree *' (Choose Degree). The 'Campus *' dropdown is open, showing 'NeoPAT' and 'Qneop' options. Below these dropdowns are 'Course *' and 'Test *' dropdowns. A 'Show' button is located at the bottom right of the form area. A chat icon is visible in the bottom right corner.

STEP 4: Choose Department.

The screenshot shows the NeoPAT web application interface. The 'Department *' dropdown menu is open, showing 'NeoPAT - NeoPAT' and 'NeoPAT - admin' options. The 'Show' button is visible. The interface is similar to the previous screenshot, with the same navigation menu and dropdown menus for 'Select Report Type', 'Campus *', 'Batch *', and 'Degree *'. The 'Course *' and 'Test *' dropdowns are also present. A chat icon is visible in the bottom right corner.



PRINCIPAL
Nandha Engineering College
(Autonomous)
Erode - 638 052.



NANDHA ENGINEERING COLLEGE

(AUTONOMOUS)

(Approved by AICTE, New Delhi and Affiliated to Anna University, Chennai)

ERODE – 638 052 TAMILNADU

Email : principal@nandhaengg.org Mobile : 73737 12234

STEP 5: Choose Batch.

The screenshot shows the NeoPAT system interface. On the left is a vertical navigation menu with icons for Home, Reports, Testwise Dashboard, Campus, Department, Course, and Sub Type. The main area contains several dropdown menus: 'Select Report Type' (Testwise Dashboard), 'Campus *' (NeoPAT), 'Department *' (NeoPAT - NeoPAT), 'Batch *' (2 items selected), and 'Degree *' (Choose Degree). The 'Batch *' dropdown is open, showing a search bar and two items: 'NeoPAT - Demo' and 'NeoPAT - 2022'. A 'Show' button is visible below the dropdown. The top right corner shows 'NeoPAT' with a dropdown arrow. A chat icon is visible in the bottom right corner.

STEP 6: Choose Degree.

The screenshot shows the NeoPAT system interface. On the left is a vertical navigation menu with icons for Home, Reports, Testwise Dashboard, Campus, Department, Course, and Sub Type. The main area contains several dropdown menus: 'Select Report Type' (Testwise Dashboard), 'Campus *' (NeoPAT), 'Department *' (NeoPAT - NeoPAT), 'Batch *' (2 items selected), and 'Degree *' (NeoPAT - NeoPAT). The 'Degree *' dropdown is open, showing a search bar and one item: 'NeoPAT - NeoPAT'. A 'Show' button is visible below the dropdown. The top right corner shows 'NeoPAT' with a dropdown arrow. A chat icon is visible in the bottom right corner.



PRINCIPAL
Nandha Engineering College
(Autonomous)
Erode - 638 052.



NANDHA ENGINEERING COLLEGE

(AUTONOMOUS)

(Approved by AICTE, New Delhi and Affiliated to Anna University, Chennai)

ERODE – 638 052 TAMILNADU

Email : principal@nandhaengg.org Mobile : 73737 12234

STEP 7: Select Sub Type as Course or Contest.

Select Report Type
Testwise Dashboard

Campus *
NeoPAT

Department *
NeoPAT - NeoPAT

Batch *
2 items selected

Degree *
NeoPAT - NeoPAT

Select Sub Type *
Course
Contest

Show

STEP 8: Select a particular Course for the sub type Course and similar to the contest.

Select Report Type
Testwise Dashboard

Campus *
NeoPAT

Department *
NeoPAT - NeoPAT

Batch *
2 items selected

Degree *
NeoPAT - NeoPAT

Select Sub Type *
Course

2022 Accenture Preparatory Course
2022 Accenture Tests
2022 Accolite Practice Tests
2022 Advanced Java Programming Course
2022 Amazon software development Engineer
2022 Amazon Software Engineer Tests
2022 AMCAT Practice Course
Select Course

Show



Principal
PRINCIPAL
Nandha Engineering College
(Autonomous)
Erode 638 052.



NANDHA ENGINEERING COLLEGE

(AUTONOMOUS)

(Approved by AICTE, New Delhi and Affiliated to Anna University, Chennai)

ERODE – 638 052 TAMILNADU

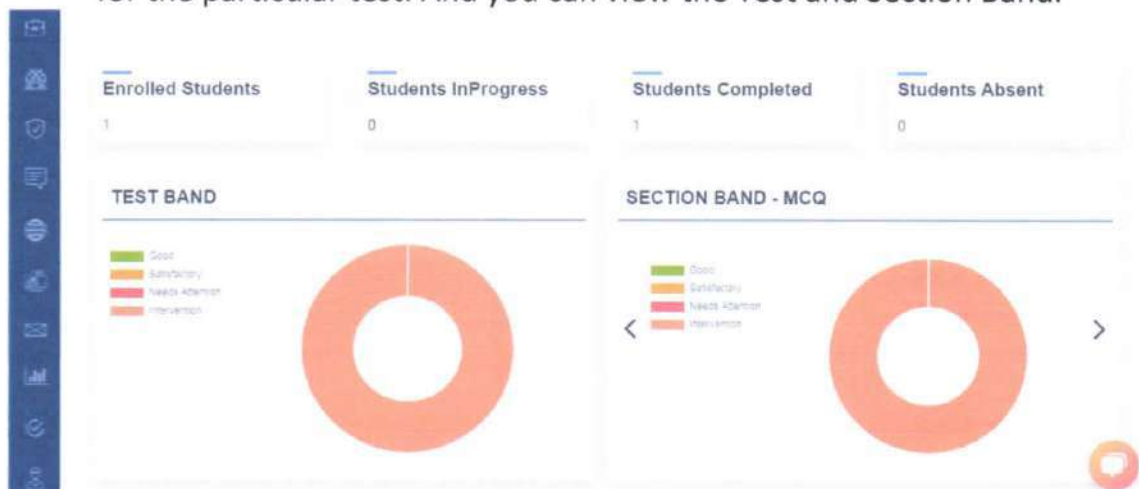
Email : principal@nandhaengg.org Mobile : 73737 12234

STEP 9: Select a test for that particular course and click "Show".

The screenshot shows the NeoPAT interface with the following details:

- Report Type: Testwise Dashboard
- Campus: NeoPAT
- Department: NeoPAT - NeoPAT
- Batch: 2 Items selected
- Degree: NeoPAT - NeoPAT
- Select Sub Type: Course
- Course: 2022 Accenture Preparatory Course
- Test: Select Test (dropdown menu open)
- Test options: Accenture Mock 2, Accenture Mock 3, Accenture Mock 1, Accenture Mock 5, Accenture Mock 4
- Buttons: Show (orange)

STEP 10: You can get the details of the students enrolled and completed status for the particular test. And you can view the Test and Section Band.




PRINCIPAL
Nandha Engineering College
(Autonomous)
Erode - 638 052.



NANDHA ENGINEERING COLLEGE

(AUTONOMOUS)

(Approved by AICTE, New Delhi and Affiliated to Anna University, Chennai)

ERODE – 638 052 TAMILNADU

Email : principal@nandhaengg.org Mobile : 73737 12234

STEP 13: The below bar graph shows the percentages of each question.



STEP 14: If you want to analyse the attempt results by question type, Click “Group By Question Type” as shown below.



PRINCIPAL
Nandha Engineering College
(Autonomous)
Erode - 638 052.



NANDHA ENGINEERING COLLEGE

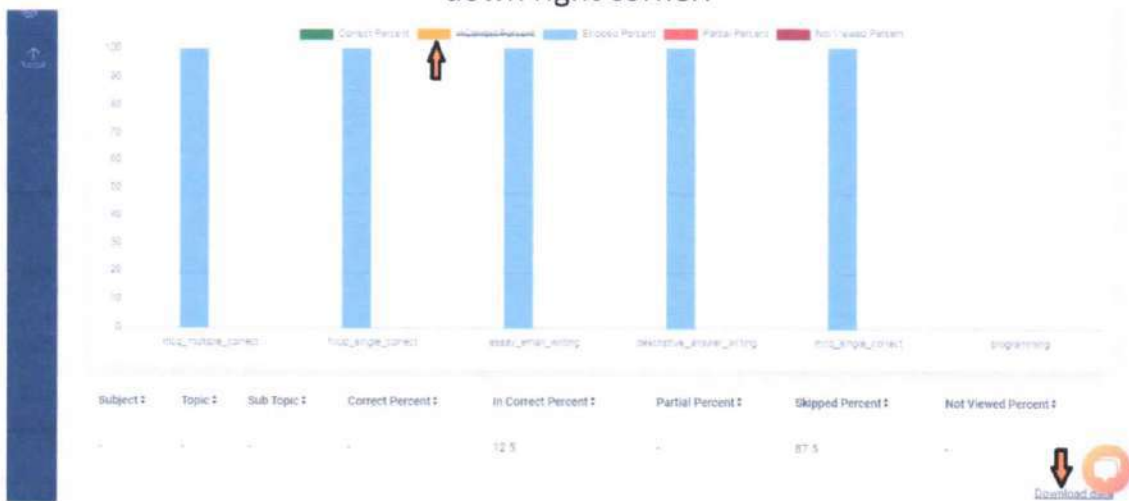
(AUTONOMOUS)

(Approved by AICTE, New Delhi and Affiliated to Anna University, Chennai)

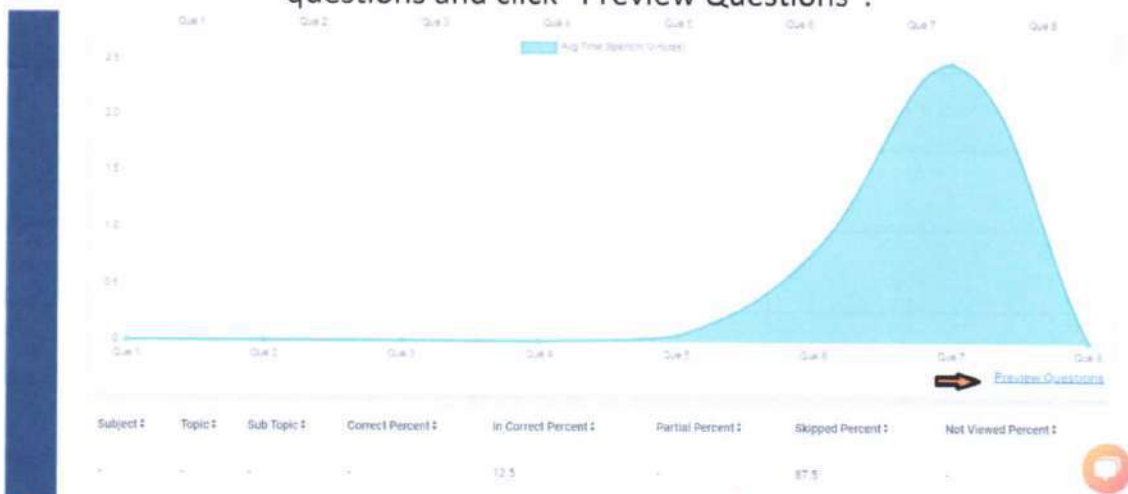
ERODE – 638 052 TAMILNADU

Email : principal@nandhaengg.org Mobile : 73737 12234

STEP 15: If you want to exclude a particular data, just click on the bar you want to exclude. You can download the whole data by clicking “Download Data” on the down right corner.



STEP 16: By scrolling down, you can see the Average Time spent on each questions and click “Preview Questions”.



PRINCIPAL
Nandha Engineering College
(Autonomous)
Erode - 638 052.



NANDHA ENGINEERING COLLEGE

(AUTONOMOUS)

(Approved by AICTE, New Delhi and Affiliated to Anna University, Chennai)

ERODE – 638 052 TAMILNADU

Email : principal@nandhaengg.org Mobile : 73737 12234

STEP 17: By clicking Preview questions, you can view the questions.

Question Preview x

Que 1

Which of the following are operating system?

Que 2

_____ Places new entries in the process table

Que 3

Write an essay on impact of COVID 19 on global education

Que 4

What is demand paging?

Que 5

Which of the following are not the extension of Notepad?

Que 6



STEP 18: Department and degree wise Assessment data can be compared and the click "Download Data" to get the assessment details.

Assessment Statistics

Compare by Department: ...

Department :	Attended Count :	Completed Count :	Avg Score :	Avg Time Spent :	Max Score :	Min Score :
Coimbatore Campus - CSE	1	1	100	00:02:34	100	100
Coimbatore Campus - ECE	1	1	100	00:02:34	100	100
Coimbatore Campus - EEE	1	1	100	00:02:34	100	100

Download data



PRINCIPAL
Nandha Engineering College
(Autonomous)
Erode - 638 052.



NANDHA ENGINEERING COLLEGE

(AUTONOMOUS)

(Approved by AICTE, New Delhi and Affiliated to Anna University, Chennai)

ERODE – 638 052 TAMILNADU

Email : principal@nandhaengg.org Mobile : 73737 12234

STEP 20: To get the student details click “Download Data”

Band	Campus	Department	Batch	Degree	Name	Reg No	To
○	Coimbatore Campus	CSE	2018	BE-CSE	SHREEMARAN B	146	0

[Download Data](#)




PRINCIPAL
Nandha Engineering College
(Autonomous)
Erode - 638 052.



NANDHA ENGINEERING COLLEGE

(AUTONOMOUS)

(Approved by AICTE, New Delhi and Affiliated to Anna University, Chennai)

ERODE – 638 052 TAMILNADU

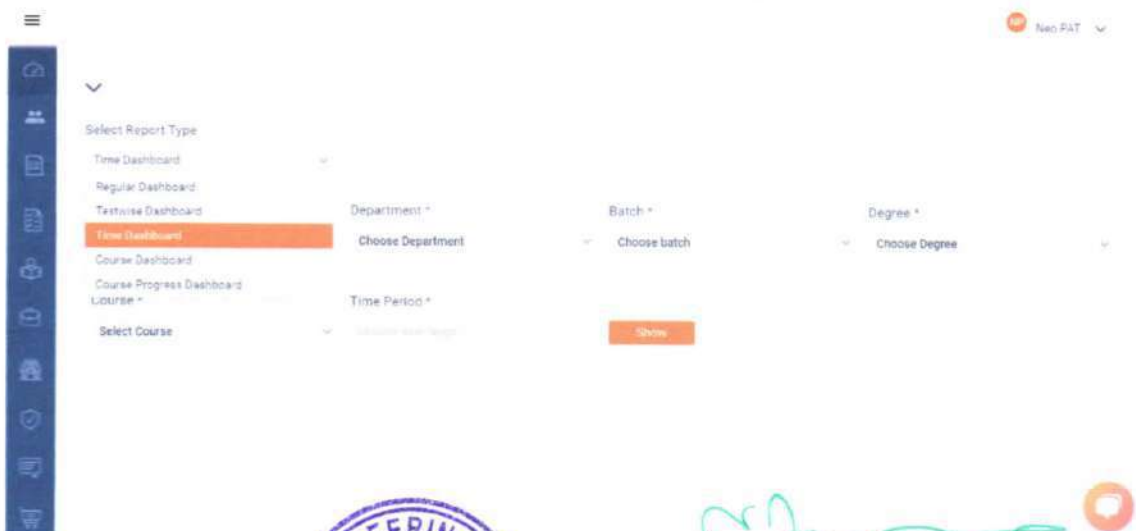
Email : principal@nandhaengg.org Mobile : 73737 12234

Time Dashboard

STEP 1: Login to your account with your registered email id and password. You will be directed to the “Dashboard” and click on the Report Type



STEP 2: Select “Time Dashboard” and choose all the mandatory fields.




PRINCIPAL
Nandha Engineering College
(Autonomous)
Erode - 638 052.



NANDHA ENGINEERING COLLEGE

(AUTONOMOUS)

(Approved by AICTE, New Delhi and Affiliated to Anna University, Chennai)

ERODE – 638 052 TAMILNADU

Email : principal@nandhaengg.org Mobile : 73737 12234

STEP 3: Choose Campus.

Select Report Type
Time Dashboard

Campus *
NeoPAT

Department *
Choose Department

Batch *
Choose batch

Degree *
Choose Degree

Time Period *
Show

STEP 4: Choose Department.

Select Report Type
Time Dashboard

Campus *
NeoPAT

Department *
2 items selected

Batch *
Choose batch

Degree *
Choose Degree

Course *
Select Course

Show



N. D.
PRINCIPAL
Nandha Engineering College
(Autonomous)
Erode - 638 052.



NANDHA ENGINEERING COLLEGE

(AUTONOMOUS)

(Approved by AICTE, New Delhi and Affiliated to Anna University, Chennai)

ERODE – 638 052 TAMILNADU

Email : principal@nandhaengg.org Mobile : 73737 12234

STEP 5: Choose Batch.

Select Report Type
Time Dashboard

Campus *
NeoPAT

Department *
2 items selected

Batch *
2 items selected

Degree *
Choose Degree

Course *
Select Course

Neo PAT

NeoPAT - Devan

NeoPAT - 2022

STEP 6: Choose Degree.

Select Report Type
Time Dashboard

Campus *
NeoPAT

Department *
2 items selected

Batch *
2 items selected

Degree *
NeoPAT - NeoPAT

Course *
Select Course

Neo PAT

Show

NeoPAT - NeoPAT



N. J.
PRINCIPAL
Nandha Engineering College
(Autonomous)
Erode - 638 052.



NANDHA ENGINEERING COLLEGE

(AUTONOMOUS)

(Approved by AICTE, New Delhi and Affiliated to Anna University, Chennai)

ERODE – 638 052 TAMILNADU

Email : principal@nandhaengg.org Mobile : 73737 12234

STEP 7: Choose the respective Course(s).

STEP 8: Click on Time Period and choose a particular date range from which you need data. The chosen data range will be highlighted as shown below and click on “Show” to see the overall Time Dashboard report.



[Signature]
PRINCIPAL
Nandha Engineering College
(Autonomous)
Erode - 638 052.



NANDHA ENGINEERING COLLEGE

(AUTONOMOUS)

(Approved by AICTE, New Delhi and Affiliated to Anna University, Chennai)

ERODE – 638 052 TAMILNADU

Email : principal@nandhaengg.org Mobile : 73737 12234

STEP 9: Once click show, you will see the detailed report of active tests and students.



STEP 10: You can also see the active test graph with the total attended count and time spent within the given range.





NANDHA ENGINEERING COLLEGE

(AUTONOMOUS)

(Approved by AICTE, New Delhi and Affiliated to Anna University, Chennai)

ERODE – 638 052 TAMILNADU

Email : principal@nandhaengg.org Mobile : 73737 12234

STEP 13: By scrolling down, you can also see the list of most active students and you can also download the list by clicking “Download Data” as shown below.

Name	Reg No	Test Attended	Time Spent (HH:MM:SS)
-	-	16	08:29:48
-	-	7	05:26:41
Prep Course .	100003	2	00:02:53
-	18BCS053	1	01:01:36
-	-	1	00:33:35

[Download Data](#)

STEP 14: By scrolling down, you can see the complete analysis of the question type like MCQ, Programming questions for the particular time period.



PRINCIPAL
Nandha Engineering College
(Autonomous)
Erode - 638 052.



NANDHA ENGINEERING COLLEGE

(AUTONOMOUS)

(Approved by AICTE, New Delhi and Affiliated to Anna University, Chennai)

ERODE – 638 052 TAMILNADU

Email : principal@nandhaengg.org Mobile : 73737 12234

STEP 15: If you want to exclude a particular data, just click on the bar you want to exclude.



STEP 16: By scrolling down, you can see the overall list. If you click on the arrow as shown below, you can see the detailed information like the course, test and time spent etc.

Campus #	Department #	Batch #	Degree #	Name #	Reg No #	Tests Attended #	Ques
NeoPAT	NeoPAT	2022	NeoPAT	-	18BC9052	1 >	31
NeoPAT	NeoPAT	2022	NeoPAT	-	-	1 >	0
NeoPAT	NeoPAT	Demo	NeoPAT	Prep Course	100003	5 v ←	22

Course	Test	Attempt No.	Score	Time Taken (HH:MM:SS)	Question attended	Con
2022_Aptitude For PlacementsLevel 1_Permutation and Combi		2	2	00:02:34	20	
2022_Aptitude For PlacementsLevel 1_Permutation and Combi		3	Test In Progress / Paused			
Demo Course_GD & PI	Demo Test	1	30	00:00:19	2	
2022 C Programming Course_PREP_C_PT_Datatypes Variabl		1	Test In Progress / Paused			
NERO - Employability ReadinessAptitude - Speed Maths - Class		1	Test In Progress / Paused			



PRINCIPAL
Nandha Engineering College
(Autonomous)
Erode - 638 052.



NANDHA ENGINEERING COLLEGE

(AUTONOMOUS)

(Approved by AICTE, New Delhi and Affiliated to Anna University, Chennai)

ERODE – 638 052 TAMILNADU

Email : principal@nandhaengg.org Mobile : 73737 12234

STEP 17: If you scroll down to the end of the page, you can see the “Download Data” on the down right corner.

NERD_Self-Learning Gamified .	Level 1_Probability.	1	0	00:00:22	20		
NERD_Self-Learning Gamified .	Level 1_Analytical Reasoning	1	5	00:06:50	20		
NERD_Self-Learning Gamified .	Level 1_Analytical Reasoning	2	14	00:24:47	20		
NERD_Self-Learning Gamified .	Level 1_Analytical Reasoning	3	18	00:06:41	20		
NERD_Self-Learning Gamified .	Level 2_Analytical Reasoning	1	6	00:22:26	25		
NeoPAT	NeoPAT	Demo	NeoPAT	-	-	1 >	22
NeoPAT	NeoPAT	Demo	NeoPAT	CST	100002	5 >	0
NeoPAT	NeoPAT	Demo	NeoPAT	Neo PAT Student	JHGHGNSHGHA	1 >	100
NeoPAT	NeoPAT	2022	NeoPAT	-	-	1 >	92

Download data

STEP 18: If you click on “Download Data”, you’ll be asked to select the columns. Select the details you need and click “Download”. The overall report will be downloaded as a CSV file.

Select columns

Download File Type: CSV (.csv) Excel (.xlsx)

Select columns to be included in the CSV file

Select all columns

<input checked="" type="checkbox"/> Name	<input type="checkbox"/> Split Name	<input checked="" type="checkbox"/> Email
<input checked="" type="checkbox"/> DOB	<input checked="" type="checkbox"/> Registration Number	<input checked="" type="checkbox"/> Phone No
<input checked="" type="checkbox"/> Gender	<input checked="" type="checkbox"/> Campus	<input checked="" type="checkbox"/> Batch
<input checked="" type="checkbox"/> Department	<input checked="" type="checkbox"/> Degree	<input checked="" type="checkbox"/> Term Mark
<input checked="" type="checkbox"/> Twelfth Mark	<input checked="" type="checkbox"/> Diploma Mark	<input checked="" type="checkbox"/> Ug Mark
<input checked="" type="checkbox"/> Pg Mark	<input checked="" type="checkbox"/> Current Backlogs	<input checked="" type="checkbox"/> Backlog History
<input checked="" type="checkbox"/> Badge	<input checked="" type="checkbox"/> Superbadge	

Cancel Download



PRINCIPAL
Nandha Engineering College
(Autonomous)
Erode - 638 052.



NANDHA ENGINEERING COLLEGE

(AUTONOMOUS)

(Approved by AICTE, New Delhi and Affiliated to Anna University, Chennai)

ERODE – 638 052 TAMILNADU

Email : principal@nandhaengg.org Mobile : 73737 12234

Course Dashboard

STEP 1: Login to your account with your registered email id and password. You will be directed to the dashboard.



STEP 2: Click on the Report Type and select "Course Dashboard".




PRINCIPAL
Nandha Engineering College
(Autonomous)
Erode - 638 052.



NANDHA ENGINEERING COLLEGE

(AUTONOMOUS)

(Approved by AICTE, New Delhi and Affiliated to Anna University, Chennai)

ERODE – 638 052 TAMILNADU

Email : principal@nandhaengg.org Mobile : 73737 12234

STEP 3: Choose Campus.

Select Report Type
Course Dashboard

Campus *
NeoPAT
NeoPAT

Department *
Choose Department

Batch *
Choose batch

Degree *
Choose Degree

Show

STEP 4: Choose Department.

Select Report Type
Course Dashboard

Campus *
NeoPAT

Department *
2 items selected
NeoPAT - admin
NeoPAT - NeoPAT

Batch *
Choose batch

Degree *
Choose Degree



PRINCIPAL
Nandha Engineering College
(Autonomous)
Erode - 638 052.



NANDHA ENGINEERING COLLEGE

(AUTONOMOUS)

(Approved by AICTE, New Delhi and Affiliated to Anna University, Chennai)

ERODE – 638 052 TAMILNADU

Email : principal@nandhaengg.org Mobile : 73737 12234

STEP 5: Choose Batch.

Select Report Type
Course Dashboard

Campus *
NeoPAT

Department *
2 items selected

Batch *
2 items selected

Degree *
Choose Degree

Course *
NeoPAT - Demos

NeoPAT

STEP 6: Choose Degree.

Select Report Type
Course Dashboard

Campus *
NeoPAT

Department *
2 items selected

Batch *
2 items selected

Degree *
NeoPAT - NeoPAT

Course *
NeoPAT - NeoPAT

NeoPAT




PRINCIPAL
Nandha Engineering College
(Autonomous)
Erode - 638 052.



NANDHA ENGINEERING COLLEGE

(AUTONOMOUS)

(Approved by AICTE, New Delhi and Affiliated to Anna University, Chennai)

ERODE – 638 052 TAMILNADU

Email : principal@nandhaengg.org Mobile : 73737 12234

STEP 7: Select a particular Course and Click “Show” to see the overall Course Dashboard report.

Select Report Type
Course Dashboard

Carriours *
NeoPAT

Department *
2 items selected

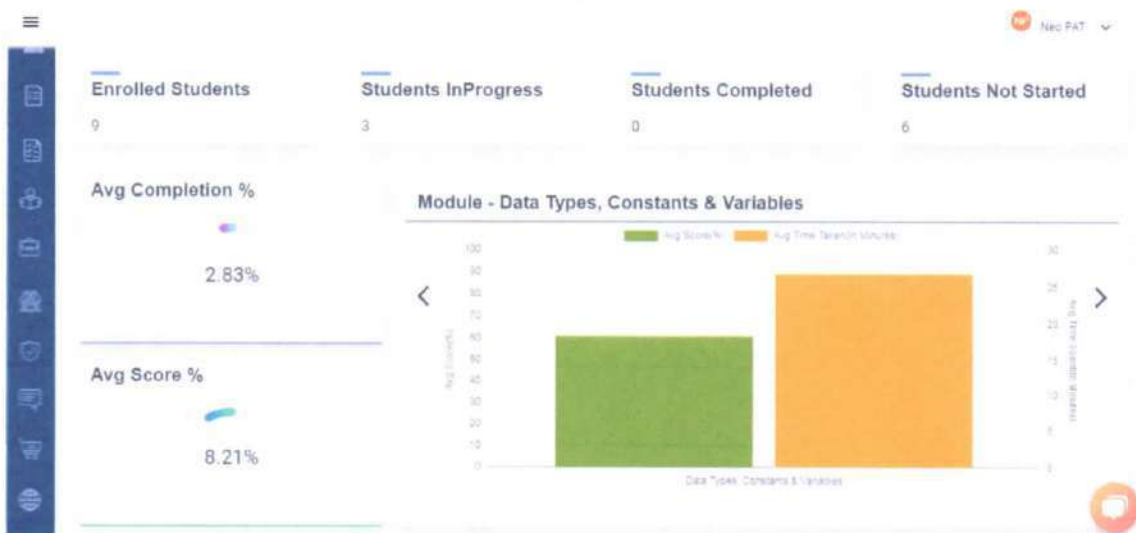
Batch *
2 items selected

Degree *
NeoPAT - NeoPAT

Course *
2022 C Programming Course

Show

STEP 8: You will see the detailed report with count of students enrolled, completed, average score, etc.



[Signature]
PRINCIPAL
Nandha Engineering College
(Autonomous)
Erode - 638 052.



NANDHA ENGINEERING COLLEGE

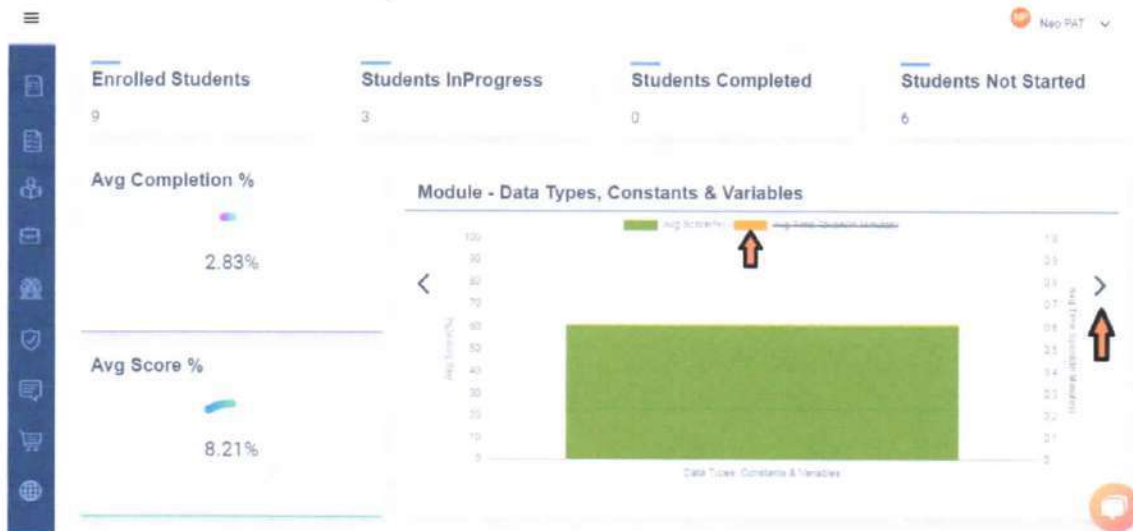
(AUTONOMOUS)

(Approved by AICTE, New Delhi and Affiliated to Anna University, Chennai)

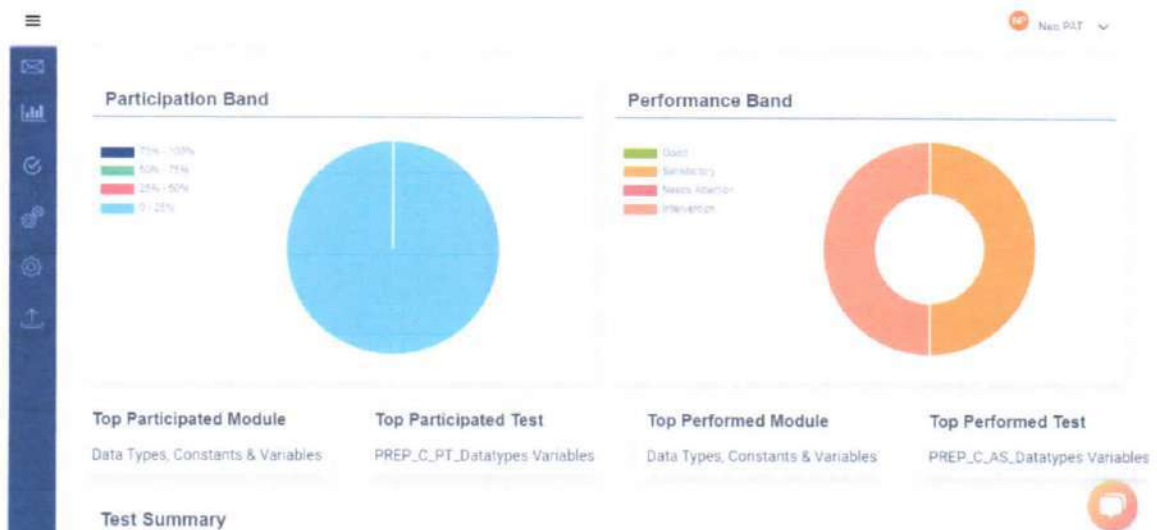
ERODE – 638 052 TAMILNADU

Email : principal@nandhaengg.org Mobile : 73737 12234

STEP 9: If you click the arrow, you can see different module types and to exclude the average time taken, just click the coloured bar as shown below.



STEP 10: If you scrolldown, you can see the performance list and if you keep the curser on the piechart, you can see the score percentage.



PRINCIPAL
Nandha Engineering College
(Autonomous)
Erode - 638 052.



NANDHA ENGINEERING COLLEGE

(AUTONOMOUS)

(Approved by AICTE, New Delhi and Affiliated to Anna University, Chennai)

ERODE – 638 052 TAMILNADU

Email : principal@nandhaengg.org Mobile : 73737 12234

STEP 11: Click on the piechart to view the participation list of the students.

The screenshot shows the Neo PAT interface. On the left, there is a sidebar with navigation icons. The main area is divided into several sections:

- Participation Band:** A legend with four categories: 25% - 100% (dark blue), 50% - 75% (green), 25% - 50% (red), and 0 - 25% (light blue).
- Student List:** A table with columns: Name, Reg No., and Completion(%).

Name	Reg No.	Completion(%)
Prep Course	100003	0.11
Demo 2022	1205005	0
-	-	0
KCG Demo	10001	7.69
Neo PAT Student	JHGHGNSHGHHA	0
-	-	0
-	-	0
-	-	0
-	-	17.66
-	-	0
- Top Participated Module:** Data Types, Constants & Vari
- Test Summary:**
- Top Performed Test:** PREP_C_AS_Datatypes Variables

STEP 12: To see the particular data, click the bar you want to exclude as shown below.

The screenshot shows the Neo PAT interface with two donut charts side-by-side:

- Participation Band:** A donut chart with a legend showing four categories: 75% - 100% (dark blue), 50% - 75% (green), 25% - 50% (red), and 0 - 25% (light blue). The chart is currently showing the 0 - 25% category.
- Performance Band:** A donut chart with a legend showing four categories: Good (green), Satisfactory (orange), Needs Attention (red), and Improvement (light orange). An arrow points to the Satisfactory category.

Below the charts, there are four sections:

- Top Participated Module:** Data Types, Constants & Variables
- Top Participated Test:** PREP_C_PT_Datatypes Variables
- Top Performed Module:** Data Types, Constants & Variables
- Top Performed Test:** PREP_C_AS_Datatypes Variables



PRINCIPAL
Nandha Engineering College
(Autonomous)
Erode - 638 052.



NANDHA ENGINEERING COLLEGE

(AUTONOMOUS)

(Approved by AICTE, New Delhi and Affiliated to Anna University, Chennai)

ERODE – 638 052 TAMILNADU

Email : principal@nandhaengg.org Mobile : 73737 12234

STEP 15: By scrolling down, you can also see the graph for the marks.



STEP 16: To see the graph of maximum mark, just click on the other bars you want to exclude.




PRINCIPAL
Nandha Engineering College
(Autonomous)
Erode - 638 052.



NANDHA ENGINEERING COLLEGE

(AUTONOMOUS)

(Approved by AICTE, New Delhi and Affiliated to Anna University, Chennai)

ERODE – 638 052 TAMILNADU

Email : principal@nandhaengg.org Mobile : 73737 12234

STEP 17: By scrolling down, you can see the overall “Assessment Summary” for the average score, course completion and the time spent on the course.



STEP 18: You can also compare the summary by campus, departments, batch and degree by choosing them accordingly. If you click on the bar, the particular data will be excluded.




PRINCIPAL
Nandha Engineering College
(Autonomous)
Erode - 638 052.



NANDHA ENGINEERING COLLEGE

(AUTONOMOUS)

(Approved by AICTE, New Delhi and Affiliated to Anna University, Chennai)

ERODE – 638 052 TAMILNADU

Email : principal@nandhaengg.org Mobile : 73737 12234

STEP 19: By scrolling down, you can see the overall list. You can also search for a particular student by typing it in the search bar or by using filter option.

Band	Campus #	Department #	Batch #	Degree #	Name #	Reg No #	Course Completion % #
	NeoPAT	NeoPAT	Demo	NeoPAT	Prep Course	100003	0.11
	NeoPAT	NeoPAT	Demo	NeoPAT	Demo 2022	1205005	0
	NeoPAT	NeoPAT	Demo	NeoPAT	-	-	0
	NeoPAT	NeoPAT	Demo	NeoPAT	KCG Demo	10001	7.65
	NeoPAT	NeoPAT	Demo	NeoPAT	Neo PAT Student	JHSHGNSHGHA	0
	NeoPAT	NeoPAT	Demo	NeoPAT	-	-	0
	NeoPAT	NeoPAT	Demo	NeoPAT	-	-	0
	NeoPAT	NeoPAT	2022	NeoPAT	-	-	17.66

STEP 20: If you scroll down to the end of the page, you can see the “Download Data” on the down right corner.

Band	Campus #	Department #	Batch #	Degree #	Name #	Reg No #	Course Completion % #
	NeoPAT	NeoPAT	Demo	NeoPAT	Prep Course	100003	0.11
	NeoPAT	NeoPAT	Demo	NeoPAT	Demo 2022	1205005	0
	NeoPAT	NeoPAT	Demo	NeoPAT	-	-	0
	NeoPAT	NeoPAT	Demo	NeoPAT	KCG Demo	10001	7.65
	NeoPAT	NeoPAT	Demo	NeoPAT	Neo PAT Student	JHSHGNSHGHA	0
	NeoPAT	NeoPAT	Demo	NeoPAT	-	-	0
	NeoPAT	NeoPAT	Demo	NeoPAT	-	-	0
	NeoPAT	NeoPAT	2022	NeoPAT	-	-	17.66
	NeoPAT	NeoPAT	Demo	NeoPAT	-	-	0

[Download Data](#)




PRINCIPAL
Nandha Engineering College
(Autonomous)
Erode - 638 052.



NANDHA ENGINEERING COLLEGE

(AUTONOMOUS)

(Approved by AICTE, New Delhi and Affiliated to Anna University, Chennai)

ERODE – 638 052 TAMILNADU

Email : principal@nandhaengg.org Mobile : 73737 12234

STEP 21: If you click on “Download Data”, you’ll be asked to select the columns. Select the required details and click “Download”. The overall report will be downloaded as a CSV file.

Reg No	Course	Mark
100003		8.11
120005		0
10001		7.69
Student: JHGHNSSHGHA		0
		0
		0
		17.81
		0

Course Progress Dashboard

STEP 1: Login to your account with your registered email id and password. You will be directed to the “Dashboard”.



PRINCIPAL
Nandha Engineering College
(Autonomous)
Erode - 638 052.



NANDHA ENGINEERING COLLEGE

(AUTONOMOUS)

(Approved by AICTE, New Delhi and Affiliated to Anna University, Chennai)

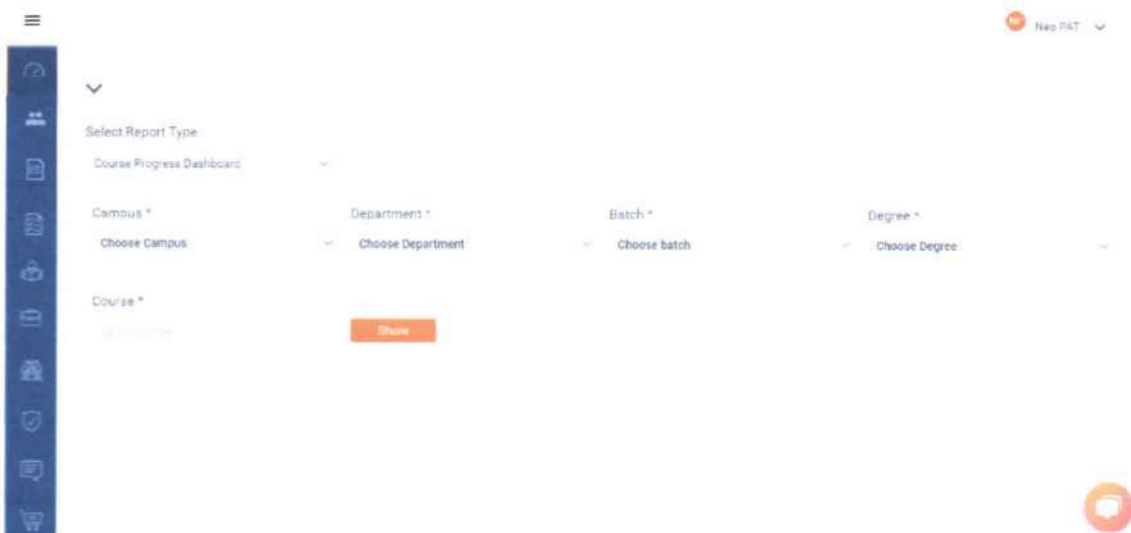
ERODE – 638 052 TAMILNADU

Email : principal@nandhaengg.org Mobile : 73737 12234

STEP 2: Click on the Report Type and select “Course Progress Dashboard”.



STEP 3: After choosing the report type, you will be directed to the page where you have to select all the mandatory fields.




PRINCIPAL
Nandha Engineering College
(Autonomous)
Erode - 638 052



NANDHA ENGINEERING COLLEGE

(AUTONOMOUS)

(Approved by AICTE, New Delhi and Affiliated to Anna University, Chennai)

ERODE – 638 052 TAMILNADU

Email : principal@nandhaengg.org Mobile : 73737 12234

STEP 4: Choose Campus.

The screenshot shows the NeoPAT web application interface. On the left is a vertical navigation menu with various icons. The main content area has a header with a 'NeoPAT' logo and a dropdown arrow. Below the header, there are several dropdown menus: 'Select Report Type' (set to 'Course Progress Dashboard'), 'Campus *' (set to 'NeoPAT'), 'Department *' (set to 'Choose Department'), 'Batch *' (set to 'Choose batch'), and 'Degree *' (set to 'Choose Degree'). The 'Campus *' dropdown is currently open, displaying a search bar with 'Q:neop' and a list of options, with 'NeoPAT' selected. A 'Show' button is located below the dropdown. In the bottom right corner, there is a circular orange chat icon.

STEP 5: Choose Department.

The screenshot shows the NeoPAT web application interface. The 'Department *' dropdown is now open, showing '2 items selected'. Below the search bar, two items are listed: 'NeoPAT - admin' and 'NeoPAT - NeoPAT'. The 'Campus *' dropdown is now set to 'NeoPAT'. The 'Batch *' dropdown is still set to 'Choose batch' and the 'Degree *' dropdown is still set to 'Choose Degree'. The 'Show' button is still present. The circular orange chat icon remains in the bottom right corner.




PRINCIPAL
Nandha Engineering College
(Autonomous)
Erode - 638 052.



NANDHA ENGINEERING COLLEGE

(AUTONOMOUS)

(Approved by AICTE, New Delhi and Affiliated to Anna University, Chennai)

ERODE – 638 052 TAMILNADU

Email : principal@nandhaengg.org Mobile : 73737 12234

STEP 6: Select the following batch.

Select Report Type
Course Progress Dashboard

Campus *
NeoPAT

Department *
2 items selected

Batch *
2 items selected

Degree *
Choose Degree

Course *
Select Course

NeoPAT - Demo

NeoPAT - 2022

STEP 7: Choose the particular degree.

Select Report Type
Course Progress Dashboard

Campus *
NeoPAT

Department *
2 items selected

Batch *
2 items selected

Degree *
NeoPAT - NeoPAT

Course *
Select Course

NeoPAT - NeoPAT



PRINCIPAL
Nandha Engineering College
(Autonomous)
Erode - 638 052.



NANDHA ENGINEERING COLLEGE

(AUTONOMOUS)

(Approved by AICTE, New Delhi and Affiliated to Anna University, Chennai)

ERODE – 638 052 TAMILNADU

Email : principal@nandhaengg.org Mobile : 73737 12234

STEP 8: Select a particular Course and click “Show”.

The screenshot shows a dashboard with a sidebar on the left containing various icons. The main area has a 'Select Report Type' dropdown set to 'Course Progress Dashboard'. Below this are four filter dropdowns: 'Campus *' (NeoPAT), 'Department *' (2 items selected), 'Batch *' (2 items selected), and 'Degree *' (NeoPAT - NeoPAT). The 'Course *' dropdown is set to '2022 C Programming Course', and a red 'Show' button is highlighted with a downward arrow.

STEP 9: Once click show, you will be directed to the “Course Progress” page. Click on the arrow as shown below.

The screenshot shows the 'Course Progress' page. A table lists the course '2022 C Programming Course' with the following data:

Name	Entity Type	Completed	Not Completed	Not Started
> 2022 C Programming Course	Course	0	5	4

An orange arrow points to the course name in the table. A 'Download' button is visible in the top right corner.



PRINCIPAL
Nandha Engineering College
(Autonomous)
Erode - 638 052.



NANDHA ENGINEERING COLLEGE

(AUTONOMOUS)

(Approved by AICTE, New Delhi and Affiliated to Anna University, Chennai)

ERODE – 638 052 TAMILNADU

Email : principal@nandhaengg.org Mobile : 73737 12234

STEP 10: You can see the modules of the specific course. Click on the arrow of the specific module.

Name	Entity Type	Completed	Not Completed	Not Started
2022 C Programming Course	Course	0	5	4
> Course Preview	Module	0	5	4
> Basics	Module	0	4	5
> Data Types, Constants & Variables	Module	0	3	5
> Operators	Module	0	3	5
> Branching Statements	Module	0	2	5
> Looping Statements	Module	0	3	5
> Arrays	Module	0	3	5
> String Handling	Module	0	3	5
> Functions	Module	0	3	5
> Pointers	Module	0	3	5

STEP 11: By clicking on the arrow, you can see the following sub-modules, contents or tests scheduled in that specific module.

Name	Entity Type	Completed	Not Completed	Not Started
2022 C Programming Course	Course	0	5	4
> Course Preview	Module	0	5	4
>> C Programming course preview	Content	0	5	4
> Basics	Module	0	4	5
> Data Types, Constants & Variables	Module	0	3	5
> Operators	Module	0	3	5
> Branching Statements	Module	0	3	5
> Looping Statements	Module	0	3	5
> Arrays	Module	0	3	5
> String Handling	Module	0	3	5
> Functions	Module	0	3	5



PRINCIPAL
Nandha Engineering College
(Autonomous)
Erode - 638 052.



NANDHA ENGINEERING COLLEGE

(AUTONOMOUS)

(Approved by AICTE, New Delhi and Affiliated to Anna University, Chennai)

ERODE – 638 052 TAMILNADU

Email : principal@nandhaengg.org Mobile : 73737 12234

STEP 12: To get the completed, not completed and not started count, click on the particular test or module number as shown below.

Name	Entity Type	Completed	Not Completed	Not Started
2022 C Programming Course	Course	0	5	5
Course Preview	Module	0	5	5
C Programming course preview	Content	0	5	5
> Basics	Module	0	4	5
> Data Types, Constants & Variables	Module	0	4	5
> Operators	Module	0	3	5
> Branching Statements	Module	0	3	5
> Looping Statements	Module	0	3	5
> Arrays	Module	0	3	5
> String Handling	Module	0	3	5

STEP 13: If you click on the number, a students' list will be displayed. You can also download the particular module or test data by click "Download".

Name	Email	Roll No/ Register No	Phone	Completion %
Demo 2022	demo2022@nandha.ac	1205003	9874561230	0.00
-	connectdemo@examly.in	-	-	1.00
Prep Course	democorep@nandha.ac	100001	7379248287	0.00
-	www.nandha2022@gmail.com	-	-	2.00
KCG Demo	logidemo@examly.in	10001	9879545210	2.00



PRINCIPAL
Nandha Engineering College
(Autonomous)
Erode - 638 052.



NANDHA ENGINEERING COLLEGE

(AUTONOMOUS)

(Approved by AICTE, New Delhi and Affiliated to Anna University, Chennai)

ERODE – 638 052 TAMILNADU

Email : principal@nandhaengg.org Mobile : 73737 12234

STEP 14: If you click on “Download”, you’ll be asked to select the columns. Select the details you need and click “Download”. The overall report will be downloaded as a CSV file.

Student List

Actions

- Name
- Demo 2022
-
- Prep Course
-
- KD9 Demo

Select columns

Download File Type: CSV (.csv) Excel (.xlsx)

Select columns to be included in the CSV file

Select all columns

- Name
- Surt Name
- Email
- DOB
- Registration Number
- Phone No
- Gender
- Campus
- Batch
- Department
- Degree
- Terry Mark
- Twelfth Mark
- Diploma Mark
- UG Mark
- Pg Mark
- Current Backlogs
- Backlog History
- Badge
- Side Badge

Cancel Download

Completion %

0.00
0.00
0.00
0.00
0.00

STEP 15: And You can download the overall data by clicking “Download” on Course Progress page.

Course Progress

Name	Entity Type	Completed	Not Completed	Not Started
2022 C Programming Course	Course	0	5	4
Course Preview	Module	0	5	4
C Programming course preview	Content	0	5	4
Basics	Module	0	4	5
Data Types, Constants & Variables	Module	0	4	5
Operators	Module	0	2	5
Branching Statements	Module	0	2	5
Looping Statements	Module	0	3	5
Arrays	Module	0	3	5
String Handling	Module	0	3	5
Functions	Module	0	3	5

Download



PRINCIPAL
Nandha Engineering College
(Autonomous)
Erode - 638 052.



NANDHA ENGINEERING COLLEGE

(AUTONOMOUS)

(Approved by AICTE, New Delhi and Affiliated to Anna University, Chennai)

ERODE – 638 052 TAMILNADU

Email : principal@nandhaengg.org Mobile : 73737 12234

STEP 16: The overall report will be downloaded as a CSV file.

A	B	C	D	E	F	G	H	I	J	K	L	M	N	O	P
1	type	name	completed	not_completed	not_started										
2	Course	2022 C Programming Course	0	5	4										
3	Module	Course Preview	0	5	4										
4	Content	C Programming course preview	0	5	4										
5	Module	Basics	0	4	5										
6	Sub-Module	Learning Contents	0	4	5										
7	Content	What is C language	1	2	6										
8	Content	Introduction to C Programming	0	3	6										
9	Content	Environment Setup	0	3	6										
10	Content	Program Structure	0	3	6										
11	Content	Basic Syntax	1	2	6										
12	Content	Escape Sequence	0	3	6										
13	Content	Hello World	0	4	5										
14	Module	Data Types Constants & Variables	0	4	5										
15	Sub-Module	Learning Contents	0	3	6										
16	Content	Keywords Identifiers	0	3	6										
17	Content	Constants	0	3	6										
18	Content	Data Types Variables	0	3	6										
19	Content	Datatypes Variables CODE	0	3	6										
20	Content	printf and scanf	0	3	6										
21	Content	Variables	0	3	6										
22	Content	printf scanf	0	3	6										
23	Content	printf scanf	0	3	6										
24	Sub-Module	Practice Tests	2	2	5										
25	Test	PREP C PT: Datatypes Variables	2	2	5										

STUDENT ICON

STEP 1: Once you have logged in to the platform, you will be directed to the dashboard.




PRINCIPAL
Nandha Engineering College
(Autonomous)
Erode - 638 052.



NANDHA ENGINEERING COLLEGE

(AUTONOMOUS)

(Approved by AICTE, New Delhi and Affiliated to Anna University, Chennai)

ERODE – 638 052 TAMILNADU

Email : principal@nandhaengg.org Mobile : 73737 12234

STEP 2: Click on the Students icon on the left side.



How to Invite Students to the portal

STEP 1: Once you have logged into the portal, you will be directed to the dashboard.




PRINCIPAL
Nandha Engineering College
(Autonomous)
Erode - 638 052.



NANDHA ENGINEERING COLLEGE

(AUTONOMOUS)

(Approved by AICTE, New Delhi and Affiliated to Anna University, Chennai)

ERODE – 638 052 TAMILNADU

Email : principal@nandhaengg.org Mobile : 73737 12234

STEP 2: Click the Students icon on the left side as shown below.



STEP 3: To invite students to the portal, click on the “+” icon on the top right corner.



PRINCIPAL
Nandha Engineering College
(Autonomous)
Erode - 638 052.



NANDHA ENGINEERING COLLEGE

(AUTONOMOUS)

(Approved by AICTE, New Delhi and Affiliated to Anna University, Chennai)

ERODE – 638 052 TAMILNADU

Email : principal@nandhaengg.org Mobile : 73737 12234

STEP 4: If you want to invite the students manually using email id, choose the upload type as "Enter Individual Email IDs".

The screenshot shows a web interface for 'Student Invite'. On the left is a vertical navigation menu with icons for home, user, document, calendar, mail, and shopping cart. The main content area has a title 'Student Invite' and a dropdown menu for 'NeoPAT'. Below this are several form fields: 'Upload Type *' with three radio button options ('Enter Individual Email IDs' is selected and highlighted with a red arrow), 'Using CSV without Campus Details', and 'Using CSV with Campus Details'; 'Select Campus *' with 'NeoPAT' selected; 'Select Batch *' with 'NeoPAT - 2022' selected; 'Select Department *' with 'NeoPAT - NeoPAT' selected; and 'Select Degree & Specialization *' with 'Choose Degree & Specialization' selected. A red circular button is visible on the right side of the form.

STEP 5: Choose the Campus, Batch and Department.

This screenshot is identical to the one above, showing the 'Student Invite' form. In this step, the 'Select Campus *', 'Select Batch *', and 'Select Department *' dropdown menus are all open, and 'NeoPAT' is selected in each. The 'Upload Type *' remains 'Enter Individual Email IDs'. The red circular button is now more prominent on the right side of the form.




PRINCIPAL
Nandha Engineering College
(Autonomous)
Erode - 638 052.



NANDHA ENGINEERING COLLEGE

(AUTONOMOUS)

(Approved by AICTE, New Delhi and Affiliated to Anna University, Chennai)

ERODE – 638 052 TAMILNADU

Email : principal@nandhaengg.org Mobile : 73737 12234

STEP 6: Choose Degree and select a particular Course. You can enter the students email id in the given box and click "Invite". Students will be invited successfully to the platform.

Student Invite

Select Department *
NeoPAT - NeoPAT

Select Degree & Specialization *
NeoPAT - NeoPAT

Select Course
Project, Internship, etc.

Tags
Tag

Enter Email IDs *
[Text input field]

Invite

STEP 7: To bulk invite the students without campus, click "Using CSV without campus details".

Student Invite

Upload Type *

- Enter Individual Email IDs
- Using CSV without Campus Details
- Using CSV with Campus Details

Select Campus *
NeoPAT

Select Batch *
NeoPAT - 2022

Select Department *
NeoPAT - NeoPAT

Select Degree & Specialization *
NeoPAT - NeoPAT




PRINCIPAL
Nandha Engineering College
(Autonomous)
Erode - 638 052.



NANDHA ENGINEERING COLLEGE

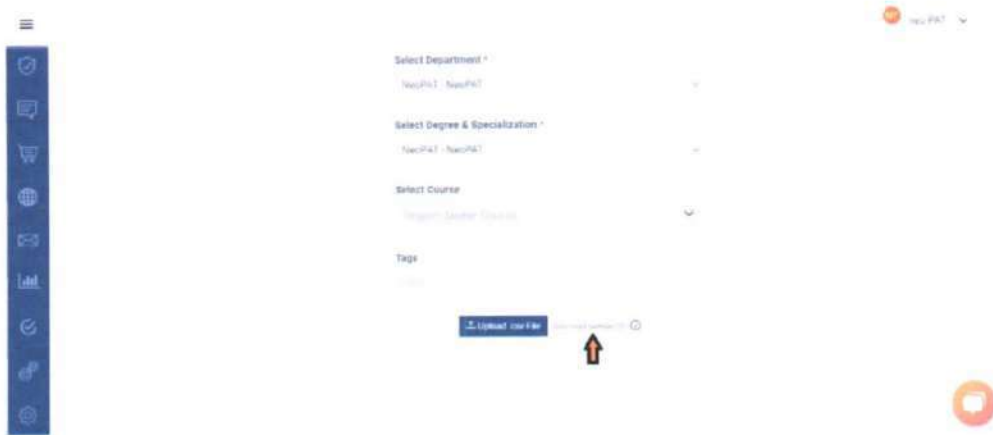
(AUTONOMOUS)

(Approved by AICTE, New Delhi and Affiliated to Anna University, Chennai)

ERODE – 638 052 TAMILNADU

Email : principal@nandhaengg.org Mobile : 73737 12234

STEP 8: Choose Batch, Department, and Degree. Select a particular Course.
Download a Sample CSV file.



STEP 9: A sample file will be downloaded. Fill details according to the file alignment.

	A	B	C	D	E	F	G	H	I	J	K	L	
	1	first_name	last_name	email	gender	dob(DD-MM-YYYY)	country_code	phone	tenth_marks	tenth_percentage_gpa	twelfth_marks	twelfth_percentage_gpa	diploma_marks
2	1	mohammed	muzzamil	mujamuj199@examiy.in	Male	01-01-1998	91	12345678	99	Percentage	99	Percentage	99
3	2	Dorothea	Riastor	mujamuj200@examiy.in	Female	01-01-1997	91	12345678	5	CGPA	5	CGPA	5
4	3	Melanie	Hindenburg	comunia@examiy.in	Male	01-01-1996	91	12345678	80	Percentage	80	Percentage	80
5	4	Jaclyn	Woodgate	chillax@examiy.in	Female	01-01-1995	91	12345678	8	CGPA	8	CGPA	8
6	5	Nissa	Huffadine	in11@examiy.in	Male	01-01-1994	91	12345678	40	Percentage	40	Percentage	40
7	6	Rosco	Mokeurton	pagperu@examiy.in	Female	01-01-1993	91	12345678	4	CGPA	4	CGPA	4
8	7	Valeria	Huckster	iznositi@examiy.in	Male	01-01-1992	91	12345678	70	Percentage	70	Percentage	70
9	8	Lacey	Kabos	athiran@examiy.in	Female	01-01-1991	91	12345678	5	CGPA	5	CGPA	5
10	9	Gwenhy	Boddis	lafonotec@examiy.in	Male	01-01-1990	91	12345678	53	Percentage	53	Percentage	53
11	10	Linc	Dufton	bergs@examiy.in	Female	01-01-1989	91	12345678	6	CGPA	6	CGPA	6
12	11	Dacey	Pracy	xmandingox@examiy.in	Male	01-01-1988	91	12345678	46	Percentage	46	Percentage	46
13	12	Audrey	Jillings	fluthafen@examiy.in	Female	01-01-1987	91	12345678	4	CGPA	4	CGPA	4
14	13	Kele	Gusler	assidesardite@examiy.in	Male	01-01-1986	91	12345678	74	Percentage	74	Percentage	74
15	14	Bradon	Mcswelly	ponurse@examiy.in	Female	01-01-1985	91	12345678	7	CGPA	7	CGPA	7
16	15	Ingeborg	Pregal	faihes@examiy.in	Male	01-01-1984	91	12345678	50	Percentage	50	Percentage	50
17	16	Winthrop	Quenell	gottwald@examiy.in	Female	01-01-1983	91	12345678	5	CGPA	5	CGPA	5
18	17	Yale	Oddey	loualious@examiy.in	Male	01-01-1982	91	12345678	80	Percentage	80	Percentage	80
19	18	Christie	Auletta	bolza@examiy.in	Female	01-01-1981	91	12345678	8	CGPA	8	CGPA	8
20	19	Mikael	Denis	tkidana@examiy.in	Male	01-01-1980	91	12345678	40	Percentage	40	Percentage	40
21	20	Concettina	Bumbus	sammuse@examiy.in	Female	01-01-1979	91	12345678	4	CGPA	4	CGPA	4
22	21	Belle	Teflow	matetich@examiy.in	Male	01-01-1978	91	12345678	70	Percentage	70	Percentage	70
23	22	Lemar	Suffe	nicokuo@examiy.in	Female	01-01-1977	91	12345678	5	CGPA	5	CGPA	5
24	23	Whittaker	Bollum	observam@examiy.in	Male	01-01-1976	91	12345678	65	Percentage	65	Percentage	65
25	24	Turner	Parr	nicoli@examiy.in	Female	01-01-1975	91	12345678	6	CGPA	6	CGPA	6



PRINCIPAL
Nandha Engineering College
(Autonomous)
Erode - 638 052.



NANDHA ENGINEERING COLLEGE

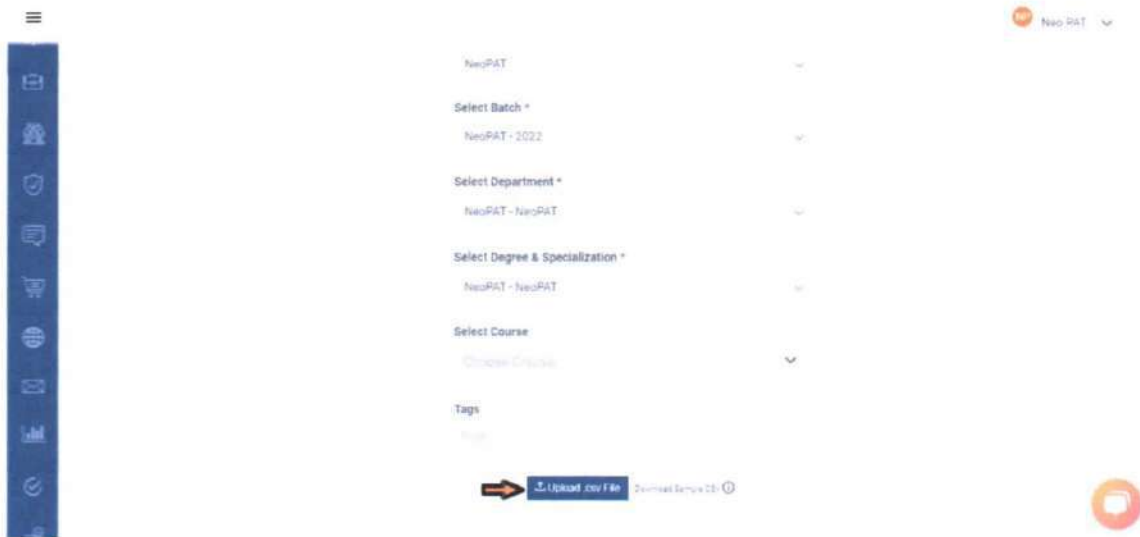
(AUTONOMOUS)

(Approved by AICTE, New Delhi and Affiliated to Anna University, Chennai)

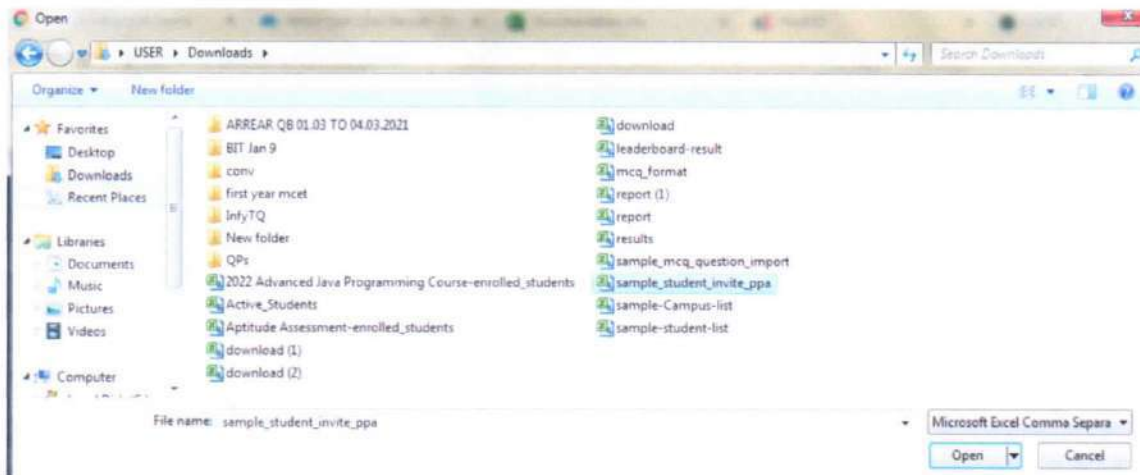
ERODE – 638 052 TAMILNADU

Email : principal@nandhaengg.org Mobile : 73737 12234

STEP 10: Now click “Upload .csv File” to upload the file.



STEP 11: Select the particular file and click Open.




PRINCIPAL
Nandha Engineering College
(Autonomous)
Erode - 638 052.



NANDHA ENGINEERING COLLEGE

(AUTONOMOUS)

(Approved by AICTE, New Delhi and Affiliated to Anna University, Chennai)

ERODE – 638 052 TAMILNADU

Email : principal@nandhaengg.org Mobile : 73737 12234

STEP 12: A student list page will be opened. Click “Upload” and students will be invited to the platform.

CSV						
First Name	Last Name	Email	Gender	DOB	country_oc	
monammed	muzzamil	mujamua1998@examly.in	Male	01-01-1998	91	
Doroteya	Plaster	mujamua200@examly.in	Female	01-01-1997	91	
Melorie	Hindenburg	comunia@examly.in	Male	01-01-1996	91	
Justin	Woodgate	cheilaxr5@examly.in	Female	01-01-1995	91	
Nisse	Huffadine	rst1@examly.in	Male	01-01-1994	91	
Rosco	McKearlton	pagpera@examly.in	Female	01-01-1993	91	
Valaria	Huckster	izroati@examly.in	Male	01-01-1992	91	
Lacey	Kabos	atbrian@examly.in	Female	01-01-1991	91	
Gwenhy	Boddie	latonoteca@examly.in	Male	01-01-1990	91	


Upload

STEP 13: Choose the third option to bulk invite the students by uploading the CSV file with Campus Details.




PRINCIPAL
Nandha Engineering College
(Autonomous)
Erode - 638 052.



NANDHA ENGINEERING COLLEGE

(AUTONOMOUS)

(Approved by AICTE, New Delhi and Affiliated to Anna University, Chennai)

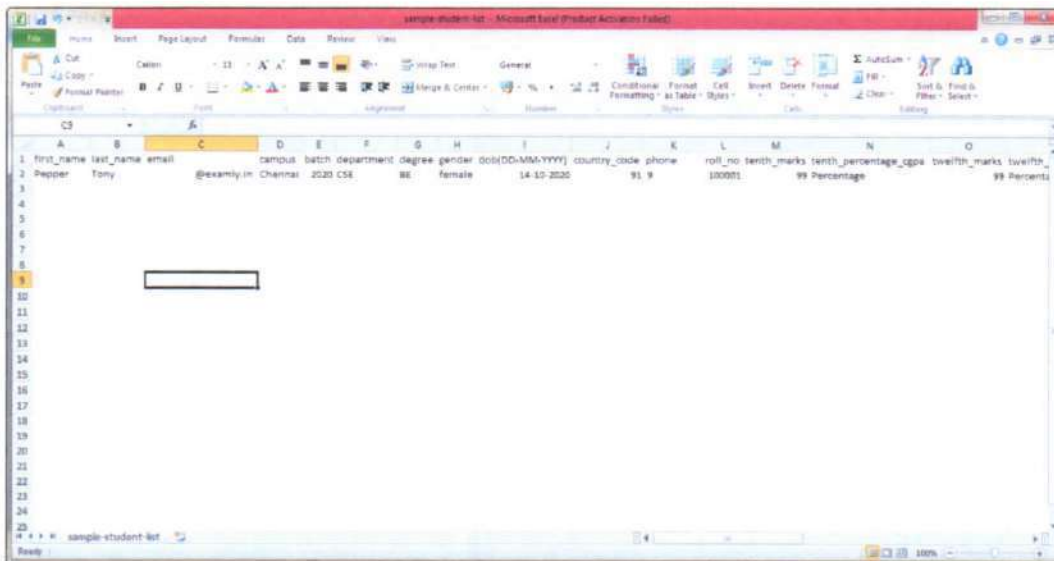
ERODE – 638 052 TAMILNADU

Email : principal@nandhaengg.org Mobile : 73737 12234

STEP 14: Download the Sample CSV file as shown.



STEP 15: A sample students list will be downloaded. Fill details according to the file alignment.




PRINCIPAL
Nandha Engineering College
(Autonomous)
Erode 638 052.



NANDHA ENGINEERING COLLEGE

(AUTONOMOUS)

(Approved by AICTE, New Delhi and Affiliated to Anna University, Chennai)

ERODE – 638 052 TAMILNADU

Email : principal@nandhaengg.org Mobile : 73737 12234

STEP 16: To invite with Campus details, download the campus list.



STEP 17: A sample Campus List will be downloaded. Fill details according to the file alignment.

	A	B	C	D	E	F
1	campus	NeoPAT				
2	Batch	Demo		2022		
3	Department	admin	NeoPAT			
4	Degree	NeoPAT				
5						
6	campus	NERD				
7	Batch		2022			
8	Department	admin	NERD			
9	Degree	NERD				
10						
11	campus	Bannari Amman Institute Of Technology				
12	Batch		2022			
13	Department	admin				
14	Degree	B.E-EEE	B.E-EEE	B.E-AUTO	B.Tech-BIOTECH	B.E-E
15						
16	campus	BVRIT Hyderabad College of Engineering for Women				
17	Batch		2022			
18	Department	admin				
19	Degree	BE - ECE	BE - ECE	BE - IT	BE - CSE	
20						
21	campus	Dr B C Roy Engineering College				
22	Batch		2022			
23	Department	admin				
24	Degree	ECE	A&IE	CSE	ME	MCA
25						



PRINCIPAL
Nandha Engineering College
(Autonomous)
Erode 638 052.



NANDHA ENGINEERING COLLEGE

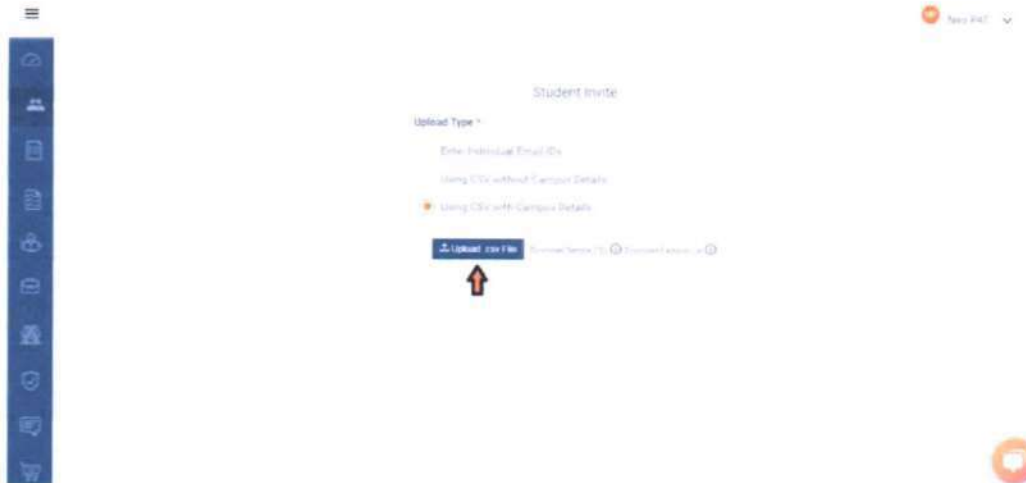
(AUTONOMOUS)

(Approved by AICTE, New Delhi and Affiliated to Anna University, Chennai)

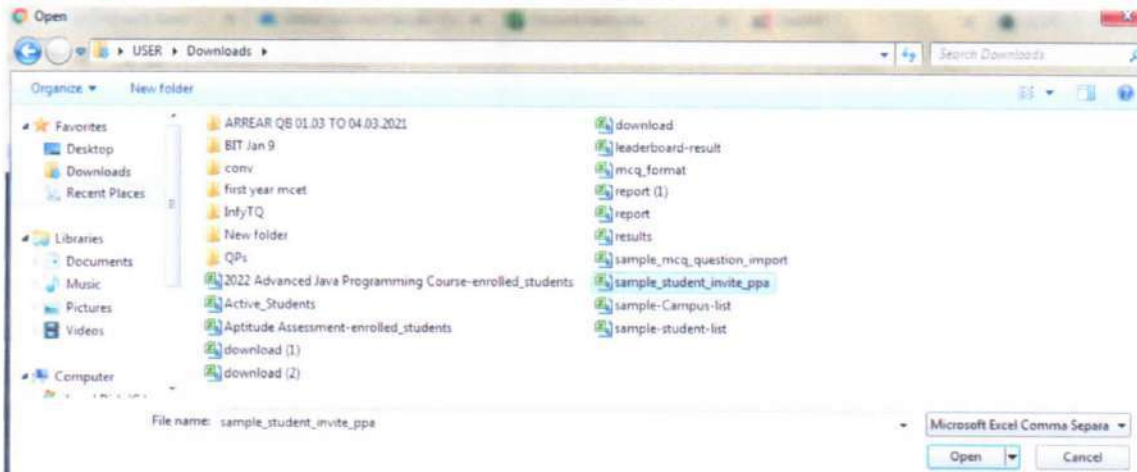
ERODE – 638 052 TAMILNADU

Email : principal@nandhaengg.org Mobile : 73737 12234

STEP 18: Now click “Upload .csv File” to upload the file.



STEP 19: Select a particular file and Click Open.



[Handwritten Signature]
PRINCIPAL
Nandha Engineering College
(Autonomous)
Erode - 638 052.



NANDHA ENGINEERING COLLEGE

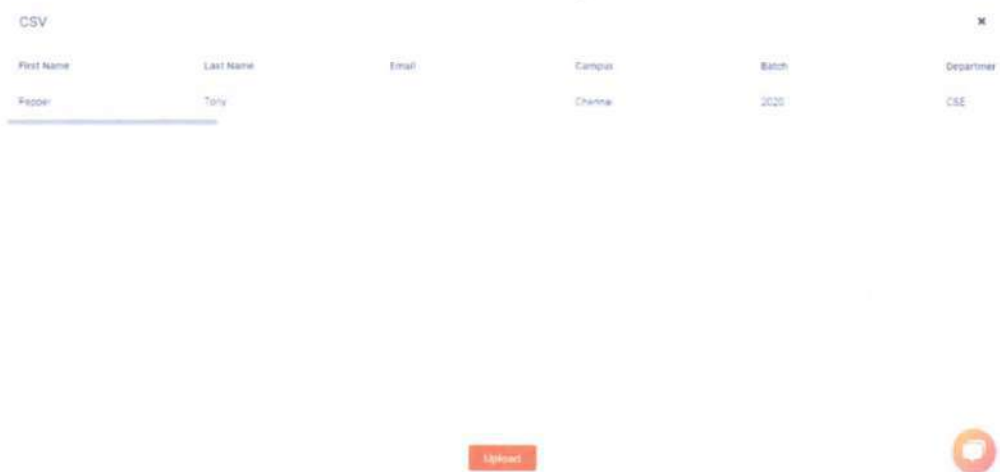
(AUTONOMOUS)

(Approved by AICTE, New Delhi and Affiliated to Anna University, Chennai)

ERODE – 638 052 TAMILNADU

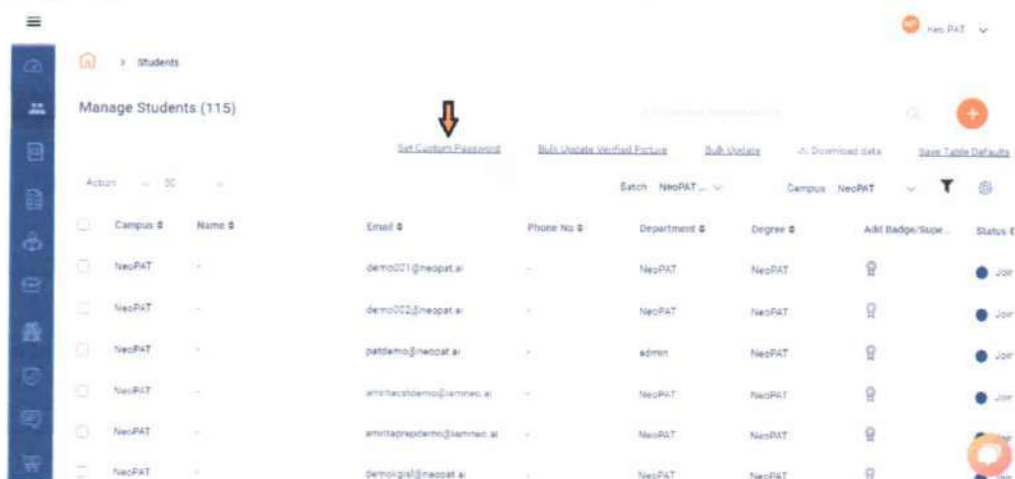
Email : principal@nandhaengg.org Mobile : 73737 12234

STEP 20: A student list page will be opened. Click “Upload” and students will be invited to the platform.



User Manual to Set Custom Password

STEP 1: Click “Set Custom Password” to bulk password reset.



STEP




PRINCIPAL
Nandha Engineering College
(Autonomous)
Erode - 638 052.



NANDHA ENGINEERING COLLEGE

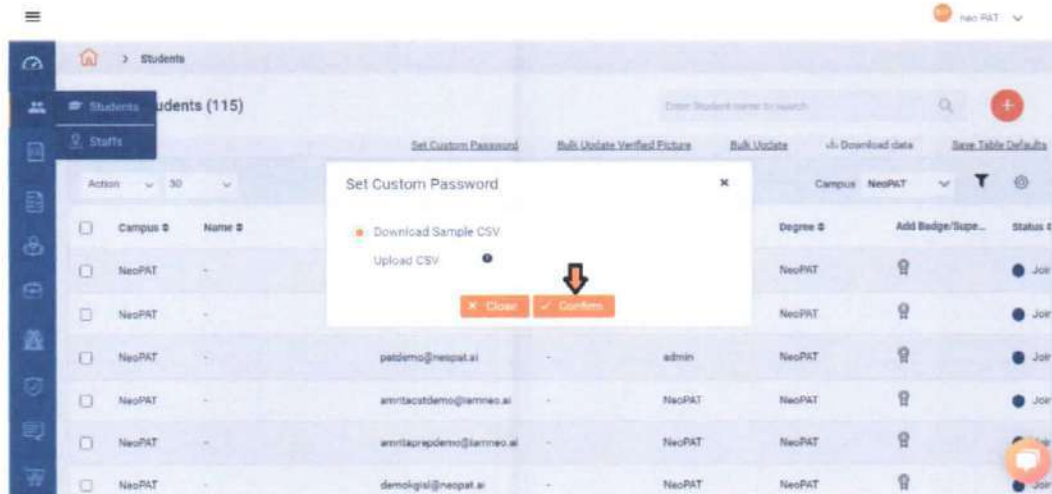
(AUTONOMOUS)

(Approved by AICTE, New Delhi and Affiliated to Anna University, Chennai)

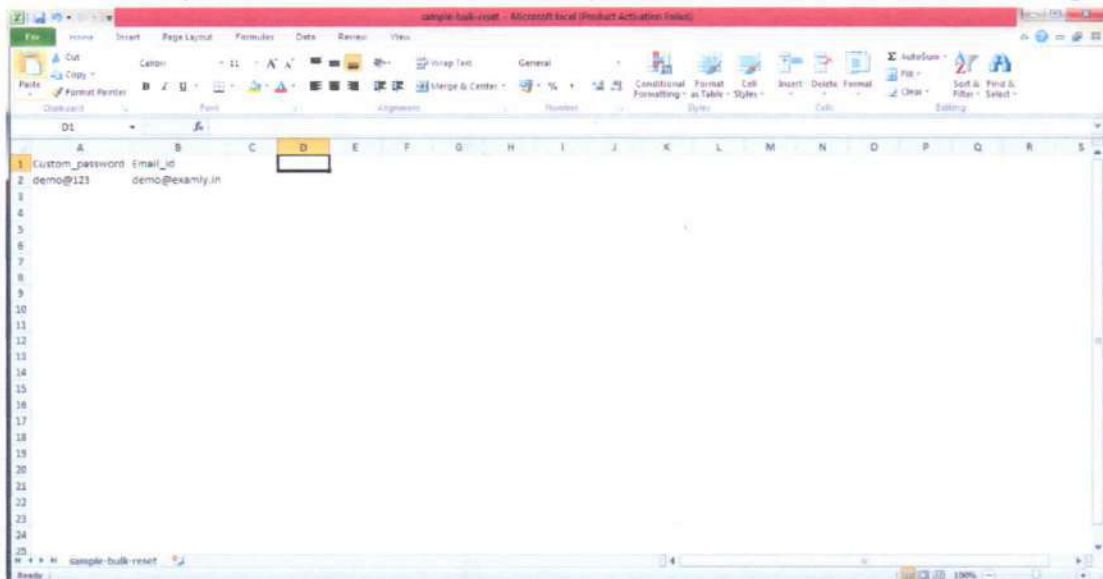
ERODE – 638 052 TAMILNADU

Email : principal@nandhaengg.org Mobile : 73737 12234

2: Choose Download Sample CSV button and Click Confirm.



STEP 3: A sample bulk reset file. Enter the password and email id to be changed.



PRINCIPAL
Nandha Engineering College
(Autonomous)
Erode - 638 052.



NANDHA ENGINEERING COLLEGE

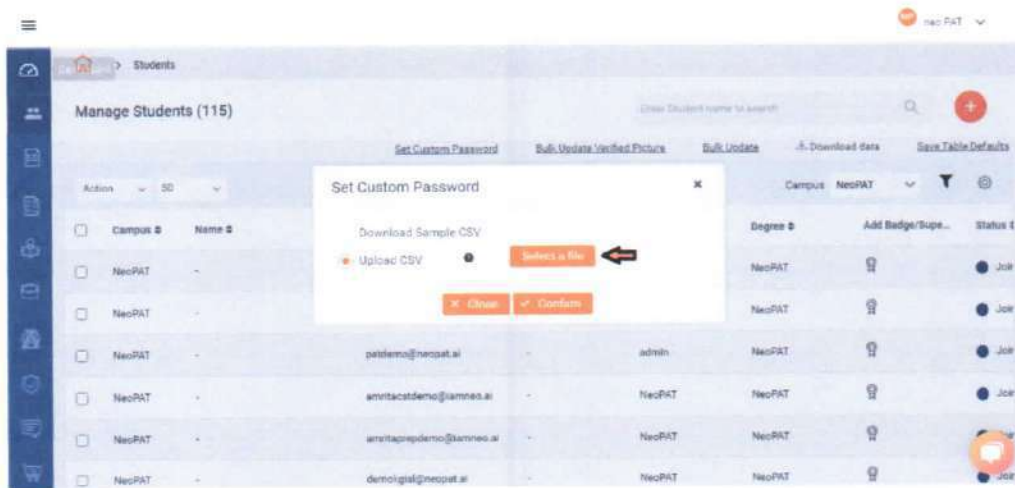
(AUTONOMOUS)

(Approved by AICTE, New Delhi and Affiliated to Anna University, Chennai)

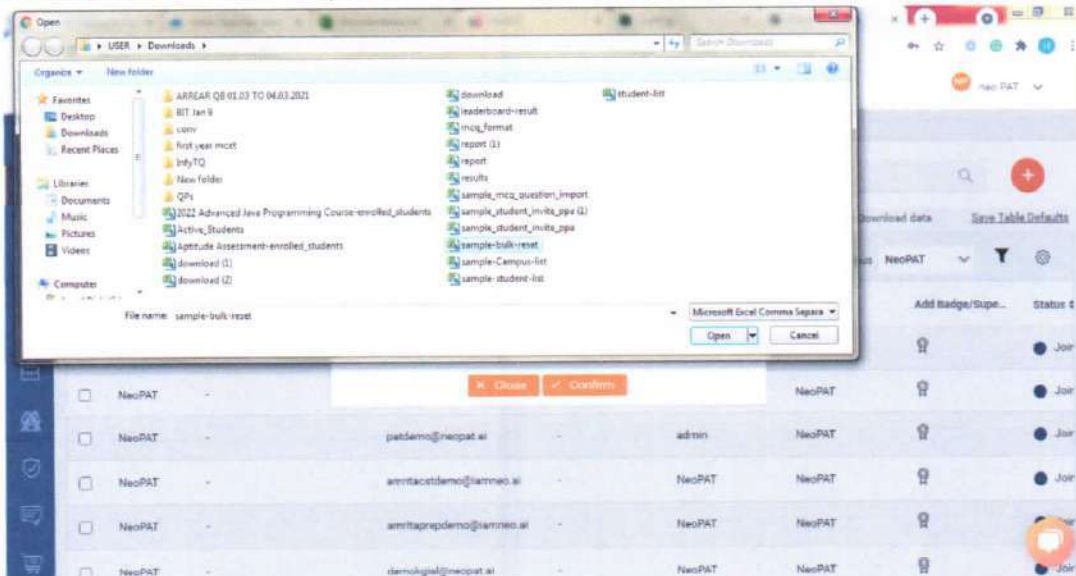
ERODE – 638 052 TAMILNADU

Email : principal@nandhaengg.org Mobile : 73737 12234

STEP 4: To bulk reset, choose Upload CSV and Click “Select a file”.



STEP 5: Choose the respective file to be uploaded.



PRINCIPAL
Nandha Engineering College
(Autonomous)
Erode - 638 052.



NANDHA ENGINEERING COLLEGE

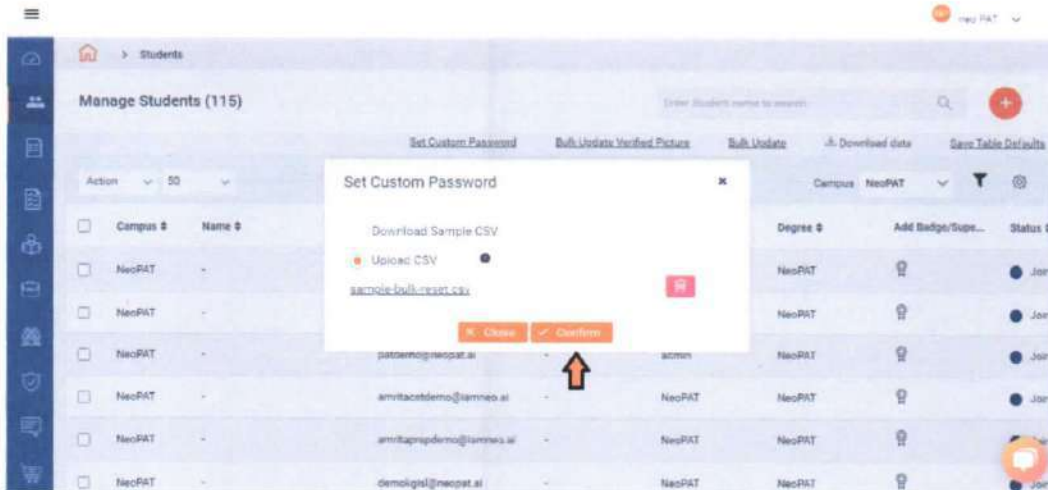
(AUTONOMOUS)

(Approved by AICTE, New Delhi and Affiliated to Anna University, Chennai)

ERODE – 638 052 TAMILNADU

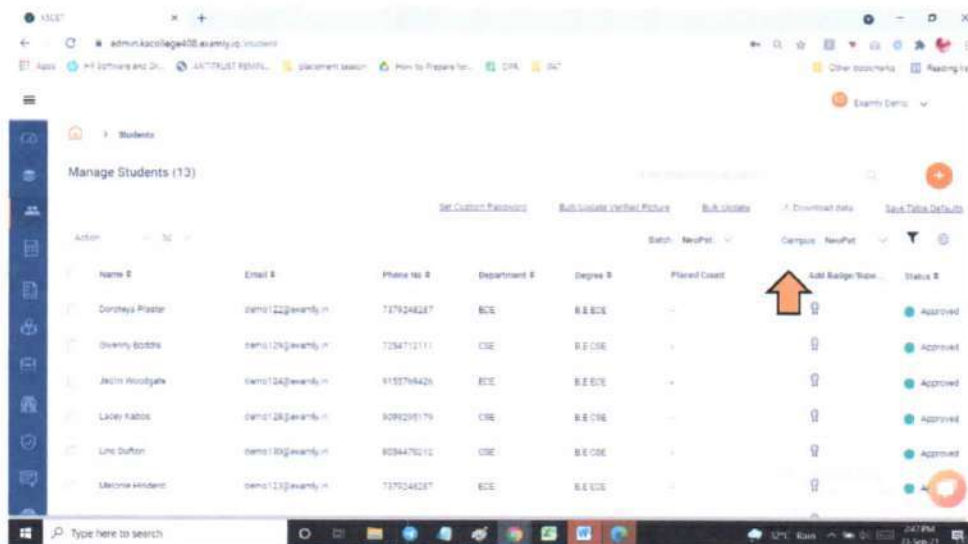
Email : principal@nandhaengg.org Mobile : 73737 12234

STEP 6: Now click "Confirm". The Bulk reset process will be initiated.



User Manual for Bulk Update

STEP 1: Select "Bulk Update" from the menu bar.



PRINCIPAL
Nandha Engineering College
(Autonomous)
Erode - 638 052.



NANDHA ENGINEERING COLLEGE

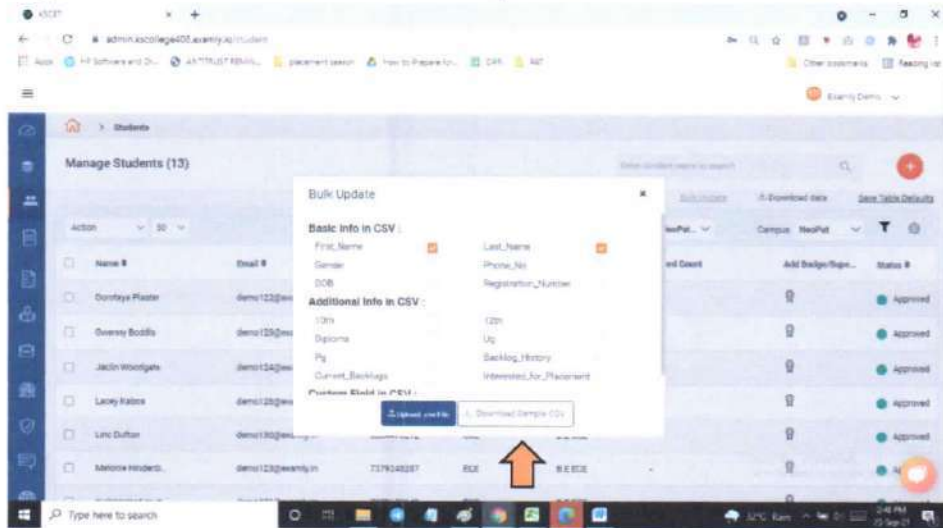
(AUTONOMOUS)

(Approved by AICTE, New Delhi and Affiliated to Anna University, Chennai)

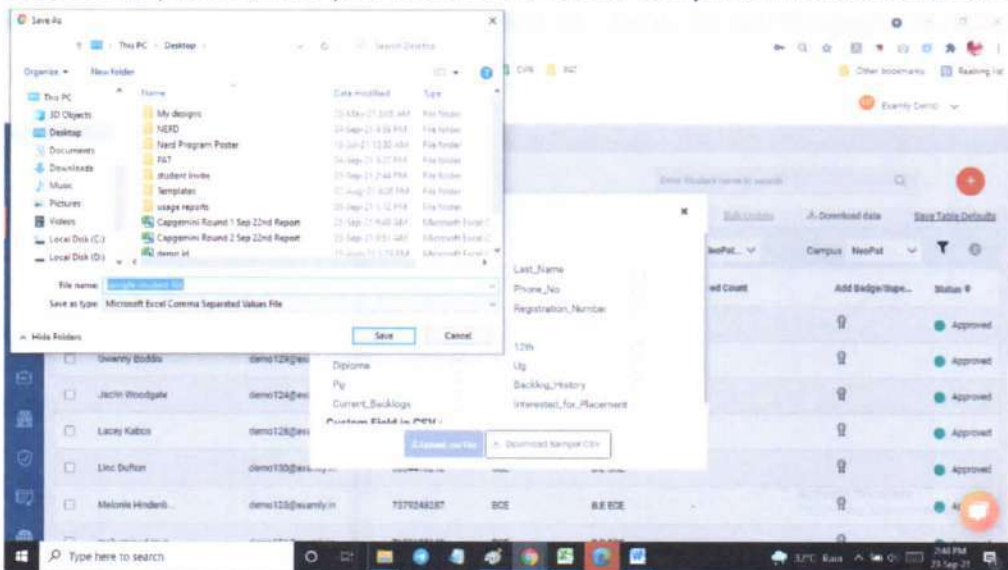
ERODE – 638 052 TAMILNADU

Email : principal@nandhaengg.org Mobile : 73737 12234

STEP 2: A pop up screen appears, you can select any number of fields that you want to update and click “Download sample CSV” button to download the excel



STEP 3: Select the path where you have to save the template file and click save



button.



PRINCIPAL
Nandha Engineering College
(Autonomous)
Erode - 638 052.



NANDHA ENGINEERING COLLEGE

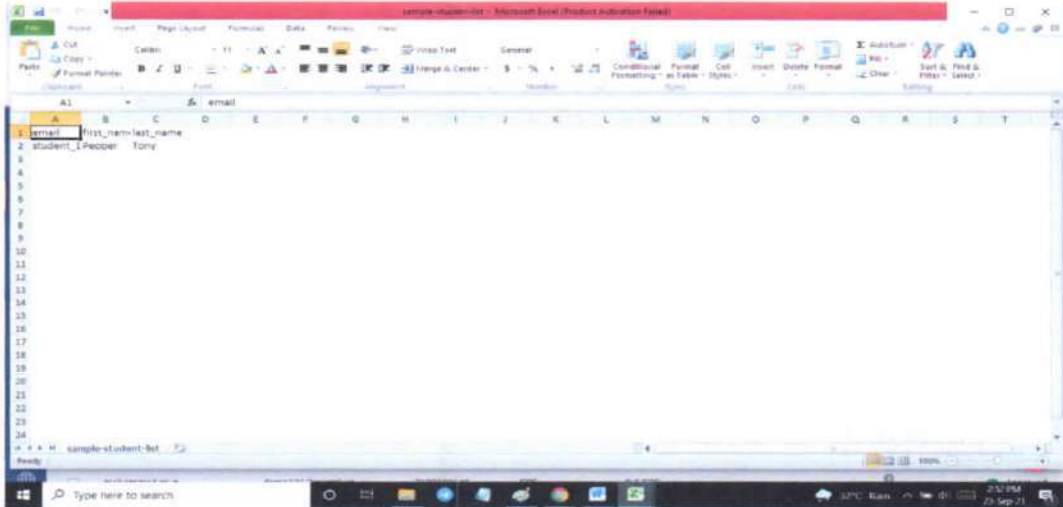
(AUTONOMOUS)

(Approved by AICTE, New Delhi and Affiliated to Anna University, Chennai)

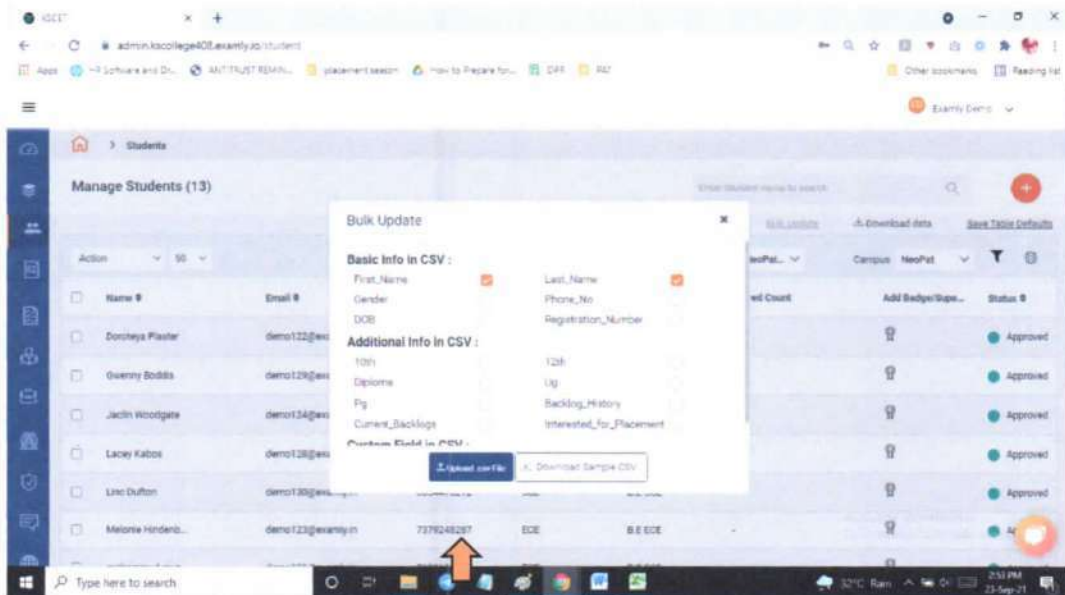
ERODE – 638 052 TAMILNADU

Email : principal@nandhaengg.org Mobile : 73737 12234

STEP 4: Open the template file and enter all the data you want to update in the portal and save the file.



STEP 5: Now select “Upload .csv file” button and select the fields that you want to update and upload your CSV file.



MA
PRINCIPAL
Nandha Engineering College
(Autonomous)
Erode 638 052.



NANDHA ENGINEERING COLLEGE

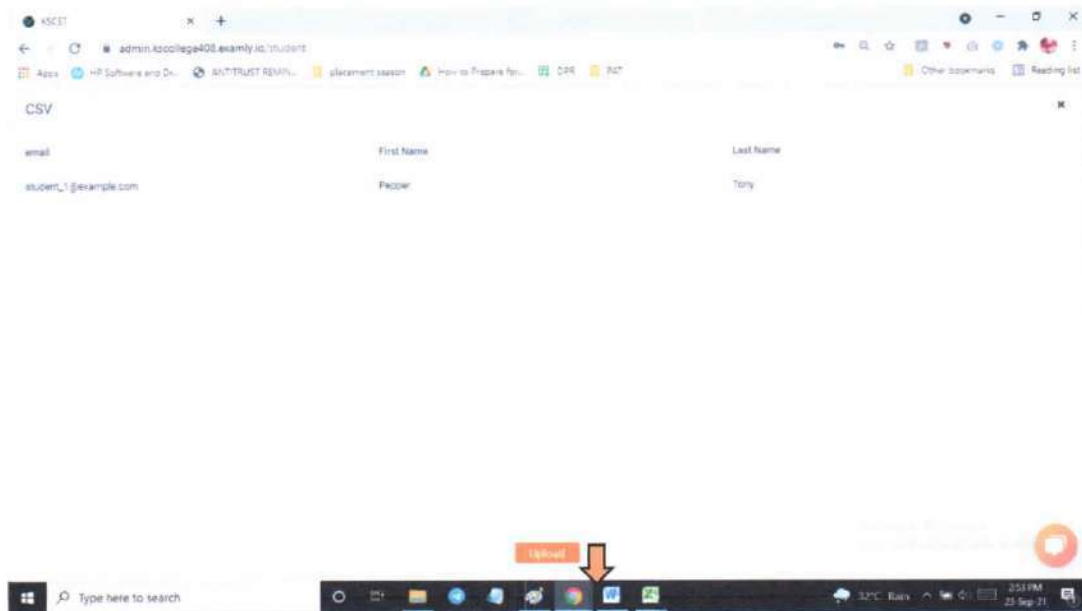
(AUTONOMOUS)

(Approved by AICTE, New Delhi and Affiliated to Anna University, Chennai)

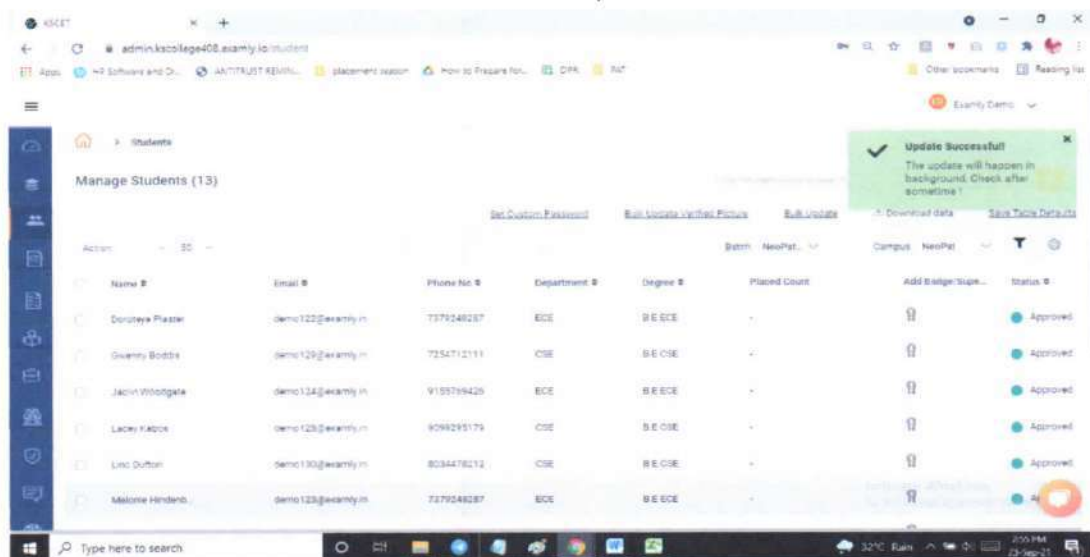
ERODE – 638 052 TAMILNADU

Email : principal@nandhaengg.org Mobile : 73737 12234

STEP 6: Preview of the csv file will be displayed. Ensure all your data is correct and click “upload” button.



STEP 7: A pop up screen appears if all the data in the excel file is updated correctly.



PRINCIPAL
Nandha Engineering College
(Autonomous)
Erode - 638 052.



NANDHA ENGINEERING COLLEGE

(AUTONOMOUS)

(Approved by AICTE, New Delhi and Affiliated to Anna University, Chennai)

ERODE – 638 052 TAMILNADU

Email : principal@nandhaengg.org Mobile : 73737 12234

User Manual to Download Data

STEP 1: Click "Download Data".

The screenshot shows the 'Manage Students (115)' interface. At the top right, there is a 'Download data' button with a downward arrow icon, which is highlighted by a red arrow. Other buttons include 'Set Custom Passowrd', 'Bulk Uploads, Upload Photos', 'Bulk Update', and 'Save Table Defaults'. Below the buttons is a table with columns: Campus, Name, Email, Phone No, Department, Degree, Add Badge/Sup..., and Status. The table contains several rows of student data.

STEP 2: Choose either CSV or Excel file and choose the required columns. Click "Download".

The screenshot shows the 'Select columns' dialog box. It has a 'Download File Type' section with radio buttons for 'CSV (.csv)' (selected) and 'Excel (.xlsx)'. Below this is a section 'Select columns to be included in the CSV file' with a 'Select all columns' button. There are two columns of checkboxes for selecting specific columns: Name, DOB, Disable Reason, Campus, Degree, Split Name, Registration Number, Phone No, Batch, Status, Email, Reject Reason, Gender, Department, and Term Marks. At the bottom are 'Cancel' and 'Download' buttons.



PRINCIPAL
Nandha Engineering College
(Autonomous)
Erode - 638 052.



NANDHA ENGINEERING COLLEGE

(AUTONOMOUS)

(Approved by AICTE, New Delhi and Affiliated to Anna University, Chennai)

ERODE – 638 052 TAMILNADU

Email : principal@nandhaengg.org Mobile : 73737 12234

STEP 3: A Student List will be downloaded.

Name	Email	DOB	Campus	Batch	Department	Degree	Status	
1	demo001@neopat.ai	-	NeoPAT	Demo	NeoPAT	NeoPAT	Joined	
2	demo002@neopat.ai	-	NeoPAT	Demo	NeoPAT	NeoPAT	Joined	
3	paidemo@neopat.ai	-	NeoPAT	Demo	admin	NeoPAT	Joined	
4	amritactodemo@iamneo.ai	-	NeoPAT	Demo	NeoPAT	NeoPAT	Joined	
5	amritapredemo@iamneo.ai	-	NeoPAT	Demo	NeoPAT	NeoPAT	Joined	
6	demo003@neopat.ai	-	NeoPAT	Demo	NeoPAT	NeoPAT	Joined	
7	demo004@neopat.ai	-	NeoPAT	Demo	NeoPAT	NeoPAT	Joined	
8	deghmukh.savali@gmail.com	-	NeoPAT	Demo	NeoPAT	NeoPAT	Joined	
9	komneopatoemo@examly.in	-	NeoPAT	Demo	NeoPAT	NeoPAT	Joined	
10	nerd2021@iamneo.ai	-	NeoPAT	Demo	NeoPAT	NeoPAT	Joined	
11	neocolabhrng@iamneo.ai	-	NeoPAT	Demo	NeoPAT	NeoPAT	Published	
12	CST	demo001@neopat.ai	01-01-1997	NeoPAT	Demo	NeoPAT	NeoPAT	Approved
13	Demo 2022	demo002@iamneo.ai	03-10-1995	NeoPAT	Demo	NeoPAT	NeoPAT	Approved
14	Demo Student03	demo003@neopat.ai	14-10-2020	NeoPAT	Demo	NeoPAT	NeoPAT	Approved
15	Demo Student04	demo004@neopat.ai	14-10-2020	NeoPAT	Demo	NeoPAT	NeoPAT	Approved
16	Demo Student05	demo005@neopat.ai	14-10-2020	NeoPAT	Demo	NeoPAT	NeoPAT	Approved
17	Demo Student06	demo006@neopat.ai	14-10-2020	NeoPAT	Demo	NeoPAT	NeoPAT	Approved
18	Demo Student07	demo007@neopat.ai	14-10-2020	NeoPAT	Demo	NeoPAT	NeoPAT	Approved
19	Demo Student08	demo008@neopat.ai	14-10-2020	NeoPAT	Demo	NeoPAT	NeoPAT	Approved
20	Demo Student09	demo009@neopat.ai	14-10-2020	NeoPAT	Demo	NeoPAT	NeoPAT	Approved
21	Demo Student10	demo010@neopat.ai	14-10-2020	NeoPAT	Demo	NeoPAT	NeoPAT	Approved
22	Demo Student100	demo100@neopat.ai	14-10-2020	NeoPAT	Demo	NeoPAT	NeoPAT	Approved
23	Demo Student11	demo011@neopat.ai	14-10-2020	NeoPAT	Demo	NeoPAT	NeoPAT	Approved
24	Demo Student12	demo012@neopat.ai	14-10-2020	NeoPAT	Demo	NeoPAT	NeoPAT	Approved
25	Demo Student13	demo013@neopat.ai	14-10-2020	NeoPAT	Demo	NeoPAT	NeoPAT	Approved

Action DropDown

STEP 1: Once you are logged in to the platform, you will be directed to the dashboard.




PRINCIPAL
Nandha Engineering College
(Autonomous)
Erode - 638 052.



NANDHA ENGINEERING COLLEGE

(AUTONOMOUS)

(Approved by AICTE, New Delhi and Affiliated to Anna University, Chennai)

ERODE – 638 052 TAMILNADU

Email : principal@nandhaengg.org Mobile : 73737 12234

STEP 2: Choose "Students".



STEP 3: Select one or more student



PRINCIPAL
Nandha Engineering College
(Autonomous)
Erode - 638 052.



NANDHA ENGINEERING COLLEGE

(AUTONOMOUS)

(Approved by AICTE, New Delhi and Affiliated to Anna University, Chennai)

ERODE – 638 052 TAMILNADU

Email : principal@nandhaengg.org Mobile : 73737 12234

STEP 4: Click “Action”, a dropdown menu pops.

The screenshot shows the 'Manage Students (115)' interface. The 'Action' dropdown menu is open, showing options like 'Delete', 'Approve', 'Reject', 'Send Message', 'Download Resume', 'Make Coordinator', and 'NeoPAT'. A red arrow points to the 'Action' button in the table header.

Batch	NeoPAT	Campus	NeoPAT	Email	Phone No	Department	Degree	Add Badge/Supe...	Status
NeoPAT				demo001@neoapat.ac	-	NeoPAT	NeoPAT		Job
NeoPAT				demo002@neoapat.ac	-	NeoPAT	NeoPAT		Job
NeoPAT				patdemo@neoapat.ac	-	admin	NeoPAT		Job
NeoPAT				amritacsdemo@iamneo.ac	-	NeoPAT	NeoPAT		Job
NeoPAT				amritapredemo@iamneo.ac	-	NeoPAT	NeoPAT		Job
NeoPAT				demokg@neoapat.ac	-	NeoPAT	NeoPAT		Job

How to delete Students?

STEP 1: Click on “Delete”

The screenshot shows the 'Manage Students (115)' interface. The 'Action' dropdown menu is open, and the 'Delete' option is highlighted with a red arrow.

Batch	NeoPAT	Campus	NeoPAT	Email	Phone No	Department	Degree	Add Badge/Supe...	Status
NeoPAT				demo001@neoapat.ac	-	NeoPAT	NeoPAT		Job
NeoPAT				demo002@neoapat.ac	-	NeoPAT	NeoPAT		Job
NeoPAT				patdemo@neoapat.ac	-	admin	NeoPAT		Job
NeoPAT				amritacsdemo@iamneo.ac	-	NeoPAT	NeoPAT		Job
NeoPAT				amritapredemo@iamneo.ac	-	NeoPAT	NeoPAT		Job
NeoPAT				demokg@neoapat.ac	-	NeoPAT	NeoPAT		Job



PRINCIPAL
Nandha Engineering College
(Autonomous)
Erode - 638 052.



NANDHA ENGINEERING COLLEGE

(AUTONOMOUS)

(Approved by AICTE, New Delhi and Affiliated to Anna University, Chennai)

ERODE – 638 052 TAMILNADU

Email : principal@nandhaengg.org Mobile : 73737 12234

STEP 2: Click Confirm to delete the student.

The screenshot shows the 'Manage Students (115)' interface. A modal dialog box is displayed in the center with the text: "Do You want to Proceed?" and "Once delete, this action cannot be undone." Below the text are two buttons: "Cancel" and "Confirm". An arrow points to the "Confirm" button. The background shows a table of student records with columns for Campus, Name, Email, Department, Degree, Add Badge/Sup..., and Status.

How to Reject Students?

STEP 1: Click "Reject" from the dropdown menu.

The screenshot shows the 'Manage Students (115)' interface. The 'Action' dropdown menu is open, and the 'Reject' option is highlighted with a red arrow. The background shows a table of student records with columns for Email, Phone No, Department, Degree, Add Badge/Sup..., and Status.



PRINCIPAL
Nandha Engineering College
(Autonomous)
Erode - 638 052.



NANDHA ENGINEERING COLLEGE

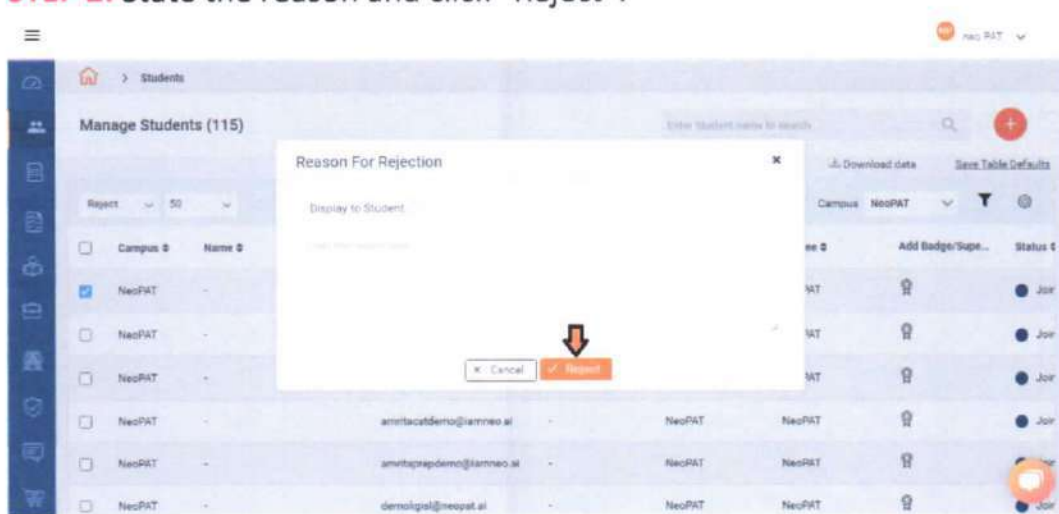
(AUTONOMOUS)

(Approved by AICTE, New Delhi and Affiliated to Anna University, Chennai)

ERODE – 638 052 TAMILNADU

Email : principal@nandhaengg.org Mobile : 73737 12234

STEP 2: State the reason and click “Reject”.



How to send message to students?

STEP 1: Click Send Message from the dropdown menu.




PRINCIPAL
Nandha Engineering College
(Autonomous)
Erode 638 052.



NANDHA ENGINEERING COLLEGE

(AUTONOMOUS)

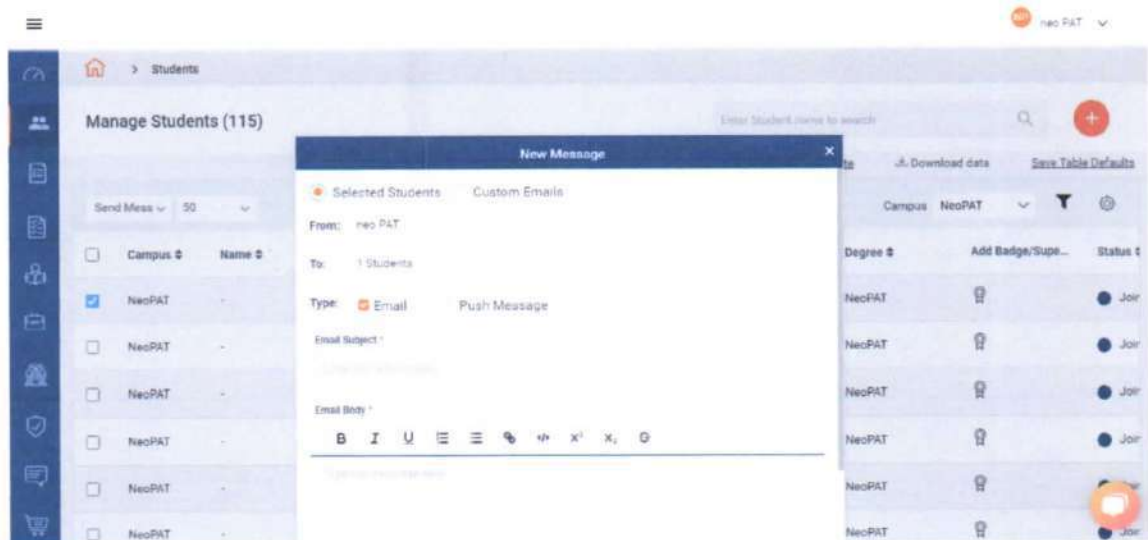
(Approved by AICTE, New Delhi and Affiliated to Anna University, Chennai)

ERODE – 638 052 TAMILNADU

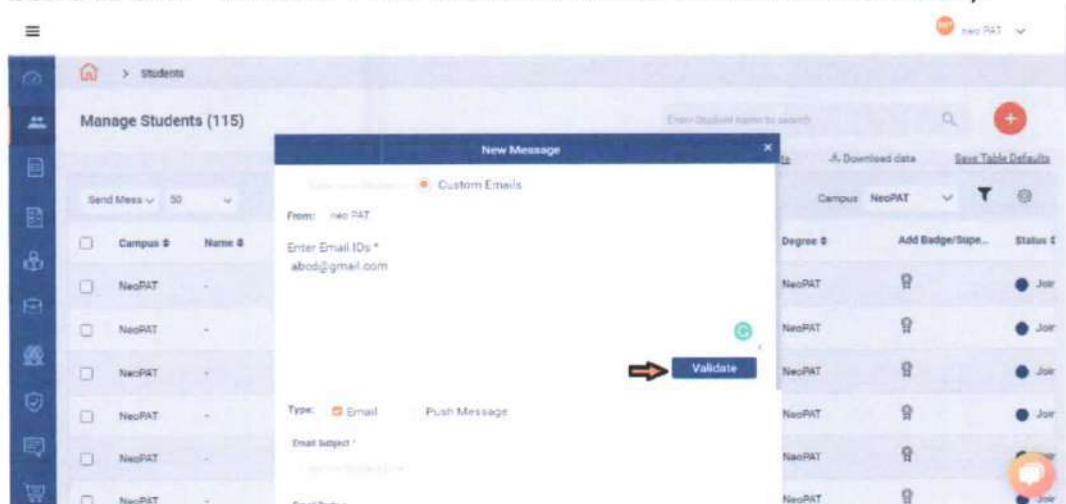
Email : principal@nandhaengg.org Mobile : 73737 12234

STEP 2: A message box opens. Choose either Selected students or Custom Emails.

- i. By choosing selected students you can send message to one or more selected students.



- ii. In Custom Emails, you need to type the email id's in the given text box and click "Validate". The email id's will be validated successfully.



PRINCIPAL
Nandha Engineering College
(Autonomous)
Erode - 638 052.



NANDHA ENGINEERING COLLEGE

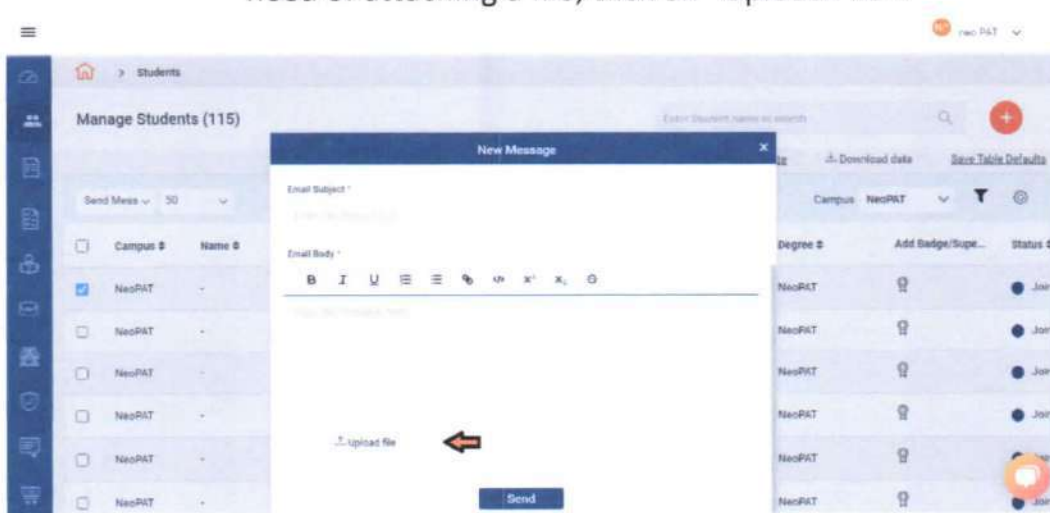
(AUTONOMOUS)

(Approved by AICTE, New Delhi and Affiliated to Anna University, Chennai)

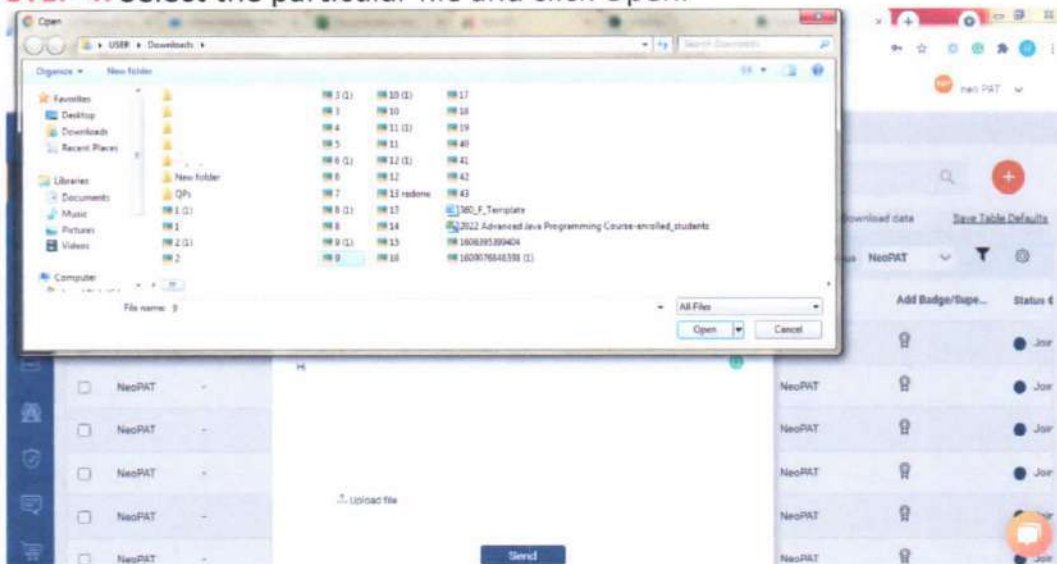
ERODE – 638 052 TAMILNADU

Email : principal@nandhaengg.org Mobile : 73737 12234

STEP 3: Type the Subject and message content in the given text box. If there is any need of attaching a file, click on "Upload File".



STEP 4: Select the particular file and click Open.



PRINCIPAL
Nandha Engineering College
(Autonomous)
Erode - 638 052.



NANDHA ENGINEERING COLLEGE

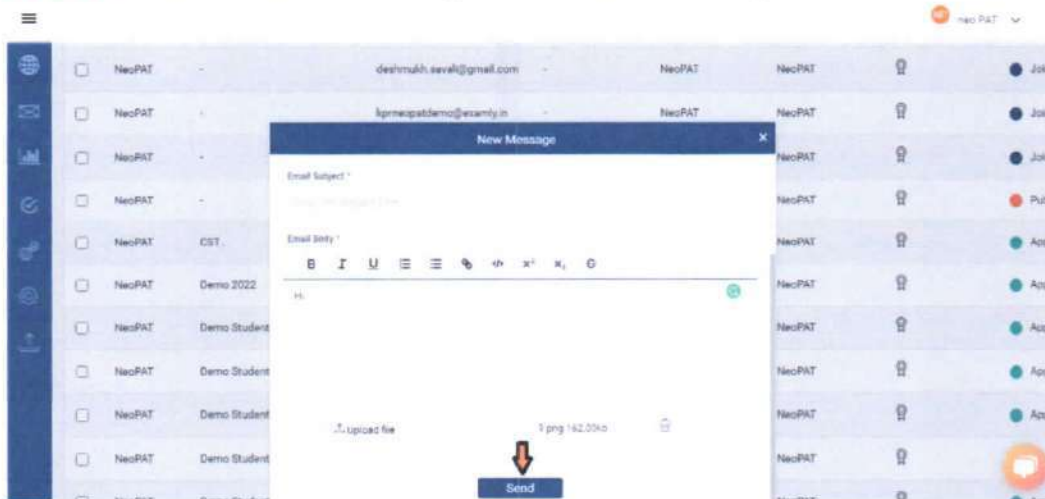
(AUTONOMOUS)

(Approved by AICTE, New Delhi and Affiliated to Anna University, Chennai)

ERODE – 638 052 TAMILNADU

Email : principal@nandhaengg.org Mobile : 73737 12234

STEP 5: Now click Send. Message will be sent to the given email id.



How to Download resume?

STEP 1: Select the students and click Download Resume from the dropdown menu.



PRINCIPAL
Nandha Engineering College
(Autonomous)
Erode - 638 052.



NANDHA ENGINEERING COLLEGE

(AUTONOMOUS)

(Approved by AICTE, New Delhi and Affiliated to Anna University, Chennai)

ERODE – 638 052 TAMILNADU

Email : principal@nandhaengg.org Mobile : 73737 12234

STEP 2: A mail will be sent to your email id.

The screenshot shows the 'Manage Students' interface with a notification box in the top right corner. The notification states: 'Mail will be sent to your email id. This process will happen in the background, please check after sometime.' The table below shows a list of students with columns for Action, Campus, Name, Email, Phone No, Department, Degree, Add Badge/Supe..., and Status.

Action	Campus	Name	Email	Phone No	Department	Degree	Add Badge/Supe...	Status
	NeoPAT		demo001@neopat.ai		NeoPAT	NeoPAT		Join
	NeoPAT		demo002@neopat.ai		NeoPAT	NeoPAT		Join
	NeoPAT		patdemo@neocat.ai		admin	NeoPAT		Join
	NeoPAT		amritacstdemo@iamneo.ai		NeoPAT	NeoPAT		Join
	NeoPAT		amritaorepdemo@iamneo.ai		NeoPAT	NeoPAT		Join
	NeoPAT		demo001@neopat.ai		NeoPAT	NeoPAT		Join

How to reset password?

STEP 1: Select the students and click Reset Password from the dropdown menu.

The screenshot shows the 'Manage Students' interface with the 'Reset Password' option selected in the dropdown menu. The table below shows a list of students with columns for Action, Campus, Name, Email, Phone No, Department, Degree, Add Badge/Supe..., and Status.

Action	Campus	Name	Email	Phone No	Department	Degree	Add Badge/Supe...	Status
	NeoPAT		demo001@neopat.ai		NeoPAT	NeoPAT		Join
	NeoPAT		demo002@neopat.ai		NeoPAT	NeoPAT		Join
	NeoPAT		patdemo@neocat.ai		admin	NeoPAT		Join
	NeoPAT		amritacstdemo@iamneo.ai		NeoPAT	NeoPAT		Join
	NeoPAT		amritaorepdemo@iamneo.ai		NeoPAT	NeoPAT		Join
	NeoPAT		demo001@neopat.ai		NeoPAT	NeoPAT		Join



PRINCIPAL
Nandha Engineering College
(Autonomous)
Erode - 638 052.



NANDHA ENGINEERING COLLEGE

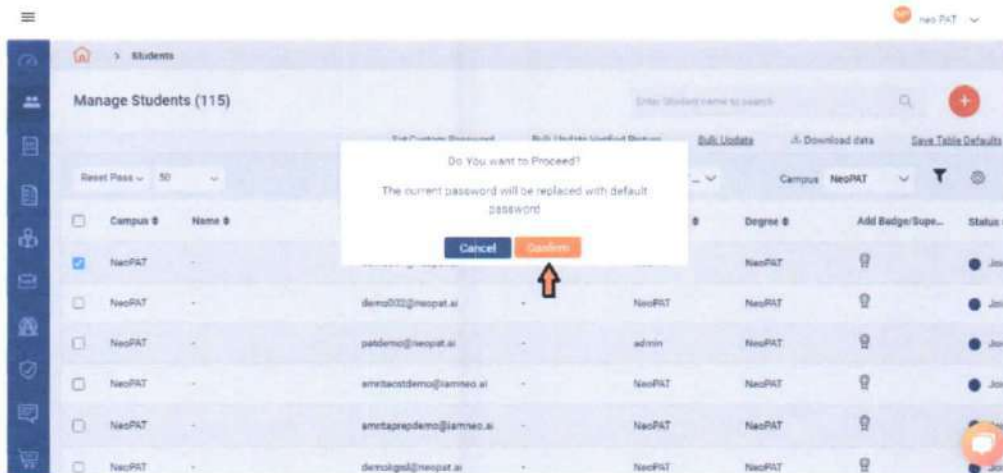
(AUTONOMOUS)

(Approved by AICTE, New Delhi and Affiliated to Anna University, Chennai)

ERODE – 638 052 TAMILNADU

Email : principal@nandhaengg.org Mobile : 73737 12234

STEP 2: To reset the password for the selected students, click “Confirm”. A default password will be set to the students.



How to resend activation link?

STEP 1: Click resend link from the dropdown menu.



PRINCIPAL
Nandha Engineering College
(Autonomous)
Erode - 638 052.



NANDHA ENGINEERING COLLEGE

(AUTONOMOUS)

(Approved by AICTE, New Delhi and Affiliated to Anna University, Chennai)

ERODE – 638 052 TAMILNADU

Email : principal@nandhaengg.org Mobile : 73737 12234

STEP 2: Activation link will be sent to the invited students email id.

The screenshot shows the 'Manage Students' interface. A green notification box at the top right states: 'Activation Link Successfully send to the invited Students'. Below the notification, there are several action buttons: 'Set Custom Password', 'Bulk Update Verified Picture', 'Bulk Update', 'Download data', and 'Save Table Defaults'. A table with columns: Name, Email, Phone No, Department, Degree, Placed Count, and Add Badge/Sup. contains one entry: Name: -, Email: democount@exam.in, Phone No: -, Department: ECE, Degree: B-Tech-ECE, Placed Count: 0, Add Badge/Sup: [icon].

How to Edit Student details?

STEP 1: Select the students and click on "EDIT" from the dropdown menu.

The screenshot shows the 'Manage Students' interface with 115 students listed. The table has columns: Name, Email, Phone No, Department, Degree, Add Badge/Sup., and Status. The first few rows are: Name: Malik Coordinator, Email: democ01@neoqat.ai, Department: NeoPAT, Degree: NeoPAT, Status: JOR; Name: Ramia Coordinator, Email: democ02@neoqat.ai, Department: NeoPAT, Degree: NeoPAT, Status: JOR; Name: Reset Password, Email: jadedemo@neoqat.ai, Department: admin, Degree: NeoPAT, Status: JOR; Name: Retard Link, Email: amnacodemo@annec.ac, Department: NeoPAT, Degree: NeoPAT, Status: JOR; Name: Disable, Email: amrtkorpedemo@annec.ac, Department: NeoPAT, Degree: NeoPAT, Status: JOR; Name: Add Badges-Superbadges, Email: democ03@neoqat.ai, Department: NeoPAT, Degree: NeoPAT, Status: JOR. The 'EDIT' button in the dropdown menu for the first student is highlighted with a red arrow.




PRINCIPAL
Nandha Engineering College
(Autonomous)
Erode - 638 052.



NANDHA ENGINEERING COLLEGE

(AUTONOMOUS)

(Approved by AICTE, New Delhi and Affiliated to Anna University, Chennai)

ERODE – 638 052 TAMILNADU

Email : principal@nandhaengg.org Mobile : 73737 12234

STEP 2: Choose specific batch, degree and click “Update”.

The screenshot shows a table of students with columns for Campus, Name, Email, Phone, Batch, Degree, and Status. An 'Edit Student' modal is open over the row for 'Demo Student35'. The modal contains the following information:

- Batch: NeoPAT - 2023
- Degree & Specification: NeoPAT - NeoPAT
- Tags: (empty)
- Update button (highlighted with a red arrow)

STEP 3: A pop-up box will appear for confirmation. Read the instructions and click “Yes”.

The screenshot shows the 'Manage Students (115)' interface. A 'Confirmation' modal is open with the following text:

The student's will be deactivated from all the courses You can manually activate the student's to the course if needed. Do you want to proceed?

Buttons: Yes, No, Update



PRINCIPAL
Nandha Engineering College
(Autonomous)
Erode 638 052.



NANDHA ENGINEERING COLLEGE

(AUTONOMOUS)

(Approved by AICTE, New Delhi and Affiliated to Anna University, Chennai)

ERODE – 638 052 TAMILNADU

Email : principal@nandhaengg.org Mobile : 73737 12234

STEP 4: The changes you have made will be updated.

The screenshot shows the NeoPAT system interface. A table lists students with columns for Name, Email, Phone No, Department, Degree, Add Badge/Supe..., and Status. An 'Edit Student' modal window is open, showing fields for Name (NeoPAT - Demo), Degree & Specification (NeoPAT - NeoPAT), and Tags. An 'Update' button is visible at the bottom of the modal. A green notice banner at the top right states: 'Batch will be updated for students who are not eligible in any drive'.

How to disable students?

STEP 1: Select one or more students and click disable from the dropdown menu.

The screenshot shows the 'Manage Students (115)' page in the NeoPAT system. A table lists students with columns for Email, Phone No, Department, Degree, Add Badge/Supe..., and Status. A dropdown menu is open on the left side of the table, showing options: Make Coordinator, Remove Coordinator, Reset Password, Resend Link, Edit, Disable (indicated by a red arrow), and Add Badges/Superbadges (NeoPAT). The 'Disable' option is highlighted.



PRINCIPAL
Nandha Engineering College
(Autonomous)
Erode 638 052.



NANDHA ENGINEERING COLLEGE

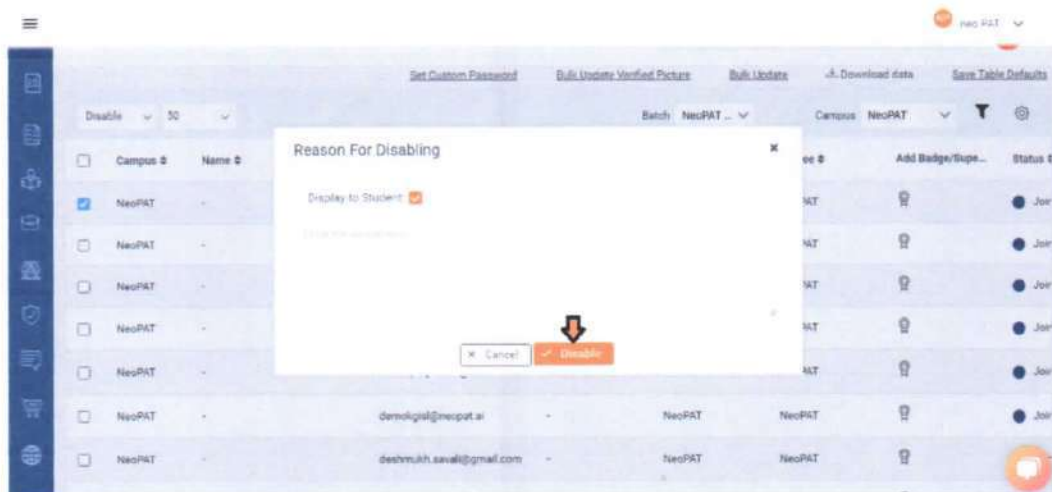
(AUTONOMOUS)

(Approved by AICTE, New Delhi and Affiliated to Anna University, Chennai)

ERODE – 638 052 TAMILNADU

Email : principal@nandhaengg.org Mobile : 73737 12234

STEP 2: Now click “Disable”.



How to add Badges/Superbadges?

STEP 1: Select one or more students and select “Add Badges/Superbadges”.



PRINCIPAL
Nandha Engineering College
(Autonomous)
Erode - 638 052.



NANDHA ENGINEERING COLLEGE

(AUTONOMOUS)

(Approved by AICTE, New Delhi and Affiliated to Anna University, Chennai)

ERODE – 638 052 TAMILNADU

Email : principal@nandhaengg.org Mobile : 73737 12234

STEP 2: Enter the no. of badges or superbadges to be added in the dialogue box and click "+" button.

The screenshot shows a web application interface for managing students. A dialog box titled "Badges / SuperBadges" is open, allowing users to specify the number of badges or superbadges to be added. The dialog contains two input fields: "Badges" and "SuperBadges", each followed by a "+" button. A red arrow points to the "+" button in the "Badges" field. The background shows a table of student records with columns for Name, Email, and Status.

STEP 3: Badges/Superbadges for the student will be updated successfully.

The screenshot shows the same web application interface as in Step 2. A green success message is displayed at the top right: "Updated Successfully Student Badge Updated Successfully". The "Badges / SuperBadges" dialog box is still visible in the foreground, and the background table of student records is also visible.



PRINCIPAL
Nandha Engineering College
(Autonomous)
Erode - 638 052.



NANDHA ENGINEERING COLLEGE

(AUTONOMOUS)

(Approved by AICTE, New Delhi and Affiliated to Anna University, Chennai)

ERODE – 638 052 TAMILNADU

Email : principal@nandhaengg.org Mobile : 73737 12234

Question Bank Creation

STEP 1: Login to the portal using your mail id and password, you will be directed to dashboard.



STEP 2: Click on the third icon on the left corner and choose Question Banks.




PRINCIPAL
Nandha Engineering College
(Autonomous)
Erode - 638 052.



NANDHA ENGINEERING COLLEGE

(AUTONOMOUS)

(Approved by AICTE, New Delhi and Affiliated to Anna University, Chennai)

ERODE – 638 052 TAMILNADU

Email : principal@nandhaengg.org Mobile : 73737 12234

STEP 3: To create a new question bank, click on the “+” icon on the top right corner.

Manage Question Banks (1873)

Action	Campus	Question Bank Code	Question Bank Name	No. of Questions	Visibility	Created By	Created At	Shared
<input type="checkbox"/>	NeoPAT	-	2023 CSE OOPS Lab ...	11	Within Department	Neo PAT	18/06/2021	
<input type="checkbox"/>	NeoPAT	-	19CSI404_DATABASE ...	1	Within Department	Neo PAT	24/06/2021	
<input type="checkbox"/>	NeoPAT	-	19CSI404_DATABASE ...	1	Within Department	Neo PAT	24/06/2021	
<input type="checkbox"/>	NeoPAT	-	19CSI404_DATABASE ...	1	Within Department	Neo PAT	24/06/2021	
<input type="checkbox"/>	NeoPAT	-	19CSI404_DATABASE ...	1	Within Department	Neo PAT	24/06/2021	
<input type="checkbox"/>	NeoPAT	-	19CSI404_DATABASE ...	1	Within Department	Neo PAT	24/06/2021	
<input type="checkbox"/>	NeoPAT	-	19CSI404_DATABASE ...	1	Within Department	Neo PAT	24/06/2021	

+ Add

STEP 4: Provide Name of the Question Bank, Question Bank code for unique identification and select the respective Campus.

Add Question Bank

Question Bank Details

Name of the Question Bank *

Sample

Question Bank Code

Code

Question Bank Description

Campus *

NeoPAT

Save Save and Close



PRINCIPAL
Nandha Engineering College
(Autonomous)
Erode - 638 052.



NANDHA ENGINEERING COLLEGE

(AUTONOMOUS)

(Approved by AICTE, New Delhi and Affiliated to Anna University, Chennai)

ERODE – 638 052 TAMILNADU

Email : principal@nandhaengg.org Mobile : 73737 12234

STEP 5: Choose the respective Department and if required you can also give tags for the test. Click “Save and Close” and Question Bank is created.

Add Question Bank

Question Bank Description

Campus *

Visibility *

Department *

Tags

Save Save and Close

How to add MCQ – Single correct question?

STEP 1: Login to the portal using your mail id and password, you will be directed to dashboard.

Select Report Type

Report Type




PRINCIPAL
Nandha Engineering College
(Autonomous)
Erode - 638 052.



NANDHA ENGINEERING COLLEGE

(AUTONOMOUS)

(Approved by AICTE, New Delhi and Affiliated to Anna University, Chennai)

ERODE – 638 052 TAMILNADU

Email : principal@nandhaengg.org Mobile : 73737 12234

STEP 2: Click on the third icon on the left corner and choose Question Banks.



STEP 3: Created Question Banks will be displayed.

The screenshot shows the 'Manage Question Banks' interface. At the top, it says 'Manage Question Banks (1874)'. Below this is a table with columns: Action, Campus, Question Bank Code, Question Bank Name, No of Questions, Visibility, Created By, Created At, and Shared. The table contains six rows of data, all for 'NewPAT' campus. The first row has 11 questions, while the others have 1 question each. The visibility for all is 'Within Department'. The creation date for all is '24/08/2021'. There is a 'Download Data' button on the right side of the table.

Action	Campus	Question Bank Code	Question Bank Name	No of Questions	Visibility	Created By	Created At	Shared
<input type="checkbox"/>	NewPAT	-	2023 CSE GDPS Lab	11	Within Department	New PAT	24/08/2021	
<input type="checkbox"/>	NewPAT	-	19CS404_DATABASE...	1	Within Department	New PAT	24/08/2021	
<input type="checkbox"/>	NewPAT	-	19CS404_DATABASE...	1	Within Department	New PAT	24/08/2021	
<input type="checkbox"/>	NewPAT	-	19CS404_DATABASE...	1	Within Department	New PAT	24/08/2021	
<input type="checkbox"/>	NewPAT	-	19CS404_DATABASE...	1	Within Department	New PAT	24/08/2021	
<input type="checkbox"/>	NewPAT	-	19CS404_DATABASE...	1	Within Department	New PAT	24/08/2021	



PRINCIPAL
Nandha Engineering College
(Autonomous)
Erode - 638 052.



NANDHA ENGINEERING COLLEGE

(AUTONOMOUS)

(Approved by AICTE, New Delhi and Affiliated to Anna University, Chennai)

ERODE – 638 052 TAMILNADU

Email : principal@nandhaengg.org Mobile : 73737 12234

STEP 4: Search for the Question bank as shown below and select the respective Question bank.

Manage Question Banks (2)

Search: sample

Action	Compus	Question Bank Code	Question Bank Name	No. of Questions	Visibility	Created By	Created At	Shared
<input type="checkbox"/>	hindustan institut	Sample_Bank	Programming Sample	0	Within Department	Neo PAT	12/06/2021	
<input checked="" type="checkbox"/>	NeoPAT	000	Sample	0	Within Department	Neo PAT	16/09/2021	

STEP 5: Click on the “+” icon to add the individual questions.

Browse Question Banks

Selected Question bank: Sample

Single Questions | Group Questions | Draft Questions

No Records Found

+ Bulk add Question
+ Bulk add Question from word



PRINCIPAL
Nandha Engineering College
(Autonomous)
Erode 638 052.



NANDHA ENGINEERING COLLEGE

(AUTONOMOUS)

(Approved by AICTE, New Delhi and Affiliated to Anna University, Chennai)

ERODE – 638 052 TAMILNADU

Email : principal@nandhaengg.org Mobile : 73737 12234

STEP 6: Choose Question Type as Single Question.

Add Question

Question Type: Single Question

Question Subtype: MCQ - Single Correct

Preview: (Style and formatting will be shown only in question preview while using bulk upload. If any modification in the editor it will be affected.)

Question Metadata

Manual Difficulty: Easy Medium Hard

Sub Topic: Choose Subtopic

Blooms Taxonomy: Choose Blooms

Question Details

Formula Editor

Save Save & Create new

STEP 7: Choose MCQ – Single Correct as subtype for adding only one of the answer is correct.

Add Question

Question Type: Single Question

Question Subtype: MCQ - Single Correct

Preview: (Style and formatting will be shown only in question preview while using bulk upload. If any modification in the editor it will be affected.)

Question Metadata

Manual Difficulty: Easy

Sub Topic: Choose Subtopic

Blooms Taxonomy: Choose Blooms

Question Details

Formula Editor

Save Save & Create new



PRINCIPAL
Nandha Engineering College
(Autonomous)
Erode - 638 052.



NANDHA ENGINEERING COLLEGE

(AUTONOMOUS)

(Approved by AICTE, New Delhi and Affiliated to Anna University, Chennai)

ERODE – 638 052 TAMILNADU

Email : principal@nandhaengg.org Mobile : 73737 12234

STEP 8: Choose all the mandatory fields indicated with “*” and subtopic for the respective question.

Add Question

Question Type: Single Question | Question Subtype: MCQ - Single Correct

Question Metadata

Manual Difficulty: * Easy | Medium | Hard

Sub Topic: * Quantitative Ability - Time | Topic: Quantitative Ability | Subject: Aptitude

Blooms Taxonomy: * Knowledge

Question Details

Formula Editor | Save | Save & Create new

STEP 9: Type the Question in the given space and click on Add/Edit option to add the options.

Add Question

Question Details

Question: *
Text Editor | Code Editor

A person crosses a 600 m long street in 5 minutes. What is his speed in km per hour?

Upload Media Files (Audio/Video/PDF/Doc)

Variable Type Question

Variable Question

Options: *
SI No | Options | Weightage

Formula Editor | Save | Save & Create new



[Signature]
PRINCIPAL
Nandha Engineering College
(Autonomous)
Erode 638 052.



NANDHA ENGINEERING COLLEGE

(AUTONOMOUS)

(Approved by AICTE, New Delhi and Affiliated to Anna University, Chennai)

ERODE – 638 052 TAMILNADU

Email : principal@nandhaengg.org Mobile : 73737 12234

STEP 10: Add options by clicking “Add Option” and choose the correct answer and click “Save”.

The screenshot shows the 'Add Question' interface with a modal window titled 'Add/Edit Option'. The modal contains two options to be added to the question. The first option is 'Option 2' with the value '7.2', which is marked as the 'Correct Answer'. The second option is 'Option 3' with the value '10'. Below the options, there is an 'Add Option' button highlighted with an orange arrow, along with 'Cancel' and 'Save' buttons. The background shows a question editor with a text area containing the question: 'A person crosses a 600 m long street in 5 minutes. What is his speed in km per hour?'.

STEP 11: If you want to add solutions to the question, click “Add/Edit Solution”.

The screenshot shows the 'Add Question' interface with a modal window titled 'Add/Edit Solution'. The modal contains a table for 'Options' and a 'Solutions' section. The 'Options' table has three rows: Option 1 with value 3.6, Option 2 with value 7.2 (marked as correct), and Option 3 with value 10. Below the table, there is an 'Add/Edit Solution' button highlighted with an orange arrow. The background shows a preview of the question: 'A person crosses a 600 m long street in 5 minutes. What is his speed in km per hour?'.




PRINCIPAL
Nandha Engineering College
(Autonomous)
Erode 638 052.



NANDHA ENGINEERING COLLEGE

(AUTONOMOUS)

(Approved by AICTE, New Delhi and Affiliated to Anna University, Chennai)

ERODE – 638 052 TAMILNADU

Email : principal@nandhaengg.org Mobile : 73737 12234

STEP 12: Type your solution as shown below and click “Save”.

Options *

Solution 1 Best Solution

Speed = $600(1 \times 60)$ m/sec
 $\times 2$ m/sec

Converting m/sec to km/hr
 $\times 2 \times (18/5)$ km/hr
 $\times 7.2$ km/hr

Add Solution

Cancel Save

Solutions

No Solutions

Add/Edit Solution

Formula Editor

Save Save & Create new

STEP 13: You can also add Tags to the question for easy identification and Click Save.

Add Question

Solutions

Solution 1

Add/Edit Solution

Additional Details

Answer Hint

No Hints

Add/Edit Hint

Linked Concepts

Tags

Time and Distance

Preview

(Style and formatting will be shown only in question preview while using bulk upload. If any modification in the editor it will be affected.)

Q

A person crosses a 600 m long street in 5 minutes. What is his speed in km per hour?

3.5

7.2

10

Formula Editor

Save Save & Create new



PRINCIPAL
Nandha Engineering College
(Autonomous)
Erode - 638 052.



NANDHA ENGINEERING COLLEGE

(AUTONOMOUS)

(Approved by AICTE, New Delhi and Affiliated to Anna University, Chennai)

ERODE – 638 052 TAMILNADU

Email : principal@nandhaengg.org Mobile : 73737 12234


HOW TO CREATE CONTENT BANK

STEP 1: Once you are logged into the platform, you will be directed to the dashboard.



STEP 2: To create a content bank, click on the “+” on the top right corner.




PRINCIPAL
Nandha Engineering College
(Autonomous)
Erode 638 052.



NANDHA ENGINEERING COLLEGE

(AUTONOMOUS)

(Approved by AICTE, New Delhi and Affiliated to Anna University, Chennai)

ERODE – 638 052 TAMILNADU

Email : principal@nandhaengg.org Mobile : 73737 12234

STEP 3: Type Name of the Content Bank and choose Campus.

Add Content Bank

Content Bank Details

Name of the Content Bank *

Sample

Content Bank Description

Campus *

Coimbatore Campus

Coimbatore Campus

Save Save and Close

STEP 4: Select a particular department.

Add Content Bank

Campus *

Coimbatore Campus

Visibility *

Department *

Coimbatore Campus

Coimbatore Campus - CBE

Coimbatore Campus - ECE

Coimbatore Campus - EEE

Save Save and Close




PRINCIPAL
Nandha Engineering College
(Autonomous)
Erode - 638 052.



NANDHA ENGINEERING COLLEGE

(AUTONOMOUS)

(Approved by AICTE, New Delhi and Affiliated to Anna University, Chennai)

ERODE – 638 052 TAMILNADU

Email : principal@nandhaengg.org Mobile : 73737 12234

STEP 5: Click Save and Close.

Add Content Bank

Content Bank Description

Campus *

Visibility *

Department *

Tags

Save Save and Close

How to add Learning Contents?

STEP 1: Search for the particular bank and the click the created bank.

Content Bank

Manage Content Banks (1)

sample

Campus	Content Bank Name	No. of Contents	Visibility	Created By	Created At	Shared
Coimbatore Campus	Sample	1	Public	Arthun Department	04/10/2021	




PRINCIPAL
Nandha Engineering College
(Autonomous)
Erode - 638 052.



NANDHA ENGINEERING COLLEGE

(AUTONOMOUS)

(Approved by AICTE, New Delhi and Affiliated to Anna University, Chennai)

ERODE – 638 052 TAMILNADU

Email : principal@nandhaengg.org Mobile : 73737 12234

STEP 2: Choose the Content Type as Document.

Add Content

The screenshot shows the 'Add Content' form with the following fields and values:

- Content Type***: Document (selected)
- Content Subtype***: PDF
- Text/URL**: (empty)
- Media**: (empty)
- Sub Topic***: Choose Subtopic (dropdown)
- Content***: + Choose (button)
- Drag & Drop**: (empty)
- Average read time* (mins)**: (empty)
- Buttons**: Save, Save & Create new

STEP 3: For adding PDF/Word/Excel file contents, choose the Content Subtype as PDF/Word/Excel.

Add Content

The screenshot shows the 'Add Content' form with the following fields and values:

- Content Type***: Document
- Content subtype***: PDF (selected)
- Name of the Content***: (empty)
- Sub Topic***: Choose Subtopic (dropdown)
- Content***: + Choose (button)
- Drag & Drop**: (empty)
- Average read time* (mins)**: (empty)
- Buttons**: Save, Save & Create new




PRINCIPAL
Nandha Engineering College
(Autonomous)
Erode - 638 052.



NANDHA ENGINEERING COLLEGE

(AUTONOMOUS)

(Approved by AICTE, New Delhi and Affiliated to Anna University, Chennai)

ERODE – 638 052 TAMILNADU

Email : principal@nandhaengg.org Mobile : 73737 12234

STEP 4: Type the Name of the Content, select the sub topic and add the content, by clicking the “+ Choose” button as shown below.

Add Content

Content Type* Document

Content Subtype* PDF

Name of the Content* Attitude

Sub Topic* Essay - Essay Wrt

Topic* Essay

Subject* Essay

Content* **+ Choose**

Drag & Drop

Average read time* (mins) 5A

Save Save & Create new

STEP 5: Upload the PDF and provide the average reading time limit.

Add Content

Sub Topic* Essay - Essay Wrt

Topic* Essay

Subject* Essay

Content* **+ Choose**

Manual for Test.pdf 1387.93 KB

Average read time* (mins) **30**

Tags

Additional Information

B I U E

Save Save & Create new



NA
PRINCIPAL
Nandha Engineering College
(Autonomous)
Erode - 638 052.



NANDHA ENGINEERING COLLEGE

(AUTONOMOUS)

(Approved by AICTE, New Delhi and Affiliated to Anna University, Chennai)

ERODE – 638 052 TAMILNADU

Email : principal@nandhaengg.org Mobile : 73737 12234

STEP 6: Scroll down to preview the Content added.

Add Content


Preview

Aptitude

Manual for User Test

Steps to take a test :

STEP 1: Login using your mail id and password.



Save Save & Create new

STEP 7: Click the arrow as indicated below.

Add Content

Content Type* Document Content Subtype* PDF

Name of the Content* Aptitude

Sub Topic* Topic Subject

Essay - Essay With Essay Essay

Content*

Manual for-Test.pdf 1387.93 KB

Average read time* (min): 30

Tags

Save Save & Create new



PRINCIPAL
Nandha Engineering College
(Autonomous)
Erode - 638 052.



NANDHA ENGINEERING COLLEGE

(AUTONOMOUS)

(Approved by AICTE, New Delhi and Affiliated to Anna University, Chennai)

ERODE – 638 052 TAMILNADU

Email : principal@nandhaengg.org Mobile : 73737 12234

STEP 8: Click "Save and Close".

Add Content

Content Type*
Document

Content Subtype*
PDF

Name of the Content*
Aptitude

Sub-Topic*
Essay - Essay Write

Topic
Essay

Subject
Essay

Content*
Manual for Test.pdf 1387.93 KB

Average read time* (mins)
30

Tags

Save and Close

Save Save & Create new

STEP 9: You can view the created content.

Content Bank > Sample

Sample

PDF Aptitude

Created Date: 12/12/2023

Last Edit: 12/12/2023

Download




PRINCIPAL
Nandha Engineering College
(Autonomous)
Erode - 638 052.



NANDHA ENGINEERING COLLEGE

(AUTONOMOUS)

(Approved by AICTE, New Delhi and Affiliated to Anna University, Chennai)

ERODE – 638 052 TAMILNADU

Email : principal@nandhaengg.org Mobile : 73737 12234

To add Text/URL Content:

STEP 10: Click Content Type as Text/URL.

The screenshot shows the 'Add Content' form. The 'Content Type' dropdown menu is open, and 'Text/URL' is selected. The 'Content Subtype' dropdown menu is also open, and 'PDF' is selected. The 'Sub Topic' dropdown menu is open, and 'Choose Subtopic' is selected. The 'Content' field is empty. The 'Average read time' field is empty. The 'Save' and 'Save & Create new' buttons are visible at the bottom.

STEP 11: Provide Name for the content and select Sub Topic. Type Text/URL. For URL, select the Whole link and click the Hyperlink icon button as shown below to convert the text into link.

The screenshot shows the 'Add Content' form. The 'Name of the Content' field is filled with 'Programming'. The 'Sub Topic' dropdown menu is open, and 'Choose Subtopic' is selected. The 'Content' field contains a URL: <https://www.coursera.org/learn/programming-for-data-science>. The 'Average read time' field is empty. The 'Type' dropdown menu is open, and 'Whole link' is selected. The 'Save' and 'Save & Create new' buttons are visible at the bottom.



PRINCIPAL
Nandha Engineering College
(Autonomous)
Erode - 638 052.



NANDHA ENGINEERING COLLEGE

(AUTONOMOUS)

(Approved by AICTE, New Delhi and Affiliated to Anna University, Chennai)

ERODE – 638 052 TAMILNADU

Email : principal@nandhaengg.org Mobile : 73737 12234

To add Media-Image Content:

STEP 14: Select the Content type as Media.

Add Content

Content Type*
Media
Document
Text/URL
Media

Content Subtype*
Image

Sub Topic*
Choose Subtopic

Content*
+ Choose

Drag & Drop

Average read time* (mins)

Save Save & Create new

STEP 15: Select Content Subtype as Image.

Add Content

Content Type*
Media

Name of the Content*
[Blank]

Sub Topic*
Choose Subtopic

Content*
+ Choose

Content Subtype*
Image
Audio
Index

Drag & Drop

Average read time* (mins)

Save Save & Create new



PRINCIPAL
Nandha Engineering College
(Autonomous)
Erode - 638 052.



NANDHA ENGINEERING COLLEGE

(AUTONOMOUS)



(Approved by AICTE, New Delhi and Affiliated to Anna University, Chennai)

ERODE – 638 052 TAMILNADU

Email : principal@nandhaengg.org Mobile : 73737 12234




STEP 16: Provide Name of the Content and choose appropriate Subtopic. Click "+ Choose" button to add image.

Add Content

Content Type*	Content Subtype*	
Media	Image	
Name of the Content*		
MCO		
Sub Topic*	Topic	Subject
Essay - Essay Writ.	Essay	Essay
Content*		
		
		
Average read time* (mins)		
<input type="text"/>		
<input type="button" value="Save"/>		<input type="button" value="Save & Create new"/>

STEP 17: After uploading the image, provide the average read time of the content in minutes and for unique identification of the content, type and press Enter for tags.

Add Content

Sub Topic*	Topic	Subject
Essay - Essay Writ.	Essay	Essay
Content*		
		
Ratio.png 20/52 KB		
Average read time* (mins)		
<input type="text" value="30"/>		
Tags		
<input type="button" value="Add"/>		
Additional Information		
<p>B I U  </p>		
<input type="button" value="Save"/>		<input type="button" value="Save & Create new"/>



PRINCIPAL
Nandha Engineering College
(Autonomous)
Erode - 638 052.



NANDHA ENGINEERING COLLEGE

(AUTONOMOUS)

(Approved by AICTE, New Delhi and Affiliated to Anna University, Chennai)

ERODE – 638 052 TAMILNADU

Email : principal@nandhaengg.org Mobile : 73737 12234

STEP 18: Scroll down and preview the uploaded image. Click the down

Add Content

Additional information

B I U

[View Source](#)

Preview

MCQ

Let the side of a cube be 'a'

Total surface area of cube = $6a^2$



arrow.

STEP 19: Click Save and close.

Add Content

Preview

MCQ

Let the side of a cube be 'a'

Total surface area of cube = $6a^2$

Total surface area of 3 cubes = $3 \times 6a^2 = 18a^2$

After joining 3 cubes in a row.




PRINCIPAL
Nandha Engineering College
(Autonomous)
Erode - 638 052.



NANDHA ENGINEERING COLLEGE

(AUTONOMOUS)

(Approved by AICTE, New Delhi and Affiliated to Anna University, Chennai)

ERODE – 638 052 TAMILNADU

Email : principal@nandhaengg.org Mobile : 73737 12234

To add Media-Audio Content:

STEP 20: Choose the Content Subtype as Audio.

The screenshot shows the 'Add Content' form with the following fields and values:

- Content Type*: Media
- Content Subtype*: Audio (highlighted with an orange bar and a black arrow pointing to it)
- Name of the Content*: [Empty]
- Sub Topic*: Choose Subtopic
- Content*: + Choose
- Tags: [Empty]
- Buttons: Save, Save & Create new

STEP 21: Provide Content Name and choose the appropriate Sub Topic. Click "+ Choose" to add the audio.

The screenshot shows the 'Add Content' form with the following fields and values:

- Content Type*: Media
- Content Subtype*: Audio
- Name of the Content*: Sample
- Sub Topic*: Essay - Essay With
- Content*: + Choose (with an orange arrow pointing to it)
- Tags: [Empty]
- Buttons: Save, Save & Create new



M. J.
PRINCIPAL
Nandha Engineering College
(Autonomous)
Erode - 638 052.



NANDHA ENGINEERING COLLEGE

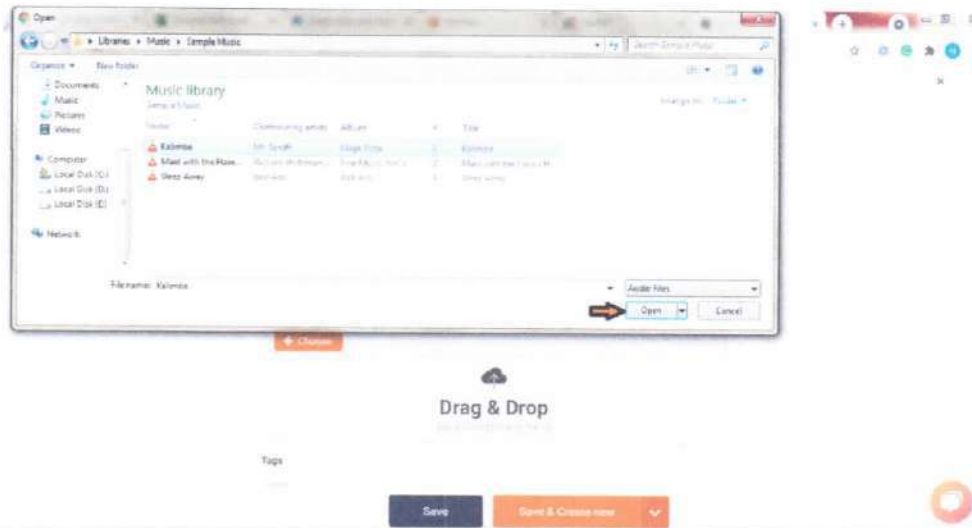
(AUTONOMOUS)

(Approved by AICTE, New Delhi and Affiliated to Anna University, Chennai)

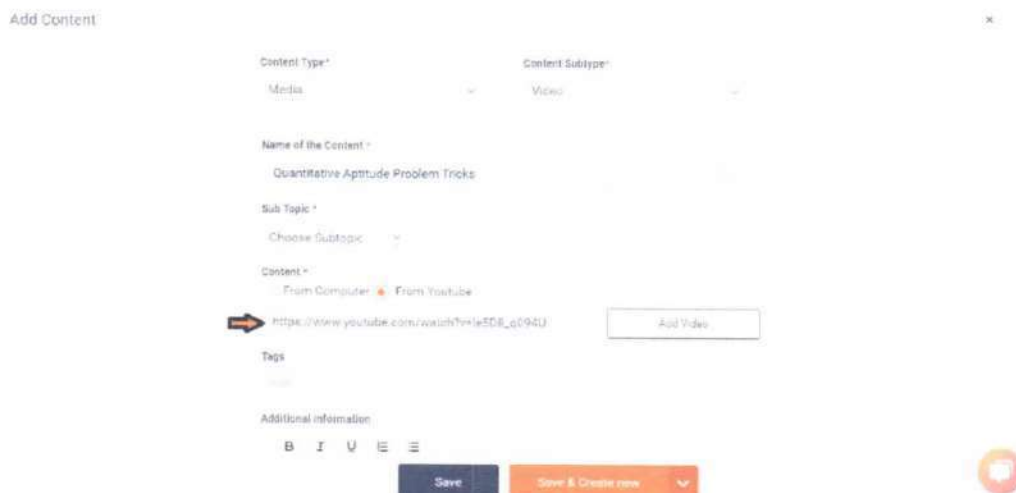
ERODE – 638 052 TAMILNADU

Email : principal@nandhaengg.org Mobile : 73737 12234

STEP 22: Select the appropriate audio and click Open.



STEP 23: Type the Content name and choose Sub Topic. Select the Content type as either by Computer or YouTube.



PRINCIPAL
Nandha Engineering College
(Autonomous)
Erode - 638 052.



NANDHA ENGINEERING COLLEGE

(AUTONOMOUS)

(Approved by AICTE, New Delhi and Affiliated to Anna University, Chennai)

ERODE – 638 052 TAMILNADU

Email : principal@nandhaengg.org Mobile : 73737 12234

STEP 24: For YouTube, paste the video link and click Add Video.

Add Content

Name of the Content *

Quantitative Aptitude Problem Tricks

Sub Topic *

Choose Subtopic

Content *

From Computer From Youtube

https://www.youtube.com/watch?v=le5C8_q064U

Tags

Additional Information


B I U E

STEP 25: Scroll down and preview the uploaded video and click the down arrow.

Add Content

Preview

Quantitative Aptitude Problem Tricks



PRINCIPAL
Nandha Engineering College
(Autonomous)
Erode - 638 052.



NANDHA ENGINEERING COLLEGE

(AUTONOMOUS)


(Approved by AICTE, New Delhi and Affiliated to Anna University, Chennai)

ERODE – 638 052 TAMILNADU

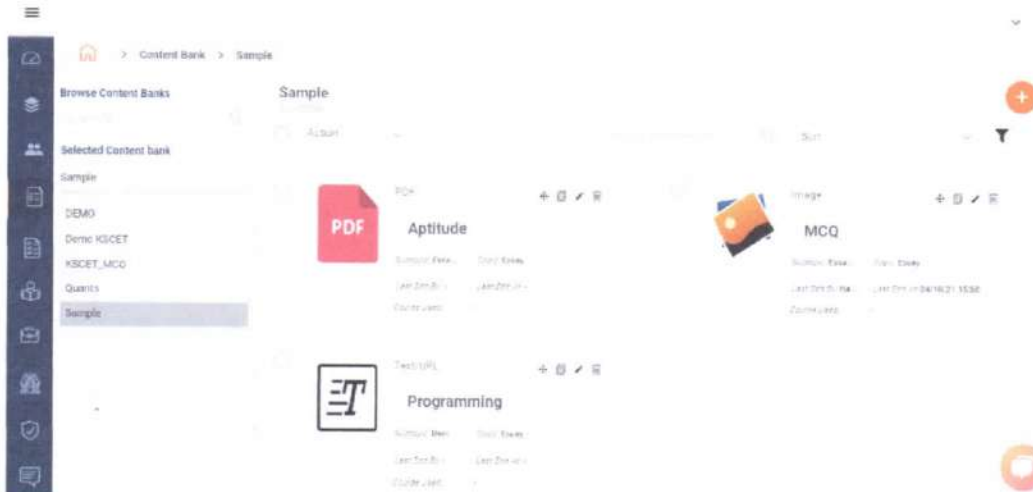
Email : principal@nandhaengg.org Mobile : 73737 12234

STEP 26: Click Save and Close.

Add Content



STEP 27: The Contents created will be displayed.




PRINCIPAL
Nandha Engineering College
(Autonomous)
Erode - 638 052.



NANDHA ENGINEERING COLLEGE

(AUTONOMOUS)

(Approved by AICTE, New Delhi and Affiliated to Anna University, Chennai)

ERODE – 638 052 TAMILNADU

Email : principal@nandhaengg.org Mobile : 73737 12234

STEP 28: Select any of the content and you can Edit, Clone, Move and Delete.



Manual Assessment Creation

STEP 1: Login to the portal using your mail id and password.




PRINCIPAL
Nandha Engineering College
(Autonomous)
Erode - 638 052.



NANDHA ENGINEERING COLLEGE

(AUTONOMOUS)

(Approved by AICTE, New Delhi and Affiliated to Anna University, Chennai)

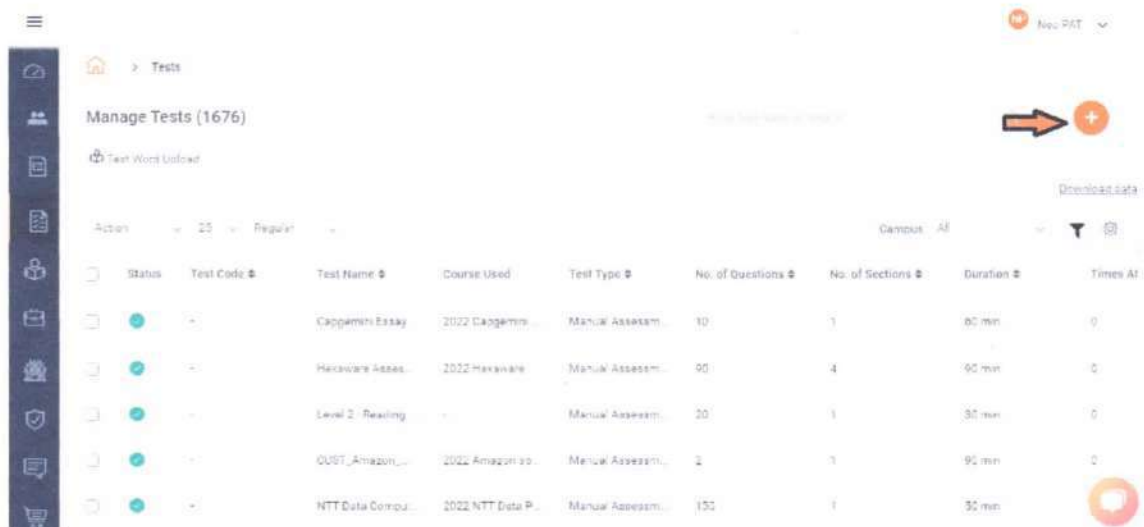
ERODE – 638 052 TAMILNADU

Email : principal@nandhaengg.org Mobile : 73737 12234

STEP 2:Click on the Test icon on the left corner.



STEP 3:To create a new test, click on the “+” icon on the top right corner.



PRINCIPAL
Nandha Engineering College
(Autonomous)
Erode - 638 052.



NANDHA ENGINEERING COLLEGE

(AUTONOMOUS)

(Approved by AICTE, New Delhi and Affiliated to Anna University, Chennai)

ERODE – 638 052 TAMILNADU

Email : principal@nandhaengg.org Mobile : 73737 12234

STEP 4: Provide Name of the Test, Test code for unique identification and select the test type as “Manual Assessment Test”.

Add Test ✕

Test Details	Sections	Add Questions	Preview Test	Sharing
--------------	----------	---------------	--------------	---------

Name of the Test *

Test

Test Code

000

Test Description

Choose Test type

- Manual Assessment Test** ←
- Psychometric Test
- Rule Based Test
- Manual Assessment Test

Test Name: Test No. of Sections: 0 No. of Questions: 0 Total Duration: 0 min

Save and Next 🗨️

STEP 5: Choose the respective Campus and Department. If required you can also give tags for the test.

Add Test ✕

Test Type *

Manual Assessment Test

Campus *

NeoPAT

- Q:neopat ✕
- NeoPAT

Department *

NeoPAT - admin, NeoPAT - NeoPAT

Tags

September ✕

Test Name: Test No. of Sections: 0 No. of Questions: 0 Total Duration: 0 min

Save and Next 🗨️



PRINCIPAL
Nandha Engineering College
(Autonomous)
Erode - 638 052.



NANDHA ENGINEERING COLLEGE

(AUTONOMOUS)

(Approved by AICTE, New Delhi and Affiliated to Anna University, Chennai)

ERODE – 638 052 TAMILNADU

Email : principal@nandhaengg.org Mobile : 73737 12234

STEP 6: Click on "Save and Next".

Add Test

Test Type *
Manual Assessment Test

Campus *
NeoPAT

Visibility *
With Supervisors

Department *
NeoPAT - admin, NeoPAT - NeoPAT

Tags
September

Test Name: Test No. of Sections: 0 No. of Questions: 0 Total Duration: 0 min

Save and Next

STEP 7: You will be directed to the sections page where you can provide multiple sections.

Name of the Section *
Aptitude

Section Duration *
30

Additional Info

Section Summary

Section No.	Section Name	Duration
-------------	--------------	----------

Add Section

Test Name: Test No. of Sections: 0 No. of Questions: 0 Total Duration: 0 min

Save and Next



PRINCIPAL
Nandha Engineering College
(Autonomous)
Erode - 638 052.



NANDHA ENGINEERING COLLEGE

(AUTONOMOUS)

(Approved by AICTE, New Delhi and Affiliated to Anna University, Chennai)

ERODE – 638 052 TAMILNADU

Email : principal@nandhaengg.org Mobile : 73737 12234

STEP 8: Provide Name of the Section and Section Duration for the particular section and click "Add Section".

Name of the Section *

Aptitude

Section Duration *

30 min

Additional info

B I U [List Icon] [Align Icon] [Link Icon] [Image Icon] [Table Icon] [Code Icon] [Link Icon] [Link Icon]

Add Section 

Test Name: Test No. of Sections: 1 No. of Questions: 0 Total Duration: 0 min **Save and Next** 

STEP 9: If you want to edit the Section Name or duration, click on the edit option and do the necessary changes.

Name of the Section *

Technical

Section Duration *

30 min

Additional info

B I U [List Icon] [Align Icon] [Link Icon] [Image Icon] [Table Icon] [Code Icon] [Link Icon] [Link Icon]

Add Section

Section Summary

Section No.	Section Name	Duration
1	Aptitude	30 min
2	Technical	30 min

Edit   





PRINCIPAL
Nandha Engineering College
(Autonomous)
Erode - 638 052.



NANDHA ENGINEERING COLLEGE

(AUTONOMOUS)

(Approved by AICTE, New Delhi and Affiliated to Anna University, Chennai)

ERODE – 638 052 TAMILNADU

Email : principal@nandhaengg.org Mobile : 73737 12234

STEP 10: Now click on "Update Section".

Name of the Section *

Technical MCQ

Section Duration *

50 min

Additional info

B I U [List Icons]

Section Summary

Section No.	Section Name	Duration		
1	Aptitude	30 min		
2	Technical	30 min		

Update Section

STEP 11: Click on "Save and Next".

Name of the Section *

Technical MCQ

Section Duration *

50 min

Additional info

B I U [List Icons]

Section Summary

Section No.	Section Name	Duration		
1	Aptitude	30 min		
2	Technical	30 min		

Update Section

Test Name: Test No. of Sections: 2 No. of Questions: 0 Total Duration: 60 min

Save and Next



PRINCIPAL
Nandha Engineering College
(Autonomous)
Erode - 638 052



NANDHA ENGINEERING COLLEGE

(AUTONOMOUS)

(Approved by AICTE, New Delhi and Affiliated to Anna University, Chennai)

ERODE – 638 052 TAMILNADU

Email : principal@nandhaengg.org Mobile : 73737 12234

STEP 12: You will be directed to the add questions page where you can add the questions for particular sections.

Test Name: test No. of Sections: 1 No. of Questions: 0 Total Duration: 60 min

Save and Next

STEP 13: From “Add to” choose the respective section and from “Add from” choose the respective question bank. Repeat this for several sections.

Test Name: test No. of Sections: 1 No. of Questions: 0 Total Duration: 60 min

Save and Next



PRINCIPAL
Nandha Engineering College
(Autonomous)
Erode - 638 052.



NANDHA ENGINEERING COLLEGE


(AUTONOMOUS)

(Approved by AICTE, New Delhi and Affiliated to Anna University, Chennai)

ERODE – 638 052 TAMILNADU


Email : principal@nandhaengg.org Mobile : 73737 12234

Test Details Sections **Add Questions** Preview Test Sharing

Add from *  Add To *

Choose Question Bank Single Questions Group Questions Choose Section


19C9404_DATABASE MANAGEMENT SYSTEMS LABORATORY_ADDITIONAL EXERCISE 1
19C9404_DATABASE MANAGEMENT SYSTEMS LABORATORY_ADDITIONAL EXERCISE 10
19C9404_DATABASE MANAGEMENT SYSTEMS LABORATORY_ADDITIONAL EXERCISE 11
19C9404_DATABASE MANAGEMENT SYSTEMS LABORATORY_ADDITIONAL EXERCISE 12
19C9404_DATABASE MANAGEMENT SYSTEMS LABORATORY_ADDITIONAL EXERCISE 13
19C9404_DATABASE MANAGEMENT SYSTEMS LABORATORY_ADDITIONAL EXERCISE 14

Test Name: test No. of Sections: 2 No. of Questions: 0 Total Duration: 60 min **Save and Next** 

STEP 14: If you want to add all the questions in the selected question bank, click on “Add all questions” option or you can also choose individual questions and Click “Save and Next”.

Test Details Sections **Add Questions** Preview Test Sharing

Add from * 19C9404_DATABASE MANAGEME Single Questions Group Questions Add To * Section 1: Aptitude


Add all questions  Remove all questions

Question Bank: 19C9404_DATABASE MANAGEMENT SYSTEMS LABORATORY_ADDITIONAL EXERCISE 1
Single File Programming Questions
Subject: SQL Subtopic:

Q1 Write a query to find the number of values inserted in the Joining Date column.

Data Table:
Relation: SALARY_DETAILS

EMP ID	NAME	BASIC	PAY OTHER ALLOWANCE	GROSS SALARY	APPROVAL	JOBING DATE
10001	John	10000	2000	12000	1000	2019-11-11

Test Name: test No. of Sections: 2 No. of Questions: 0 Total Duration: 60 min **Save and Next** 




PRINCIPAL
Nandha Engineering College
(Autonomous)
Erode - 638 052.



NANDHA ENGINEERING COLLEGE

(AUTONOMOUS)

(Approved by AICTE, New Delhi and Affiliated to Anna University, Chennai)

ERODE – 638 052 TAMILNADU

Email : principal@nandhaengg.org Mobile : 73737 12234

STEP 15: Now Preview Test page will be displayed where you can see the No. of Sections, Questions and total Test Duration.

test

Test Summary

- No. of Sections: 02
- No. of Questions: 02
- Total Duration: 60 min

Section Summary

- No. of Questions: 1
- Duration: 30 min

Additional Instructions:
None

Test Name: test No. of Sections: 2 No. of Questions: 2 Total Duration: 60 min

Publish

STEP 16: Click "Publish". Thus Test is created.

test

Test Summary

- No. of Sections: 02
- No. of Questions: 02
- Total Duration: 60 min

Section Summary

- No. of Questions: 1
- Duration: 30 min

Additional Instructions:
None

Test Name: test No. of Sections: 2 No. of Questions: 2 Total Duration: 60 min

Publish



PRINCIPAL
Nandha Engineering College
(Autonomous)
Erode - 638 052.



NANDHA ENGINEERING COLLEGE

(AUTONOMOUS)

(Approved by AICTE, New Delhi and Affiliated to Anna University, Chennai)

ERODE – 638 052 TAMILNADU

Email : principal@nandhaengg.org Mobile : 73737 12234

Rule Based Test Creation

STEP 1: Login to the portal using your mail id and password.

STEP 2: Click on the Test icon on the left corner.




PRINCIPAL
Nandha Engineering College
(Autonomous)
Erode - 638 052.



NANDHA ENGINEERING COLLEGE

(AUTONOMOUS)

(Approved by AICTE, New Delhi and Affiliated to Anna University, Chennai)

ERODE – 638 052 TAMILNADU

Email : principal@nandhaengg.org Mobile : 73737 12234

STEP 3: To create a new test, click on the “+” icon on the top right corner.

Manage Tests (1676)

Action	Status	Test Code	Test Name	Course Used	Test Type	No. of Questions	No. of Sections	Duration	Times At
	●	-	Caggenini Essay	2022 Caggenini	Manual Assessm	10	1	60 min	0
	●	-	Heravara Asses	2022 Heravara	Manual Assessm	90	4	90 min	0
	●	-	Level 2: Reading	-	Manual Assessm	30	1	30 min	0
	●	-	CUST_Amazon	2022 Amazon	Manual Assessm	2	1	90 min	0
	●	-	NTT Data Compu	2022 NTT Data P	Manual Assessm	130	1	50 min	0

STEP 4: Provide Name of the Test, Test code for unique identification and select the test type as “Rule Based Test”.

Add Test

Test Details | Sections | Add Questions | Preview Test | Sharing

Name of the Test *
Rule Based Sample Assessment

Test Code
001

Test Description
0000000000

Choose Test Type
Manual Assessment Test
Psychometric Test
Rule Based Test
Rule Based Test

Test Name: Rule Based Sample Assessment No. of Sections: 0 No. of Questions: 0 Total Duration: 0 min

Save and Test



PRINCIPAL
Nandha Engineering College
(Autonomous)
Erode - 638 052.



NANDHA ENGINEERING COLLEGE

(AUTONOMOUS)

(Approved by AICTE, New Delhi and Affiliated to Anna University, Chennai)

ERODE – 638 052 TAMILNADU

Email : principal@nandhaengg.org Mobile : 73737 12234

STEP 5: You can choose the test type as Static or Dynamic. In Static test type, a set of questions will be given to all the students.

The screenshot shows a configuration form for a test. At the top, there are two radio buttons: 'Static' (selected, indicated by an orange arrow) and 'Dynamic'. Below this are several dropdown menus: 'Campus' (NeoPAT), 'Visibility' (Public), 'Department' (NeoPAT - admin, NeoPAT - NeoPAT), and 'Tags' (with a 'Add' button). At the bottom, there are fields for 'Test Name: Rule Based Sample Assessment', 'No. of Sections: 0', 'No. of Questions: 0', and 'Total Duration: 0 min'. A 'Save and Next' button is visible on the right.

In Dynamic test type, students will get a different type of questions whenever the students take test.

The screenshot shows the same configuration form as above, but with the 'Dynamic' radio button selected, indicated by an orange arrow. All other elements, including the dropdown menus and bottom navigation, remain the same.




PRINCIPAL
Nandha Engineering College
(Autonomous)
Erode - 638 052.



NANDHA ENGINEERING COLLEGE

(AUTONOMOUS)

(Approved by AICTE, New Delhi and Affiliated to Anna University, Chennai)

ERODE – 638 052 TAMILNADU

Email : principal@nandhaengg.org Mobile : 73737 12234

STEP 6: Choose the respective Campus and Department. If required you can also give tags for the test.

Campus *
NeoPAT

Visibility *

Department *
NeoPAT - admin, NeoPAT - NeoPAT

Tags

Test Name: Rule Based Sample Assessment No. of Sections: 0 No. of Questions: 0 Total Duration: 0 min

STEP 7: Click on "Save and Next".

Campus *
NeoPAT

Visibility *

Department *
NeoPAT - admin, NeoPAT - NeoPAT

Tags

Test Name: Rule Based Sample Assessment No. of Sections: 0 No. of Questions: 0 Total Duration: 0 min

STEP 8: You will be directed to the sections page where you can provide multiple sections. Provide Name of the Section and Section Duration for the particular section and click "Add Section".



PRINCIPAL
Nandha Engineering College
(Autonomous)
Erode 638 052.



NANDHA ENGINEERING COLLEGE

(AUTONOMOUS)

(Approved by AICTE, New Delhi and Affiliated to Anna University, Chennai)

ERODE – 638 052 TAMILNADU

Email : principal@nandhaengg.org Mobile : 73737 12234

Name of the Section *

Apptude

Section Duration *

30 min

Additional info

B I U

[Add Section](#)

Test Name: Rule Based Sample Assessment No. of Sections: 1 No. of Questions: 0 Total Duration: 0 min

[Save and Next](#)

STEP 9: If you want to edit the Section Name or duration, click on the edit option and do the necessary changes.

Name of the Section *

Apptude

Section Duration *

30 min

Additional info

B I U

[Add Section](#)

Section Summary

Section No.	Section Name	Duration	
1	Apptude	30 min	
2	Technical	30 min	

Test Name: Rule Based Sample Assessment No. of Sections: 2 No. of Questions: 0 Total Duration: 60 min

[Save and Next](#)

STEP 10: Now click on "Update Section".



PRINCIPAL
Nandha Engineering College
(Autonomous)
Erode - 638 052.



NANDHA ENGINEERING COLLEGE

(AUTONOMOUS)

(Approved by AICTE, New Delhi and Affiliated to Anna University, Chennai)

ERODE – 638 052 TAMILNADU

Email : principal@nandhaengg.org Mobile : 73737 12234

Name of the Section *

Aptitude

Section Duration *

50 min

Additional info

B I U [List] [Link] [Image] [Table] [Code] [Quote] [Unquote]

Section Summary

Section No.	Section Name	Duration		
1	Aptitude	30 min		
2	Technical	30 min		

Update Section

Test Name: Rule Based Sample Assessment No. of Sections: 2 No. of Questions: 0 Total Duration: 50 min

Save and Next

STEP 11: Click on "Save and Next".

Name of the Section *

Aptitude

Section Duration *

50 min

Additional info

B I U [List] [Link] [Image] [Table] [Code] [Quote] [Unquote]

Section Summary

Section No.	Section Name	Duration		
1	Aptitude	30 min		
2	Technical	30 min		

Update Sect:

Test Name: Rule Based Sample Assessment No. of Sections: 2 No. of Questions: 0 Total Duration: 50 min

Save and Next



PRINCIPAL
Nandha Engineering College
(Autonomous)
Erode - 638 052.



NANDHA ENGINEERING COLLEGE

(AUTONOMOUS)

(Approved by AICTE, New Delhi and Affiliated to Anna University, Chennai)

ERODE – 638 052 TAMILNADU

Email : principal@nandhaengg.org Mobile : 73737 12234

STEP 12: Select the section from the drop down box shown below

The screenshot shows the 'Edit Test' interface with the 'Sections' tab selected. The 'Section *' dropdown menu is open, showing three options: 'Section 1 - Section 1', 'Section 2 - Section 2', and 'Section 3 - Section 2'. A green arrow points to the first option. Below the dropdown, there are buttons for 'View Sample Paper', 'No Rule Blocks Added', 'Verify Blocks', and 'Add Rule Block'. At the bottom, there are fields for 'Test Name: CURT_Quem_MCO', 'No. of Sections: 1', 'No. of Questions: 20', and 'Total Duration: 25 min', along with an 'Update and Next' button.

STEP 13: Click “Add Rule Block” to add a new rule block to a section

The screenshot shows the 'Edit Test' interface with the 'Sections' tab selected. The 'Section *' dropdown menu is open, showing three options: 'Section 1 - Aptitude', 'Section 2 - Section 2', and 'Section 3 - Section 2'. A red arrow points to the 'Add Rule Block' button. Below the dropdown, there are buttons for 'View Sample Paper', 'No Rule Blocks Added', 'Verify Blocks', and 'Add Rule Block'. At the bottom, there are fields for 'Test Name: Rule Based Sample Assessment', 'No. of Sections: 2', 'No. of Questions: 0', and 'Total Duration: 00 min', along with an 'Update and Next' button.




PRINCIPAL
Nandha Engineering College
(Autonomous)
Erode - 638 052.



NANDHA ENGINEERING COLLEGE

(AUTONOMOUS)

(Approved by AICTE, New Delhi and Affiliated to Anna University, Chennai)

ERODE – 638 052 TAMILNADU

Email : principal@nandhaengg.org Mobile : 73737 12234

STEP 14: Add the question bank to the selected section using the “Add Question bank” button.

The screenshot shows a test configuration interface with the following fields:

- Question Bank: [Dropdown]
- Question Type: [Dropdown]
- Subject: [Dropdown]
- Topic: [Dropdown]
- Subtopic: [Dropdown]
- Question Subtype: [Dropdown]
- Groups Limit: [Dropdown]
- Group Questions Limit: [Dropdown]
- Hints: [Dropdown]
- Negative Marks/Question: [Dropdown]
- Tags: [Dropdown]
- Marks/Question: [Input]

At the bottom, there are fields for Test Name, No. of Sections, No. of Questions, and Total Duration. A red arrow points to the "Add Question Bank" button.

STEP 15: Select the “question sub type” to specify the type of questions used in the test

The screenshot shows the same test configuration interface as in Step 14, but with the "Question Subtype" dropdown menu open. The "MCQ - Single Correct" option is highlighted with a red arrow.



PRINCIPAL
Nandha Engineering College
(Autonomous)
Erode - 638 052.



NANDHA ENGINEERING COLLEGE

(AUTONOMOUS)

(Approved by AICTE, New Delhi and Affiliated to Anna University, Chennai)

ERODE – 638 052 TAMILNADU

Email : principal@nandhaengg.org Mobile : 73737 12234

STEP 16: Select the “topic” to specify the type of programming questions included in that section

Question Bank * Add Questions

Question Type * Single Question

Question Subtype * MCI Single Correct

Groups Limit Group Questions Limit

Subject Choose Subject

Topic Quantitative Ability

Subtopic Choose Subtopic

Hints Choose Hints

Blooms & Taxonomy Choose Blooms & Taxonomy

Marks/Question * 0

Negative Marks/Question * 0

No. of Questions * 0

Variable Questions Repetition Count 0

Test Name: Rule Based Sample Assessment No. of Sections: 2 No. of Questions: 0 Total Duration: 30 min Save and Next

STEP 17: Select the “Subtopic” to specify the type of questions included in that section

Subject Choose Subject

Topic Quantitative Ability

Subtopic Quantitative Ability - Ages

Hints Choose Hints

Blooms & Taxonomy Choose Blooms & Taxonomy

Tags Choose Tags

Negative Marks/Question * 0

No. of Questions * 0

Variable Questions Repetition Count 0

Use only variable question

Manual Difficulty Easy Medium Hard

Automatic Difficulty (1 - 10) 10

Do not use previously used questions




PRINCIPAL
Nandha Engineering College
(Autonomous)
Erode - 638 052.



NANDHA ENGINEERING COLLEGE

(AUTONOMOUS)

(Approved by AICTE, New Delhi and Affiliated to Anna University, Chennai)

ERODE – 638 052 TAMILNADU

Email : principal@nandhaengg.org Mobile : 73737 12234

STEP 18: Enter the number of questions and marks per question in their respective fields

Subject: Choose Subject
Topic: Quantitative Ability
Subtopic: Quantitative Ability - Ages
Hints: Choose Hints
Blooms & Taxonomy: Choose Blooms & Taxonomy
Tags: Choose Tags
Marks/Question: 1
Negative Marks/Question: 0
No of Questions: 32
Variable Questions Repeatability Count: Use only variable questions
Manual Difficulty: Easy, Medium, Hard
Automatic Difficulty (1 - 10): 10 (Do not use previously used questions)

STEP 19: Click the “Validate blocks” to check whether all the conditions are set right. If the given question doesn’t match the requirement then Block will not be validated.

Subject: Choose Subject
Topic: Choose Topic
Subtopic: Choose Subtopic
Hints: Choose Hints
Blooms & Taxonomy: Choose Blooms & Taxonomy
Tags: Choose Tags
Marks/Question: 1
Negative: Choose Negative
No of Questions: 10
Variable Questions Repeatability Count: Use only variable questions
Manual Difficulty: Easy, Medium, Hard
Automatic Difficulty (1 - 10): 10 (Do not use previously used questions)

Validate Blocks Add Rule Block

Test Name: KJEE 2024 Sample Assessment No. of Sections: 2 No. of Questions: 10 Total Duration: 30 Min

Show and Hide



N. D. [Signature]
PRINCIPAL
Nandha Engineering College
(Autonomous)
Erode - 638 052.



NANDHA ENGINEERING COLLEGE

(AUTONOMOUS)

(Approved by AICTE, New Delhi and Affiliated to Anna University, Chennai)

ERODE – 638 052 TAMILNADU

Email : principal@nandhaengg.org Mobile : 73737 12234

STEP 20: It is mandatory that all the rule blocks should be validated. If the given question matches the requirement then Block will be validated. Then click “Save and Next”.

Choose Subject: [Dropdown] Choose Type: [Dropdown] Choose Subtype: [Dropdown] Choose Mark: [Dropdown]

Choose Tags: [Dropdown] Choose Tags: [Dropdown] Choose Tags: [Dropdown] Choose Tags: [Dropdown]

Manual Difficulty: [Dropdown] Automatic Difficulty: [Slider]

Buttons: Validate Blocks, Add Rule Block, Save and Next

STEP 21: Now Preview Test page will be displayed where you can see the No. of Sections, Questions and total Test Duration.

Test Summary

- No. of Sections: 02
- No. of Questions: 60
- Total Duration: 60 min

Section 1 - Aptitude

- No. of Questions: 30
- Duration: 30 min

Buttons: Publish, Share




PRINCIPAL
Nandha Engineering College
(Autonomous)
Erode - 638 052.



NANDHA ENGINEERING COLLEGE

(AUTONOMOUS)

(Approved by AICTE, New Delhi and Affiliated to Anna University, Chennai)

ERODE – 638 052 TAMILNADU

Email : principal@nandhaengg.org Mobile : 73737 12234

STEP 22: Click “Publish”. Thus Test is created.

The screenshot shows a web interface for creating a test. At the top, there are five tabs: 'Test Details', 'Sections', 'Add Questions', 'Preview Test', and 'Sharing'. The 'Test Details' tab is active, displaying the following information:

- Test Summary:**
 - No. of Sections : 02
 - No. of Questions : 09
 - Total Duration : 60 min
- Section Summary:**
 - No. of Questions : 08
 - Duration : 30 min
- Additional Instructions:**
None

Below this, a question preview is shown: "Q2. In the following questions four out of the five figure element (A) related to element (B) in the same particular way. Find".

At the bottom, there is a summary bar with the following details:

- Test Name: Rule Based Sample Assessment
- No. of Sections : 2
- No. of Questions : 09
- Total Duration : 60 min

A red arrow points to the 'Publish' button, which is highlighted in orange.

Generating Coursewise Reports

Step 1: Click on the tile labeled “Reports”

The screenshot shows a course management interface. On the left, there is a vertical sidebar with several icons. The 'Reports' icon, which is a bar chart, is highlighted with a red arrow. The main content area shows a course titled 'Course *' with a 'View Report' button. In the top right corner, there is a dropdown menu labeled 'Examly Demo'.




PRINCIPAL
Nandha Engineering College
(Autonomous)
Erode - 638 052.



NANDHA ENGINEERING COLLEGE

(AUTONOMOUS)

(Approved by AICTE, New Delhi and Affiliated to Anna University, Chennai)

ERODE – 638 052 TAMILNADU

Email : principal@nandhaengg.org Mobile : 73737 12234

Step 2: You will see following page open up

The screenshot shows a web interface for generating reports. On the left is a vertical sidebar with icons for different report categories. The main content area has a 'Reports' header and a 'Report Type' dropdown menu. The dropdown menu is open, displaying a list of report types: Coursework Report, Feedback Report, Student Performance Report, Platform Usage Report, Contact Report, Downloadable Report, and Migration Report. Below the dropdown are fields for 'Department', 'Degree', and 'Course', each with a dropdown arrow. At the bottom of the form is an orange 'View Report' button. A light blue message box at the top right of the form says 'Please select the report type, report sub type and other individuals to get the selected report.'

Step 3: Select the type of report that you would like to generate

This screenshot is identical to the one in Step 2, but with the 'Coursework Report' option in the dropdown menu highlighted by a thick orange horizontal bar. A red arrow points from the right towards the 'Coursework Report' text, indicating the selection process.



PRINCIPAL
Nandha Engineering College
(Autonomous)
Erode - 638 052.



NANDHA ENGINEERING COLLEGE

(AUTONOMOUS)

(Approved by AICTE, New Delhi and Affiliated to Anna University, Chennai)

ERODE – 638 052 TAMILNADU

Email : principal@nandhaengg.org Mobile : 73737 12234

Step 4: Select the report subtype that you would like to generate

The screenshot shows a web interface for generating reports. On the left is a vertical navigation menu with various icons. The main area is titled 'Reports' and contains several dropdown menus: 'Report Type' (with a hint: 'Please select the report type, report sub type and other options to get the selected report'), 'Report Subtype', 'Department', 'Degree', and 'Course'. Under 'Report Subtype', the following options are listed: 'Student Participation Summary', 'Students Participation Summary' (highlighted in orange with a red arrow pointing to it), 'Student Performance Summary', 'Student Question Performance Summary', 'Performance Summary', and 'Module Participation Summary'. At the bottom of the form is a 'View Report' button.

Step 5: Select one or more campuses for which you would like to generate the report

This screenshot shows the same web interface as in Step 4, but with the 'Campus' dropdown menu expanded. The 'Campus' dropdown is currently set to 'RTS Campus'. Below it, a list of campuses is shown with checkboxes: 'Amity University', 'Amity Campus', 'Aso University', 'RTS Campus' (checked and highlighted in orange with a red arrow), and 'BML Munja University'. The 'View Report' button is visible at the bottom.




PRINCIPAL
Nandha Engineering College
(Autonomous)
Erode - 638 052.



NANDHA ENGINEERING COLLEGE

(AUTONOMOUS)

(Approved by AICTE, New Delhi and Affiliated to Anna University, Chennai)

ERODE – 638 052 TAMILNADU

Email : principal@nandhaengg.org Mobile : 73737 12234

Step 8: Select one or more degrees for which you would like to generate the report

The screenshot shows a web interface for generating reports. On the left is a vertical sidebar with various icons. The main area is titled 'Reports' and contains several dropdown menus: 'Report Type*' (with a tooltip), 'Report Subtype*', 'Campus*', 'Batch', 'Department', and 'Degree'. The 'Degree' dropdown is open, showing a list of options. 'BITS Campus - BE-CSE' is highlighted with a red arrow. Below the dropdown is a search bar and a 'View Report' button.

Step 9: Select one or more courses for which you would like to generate the report

The screenshot shows the same 'Reports' page as in Step 8. The 'Degree' dropdown is now closed, and the 'Course' dropdown is open. A list of courses is displayed, with '2021 Basic Java Programming Course' highlighted by a red arrow. The 'View Report' button is visible at the bottom.




PRINCIPAL
Nandha Engineering College
(Autonomous)
Erode - 638 052.



NANDHA ENGINEERING COLLEGE

(AUTONOMOUS)

(Approved by AICTE, New Delhi and Affiliated to Anna University, Chennai)

ERODE – 638 052 TAMILNADU

Email : principal@nandhaengg.org Mobile : 73737 12234

Step 10: Clicking “View Report” will display the following report on the right

Name	Registration Number	Grade	Department	Batch	Campus
Thakaya R	412416104201	Acad II (Saramba) edu.in	CSE	2020	Saram Institute of Technology
SALUNAJI T	412416104275	Acad III (Saramba) edu.in	CSE	2020	Saram Institute of Technology
Prasannaesh D	412416104261	Acad III (Saramba) edu.in	CSE	2020	Saram Institute of Technology
Prerna B K	412416104251	Acad III (Saramba) edu.in	CSE	2020	Saram Institute of Technology
Divya S	412416104214	Acad III (Saramba) edu.in	CSE	2020	Saram Institute of Technology
Swathinikha Jayatharan	412416104286	Acad III (Saramba) edu.in	CSE	2020	Saram Institute of Technology
Bathinayyan	412416104314	Acad III (Saramba) edu.in	CSE	2020	Saram Institute of Technology
Aravind Rajkumar	412416104207	Acad III (Saramba) edu.in	CSE	2020	Saram Institute of Technology
rajitha K	412416104284	Acad III (Saramba) edu.in	CSE	2020	Saram Institute of Technology

Step 11: Clicking the “Export As” button will open up the following dialogue box which allows you to download the data as an editable Excel or .csv file

Select columns

Download File Type: CSV (Excel) PDF (PDF)

Select all columns

Name	Registration Number	Grade
Thakaya R	412416104201	Acad II (Saramba) edu.in
SALUNAJI T	412416104275	Acad III (Saramba) edu.in
Prasannaesh D	412416104261	Acad III (Saramba) edu.in
Prerna B K	412416104251	Acad III (Saramba) edu.in
Divya S	412416104214	Acad III (Saramba) edu.in
Swathinikha Jayatharan	412416104286	Acad III (Saramba) edu.in
Bathinayyan	412416104314	Acad III (Saramba) edu.in
Aravind Rajkumar	412416104207	Acad III (Saramba) edu.in
rajitha K	412416104284	Acad III (Saramba) edu.in



PRINCIPAL
Nandha Engineering College
(Autonomous)
Erode - 638 052.



NANDHA ENGINEERING COLLEGE

(AUTONOMOUS)

(Approved by AICTE, New Delhi and Affiliated to Anna University, Chennai)

ERODE – 638 052 TAMILNADU

Email : principal@nandhaengg.org Mobile : 73737 12234

Step 12: The “Group By” filter allows you to visualize performance according to Campus, Department, Batch or Degree.



Report Subtypes

Student Participation Summary

Coursewise - Student Participation Summary

Group By: Choose

Detailed Summary

Courses Enrolled	Tests Available	Tests Completed	Tests Completed Percentage	Tests Partially Completed	Tests Not Started	Total Learning Contents
1	1	0	0%	0	1	(0 / 0)
1	1	0	0%	0	1	(0 / 0)
1	1	0	0%	0	1	(0 / 0)
1	1	0	0%	0	1	(0 / 0)




PRINCIPAL
 Nandha Engineering College
 (Autonomous)
 Erode - 638 052.



NANDHA ENGINEERING COLLEGE

(AUTONOMOUS)

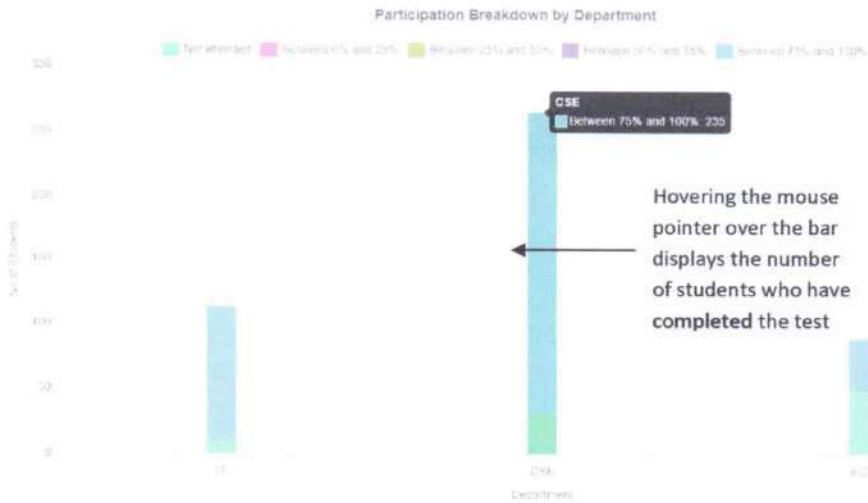
(Approved by AICTE, New Delhi and Affiliated to Anna University, Chennai)

ERODE – 638 052 TAMILNADU

Email : principal@nandhaengg.org Mobile : 73737 12234

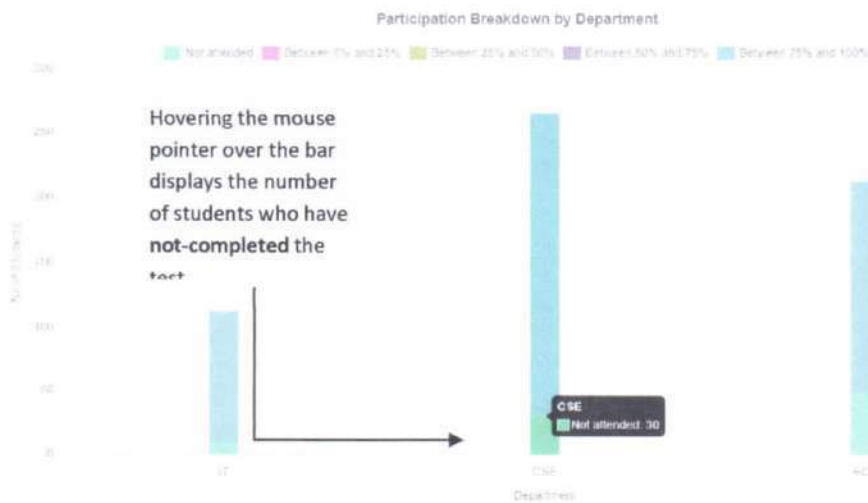
Coursewise - Student Participation Summary

Group By: Department



Coursewise - Student Participation Summary

Group By: Department



PRINCIPAL
Nandha Engineering College
(Autonomous)
Erode - 638 052.



NANDHA ENGINEERING COLLEGE

(AUTONOMOUS)

(Approved by AICTE, New Delhi and Affiliated to Anna University, Chennai)

ERODE – 638 052 TAMILNADU

Email : principal@nandhaengg.org Mobile : 73737 12234

Student Performance Summary

Coursewise - Student Course Performance Summary

Group By: *course*

Detailed Summary

Select: *Over All*

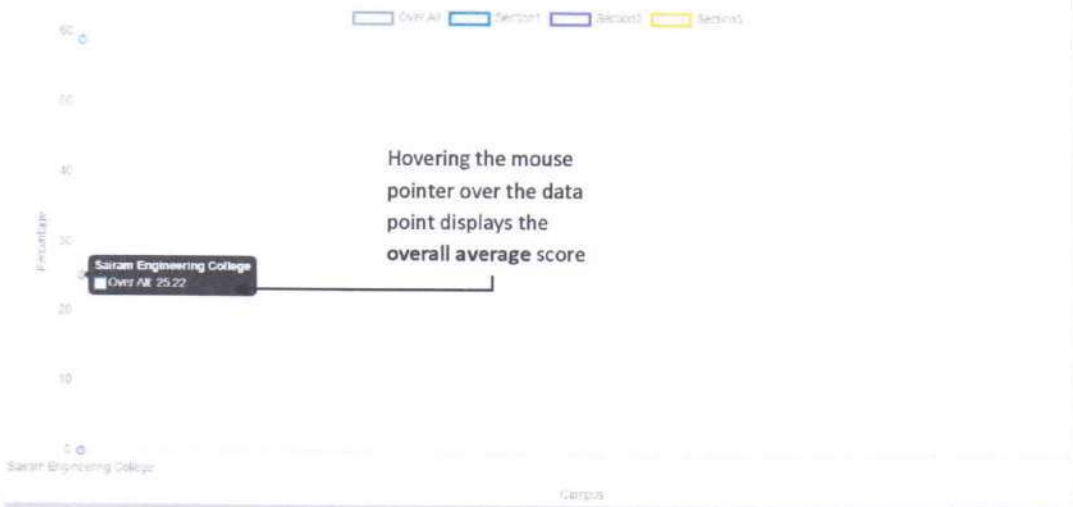
[Export As](#)

Roll #	Department	Batch	Campus	Degree	Average Score	Cumulative Score	CS 8008 - Human Computer Interaction
ks1155@sairamtao.edu.in	CSE	2020	Sairam Engineering College	BE - CSE	0	0	-
ks0281@sairamtao.edu.in	CSE	2020	Sairam Engineering College	BE - CSE	0	0	-
ks1158@sairamtao.edu.in	CSE	2020	Sairam Engineering College	BE - CSE	0	0	-
ks1120@sairamtao.edu.in	CSE	2020	Sairam Engineering College	BE - CSE	0	0	-

Coursewise - Student Course Performance Summary

Group By: *Campus*

Course average Breakdown by Campus



[Signature]
PRINCIPAL
 Nandha Engineering College
 (Autonomous)
 Erode - 638 052.



NANDHA ENGINEERING COLLEGE

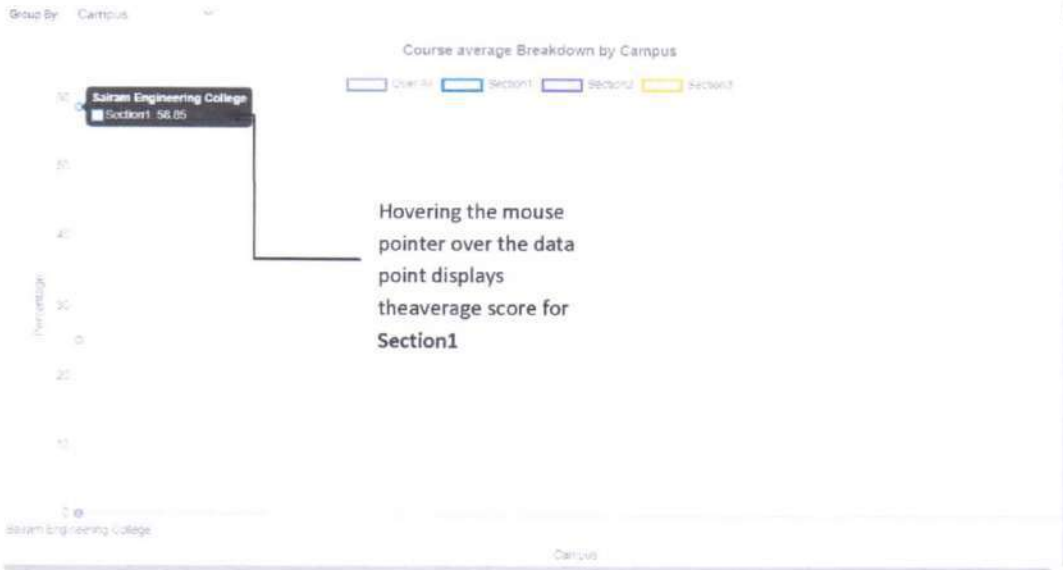
(AUTONOMOUS)

(Approved by AICTE, New Delhi and Affiliated to Anna University, Chennai)

ERODE – 638 052 TAMILNADU

Email : principal@nandhaengg.org Mobile : 73737 12234

Coursewise - Student Course Performance Summary



Student Question Performance Summary

Coursewise - Student Question Performance Summary

Group By: choose

Detailed Summary

Export As

us	Department	Batch	Total Questions Count	Correct	Incorrect	Skipped	Not Viewed	Partial	NotStarted	Degree	
1	Engineering College	CSE	2020	27	13 (35.14%)	16 (48.85%)	5 (18.51%)	0 (0%)	1 (2.70%)	0 (0%)	BE - CSE
1	Engineering College	CSE	2020	27	13 (35.14%)	22 (62.16%)	0 (0%)	0 (0%)	1 (2.70%)	0 (0%)	BE - CSE
1	Engineering College	CSE	2020	27	14 (37.54%)	16 (43.24%)	6 (16.22%)	0 (0%)	1 (2.70%)	0 (0%)	BE - CSE
1	Engineering College	CSE	2020	27	15 (40.54%)	15 (40.54%)	7 (18.92%)	0 (0%)	0 (0%)	0 (0%)	BE - CSE



[Signature]
PRINCIPAL
 Nandha Engineering College
 (Autonomous)
 Erode - 638 052.



NANDHA ENGINEERING COLLEGE

(AUTONOMOUS)

(Approved by AICTE, New Delhi and Affiliated to Anna University, Chennai)

ERODE – 638 052 TAMILNADU

Email : principal@nandhaengg.org Mobile : 73737 12234

Coursewise - Student Question Performance Summary

Group By: Campus

Average of Questions Attended by Campus

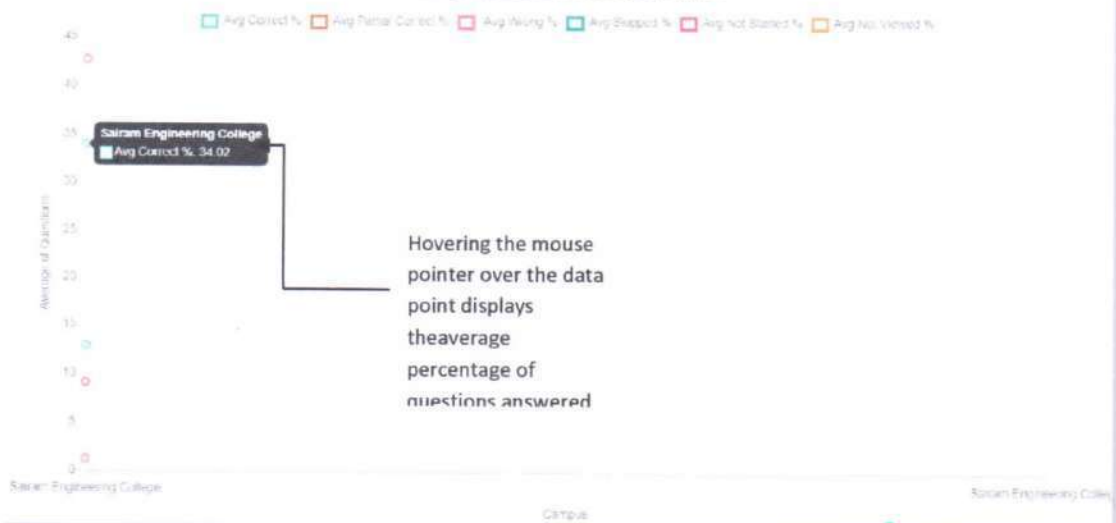


Hovering the mouse pointer over the data point displays the average percentage of questions answered

Coursewise - Student Question Performance Summary

Group By: Campus

Average of Questions Attended by Campus



Hovering the mouse pointer over the data point displays the average percentage of questions answered



PRINCIPAL
Nandha Engineering College
(Autonomous)
Erode - 638 052.



NANDHA ENGINEERING COLLEGE

(AUTONOMOUS)

(Approved by AICTE, New Delhi and Affiliated to Anna University, Chennai)

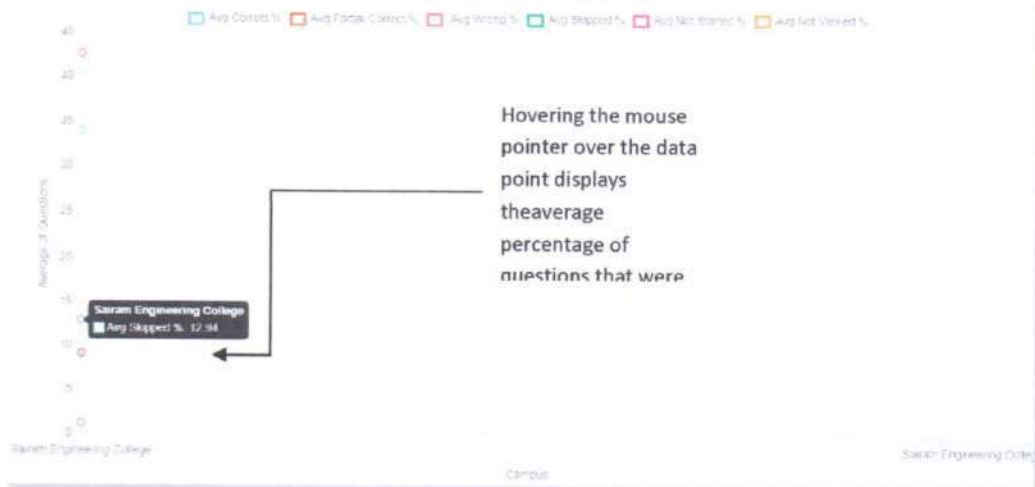
ERODE – 638 052 TAMILNADU

Email : principal@nandhaengg.org Mobile : 73737 12234

Coursewise - Student Question Performance Summary

Group By: Campus

Average of Questions Attended by Campus

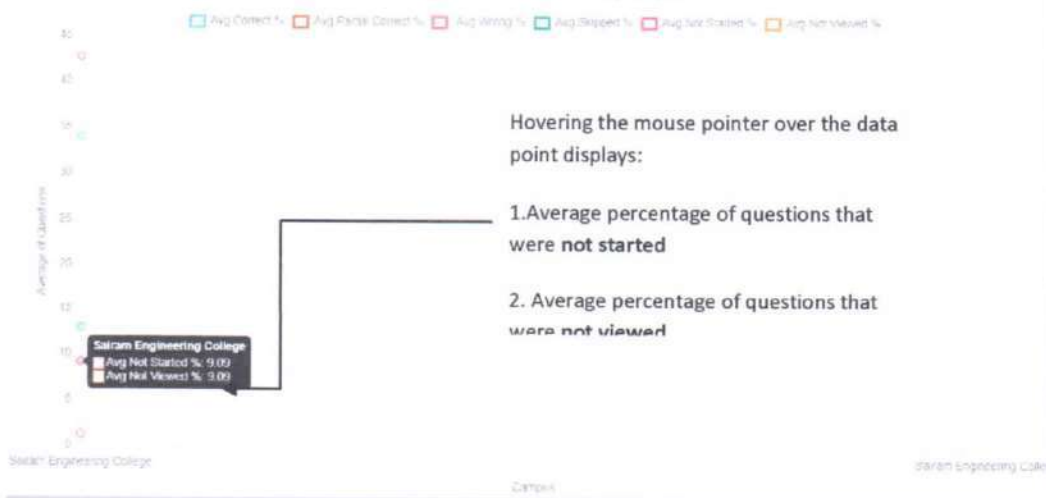


Hovering the mouse pointer over the data point displays the average percentage of questions that were

Coursewise - Student Question Performance Summary

Group By: Campus

Average of Questions Attended by Campus



Hovering the mouse pointer over the data point displays:

1. Average percentage of questions that were not started
2. Average percentage of questions that were not viewed



PRINCIPAL
Nandha Engineering College
(Autonomous)
Erode - 638 052.



NANDHA ENGINEERING COLLEGE

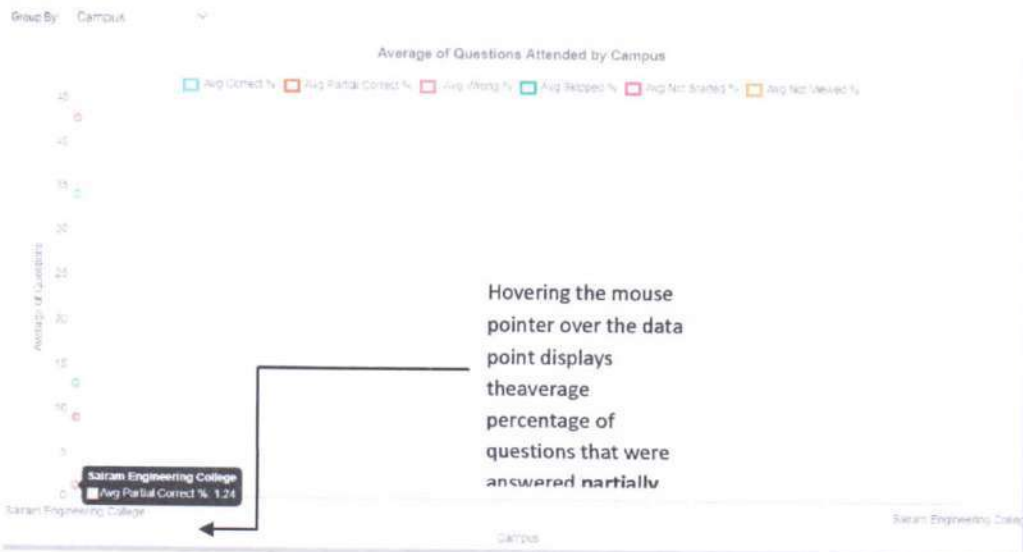
(AUTONOMOUS)

(Approved by AICTE, New Delhi and Affiliated to Anna University, Chennai)

ERODE – 638 052 TAMILNADU

Email : principal@nandhaengg.org Mobile : 73737 12234

Coursewise - Student Question Performance Summary



Course Performance Summary

Course Performance Summary

Tests: Choose

(Maximum of 10 selections are only allowed)

Test Name #	Attended Count #	Maximum Marks #	Top Score #	Least Score #	Average Score #	Std Dev Score #	Median #	Excellent Score #	Q1 Score #
CS 6008 - Human Computer Interaction	150	70	24	0	14.1	4.90	14.5	17.5	12

Attended Count: Displays the number of students who attended the test

Maximum Marks: Displays the maximum mark achievable on the test

Top Score: Displays the highest score

Least Score: Displays the lowest score

Average Score: Displays the average score



PRINCIPAL
Nandha Engineering College
(Autonomous)
Erode - 638 052.



NANDHA ENGINEERING COLLEGE

(AUTONOMOUS)

(Approved by AICTE, New Delhi and Affiliated to Anna University, Chennai)

ERODE – 638 052 TAMILNADU

Email : principal@nandhaengg.org Mobile : 73737 12234

Std Dev Score: Displays the standard deviation for the distribution of scores

Median: Displays the median score

Excellent Score: Displays the cutoff for an excellent score

Q1 Score:

Course Performance Summary

Tests: 0/2/2/4

Minimum of 12 questions are to be attempted

Excellent Student Marks Count #	Excellent Student Marks % #	High Student Marks Count #	High Student Marks % #	Average Student Marks Count #	Average Student Marks % #	Low Student Marks Count #	Low Student Marks % #
15	24%	42	68%	38	61.30%	31	50.00%

Excellent Student Marks Count: Displays the number of students who have scored an excellent score

Excellent Students Marks %: Displays the percentage of students who have scored an excellent score

High Student Marks Count: Displays the number of students who have scored a high score

High Student Marks %: Displays the percentage of students who have scored a high score

Average Student Marks Count: Displays the number of students who have scored an average score


PRINCIPAL
Nandha Engineering College
(Autonomous)
Erode - 638 052.





NANDHA ENGINEERING COLLEGE

(AUTONOMOUS)

(Approved by AICTE, New Delhi and Affiliated to Anna University, Chennai)

ERODE – 638 052 TAMILNADU

Email : principal@nandhaengg.org Mobile : 73737 12234

Course Performance Summary

Tests: 3 items selected

(Maximum of 10 selections are only allowed)

Performance breakdown by Test



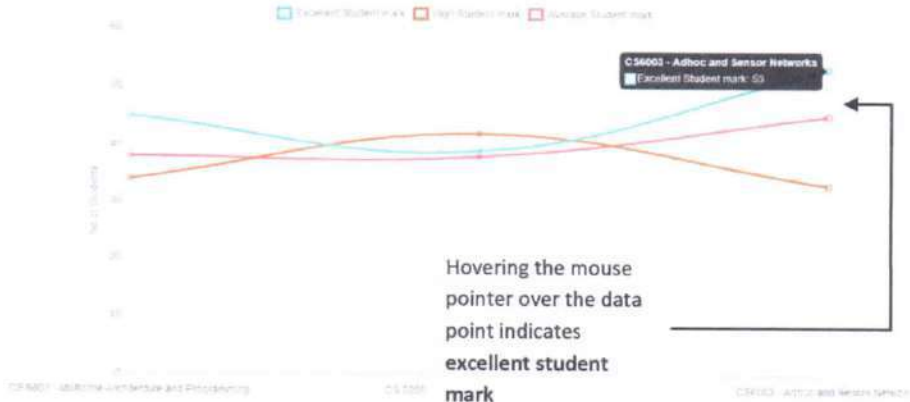
Hovering the mouse pointer over the data point indicates high student mark

Course Performance Summary

Tests: 3 items selected

(Maximum of 10 selections are only allowed)

Performance breakdown by Test



Hovering the mouse pointer over the data point indicates excellent student mark



PRINCIPAL
Nandha Engineering College
(Autonomous)
Erode - 638 052.



NANDHA ENGINEERING COLLEGE

(AUTONOMOUS)

(Approved by AICTE, New Delhi and Affiliated to Anna University, Chennai)

ERODE – 638 052 TAMILNADU

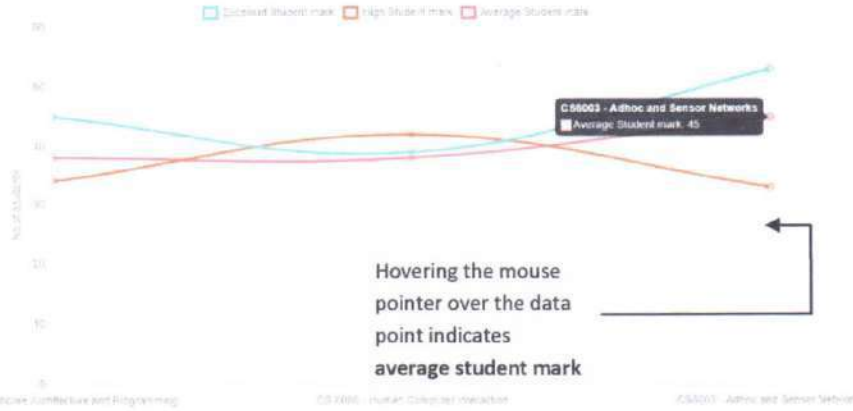
Email : principal@nandhaengg.org Mobile : 73737 12234

Course Performance Summary

Tests: 3 items selected

(Maximum of 10 selections are only allowed)

Performance breakdown by Test



Hovering the mouse pointer over the data point indicates average student mark

Module Wise Participation Summary

Course - Module wise Participation summary

Registration Number	Campus	Department	Batch	Degree	CS 6008 - Human Computer Interaction - Completed Percentage
sairamtap.edu.in	Sairam Engineering College	CSE	2020	BE - CSE	0%
sairamtap.edu.in	Sairam Engineering College	CSE	2020	BE - CSE	0%
sairamtap.edu.in	Sairam Engineering College	CSE	2020	BE - CSE	0%
sairamtap.edu.in	Sairam Engineering College	CSE	2020	BE - CSE	0%

[Module Name] – Completed Percentage: Displays the percentage of students who have completed the module

PRINCIPAL
Nandha Engineering College
(Autonomous)
Erode - 638 052.





NANDHA ENGINEERING COLLEGE

(AUTONOMOUS)

(Approved by AICTE, New Delhi and Affiliated to Anna University, Chennai)

ERODE – 638 052 TAMILNADU

Email : principal@nandhaengg.org Mobile : 73737 12234

Report Subtypes

Participation Summary

Drive - Participation Summary

Campus	Open	Applied & Probi	Selected	HR	Selected	Placed

No records found

View Report

Round Type

Drive Round Type Summary

Drive Name	Placement Batch	Total Number of Candidates	Selected Count	Round No
W101	19170001	1	1	1

Drive Round Type Summary

- Total
- Placed

View Report

PRINCIPAL
Nandha Engineering College
(Autonomous)
Erode - 638 052.





NANDHA ENGINEERING COLLEGE

(AUTONOMOUS)

(Approved by AICTE, New Delhi and Affiliated to Anna University, Chennai)

ERODE – 638 052 TAMILNADU

Email : principal@nandhaengg.org Mobile : 73737 12234



Indicates the number of students who were selected



Drive Detail Report


PRINCIPAL
Nandha Engineering College
(Autonomous)
Erode - 638 052.





NANDHA ENGINEERING COLLEGE

(AUTONOMOUS)

(Approved by AICTE, New Delhi and Affiliated to Anna University, Chennai)

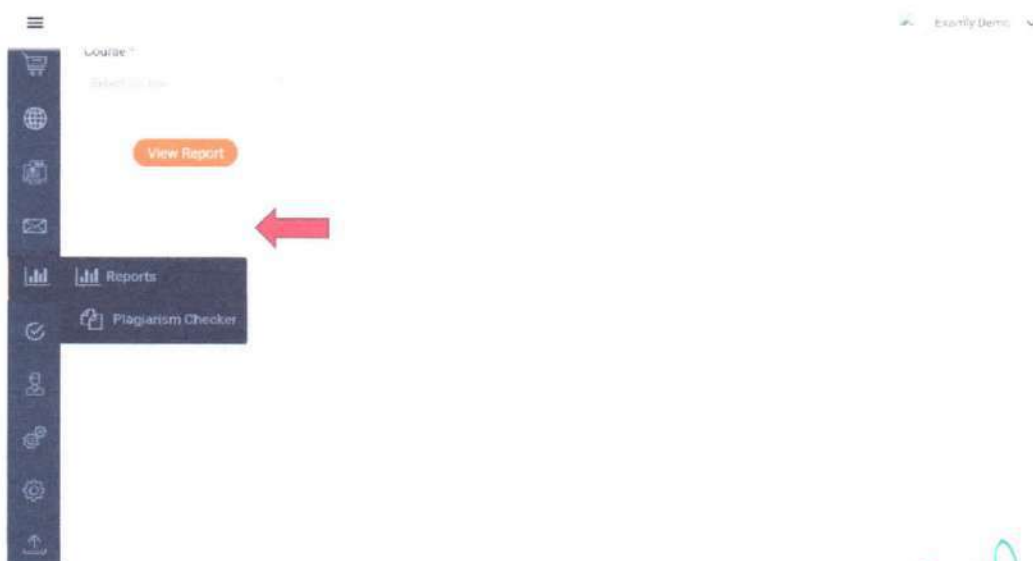
ERODE – 638 052 TAMILNADU

Email : principal@nandhaengg.org Mobile : 73737 12234

Driver Name	Statement Date	Eligible	Not Appl.	Applied	Applied	Round 1	Round 2	Round 3	Round 4	Round 5	Round 6	Round 7	Round 8	Round 9	Round 10
Driver Test 0	12/05/2018	38	0	0	0	0	0	0	0	0	0	0	0	0	0
Driver Test 1	16/05/2018	40	0	0	0	0	0	0	0	0	0	0	0	0	0
Driver Test 2	21/05/2018	20	0	0	0	0	0	0	0	0	0	0	0	0	0
Driver Test 3	27/05/2018	27	0	0	0	0	0	0	0	0	0	0	0	0	0
Driver Test 4	22/05/2018	40	0	0	0	0	0	0	0	0	0	0	0	0	0
Driver Test 5	22/05/2018	40	0	0	0	0	0	0	0	0	0	0	0	0	0
Driver Test 6	22/05/2018	40	0	0	0	0	0	0	0	0	0	0	0	0	0
Driver Test 7	22/05/2018	40	0	0	0	0	0	0	0	0	0	0	0	0	0
Driver Test 8	22/05/2018	40	0	0	0	0	0	0	0	0	0	0	0	0	0
Driver Test 9	22/05/2018	40	0	0	0	0	0	0	0	0	0	0	0	0	0
Driver Test 10	22/05/2018	40	0	0	0	0	0	0	0	0	0	0	0	0	0
Driver Test 11	22/05/2018	40	0	0	0	0	0	0	0	0	0	0	0	0	0
Driver Test 12	22/05/2018	40	0	0	0	0	0	0	0	0	0	0	0	0	0
Driver Test 13	22/05/2018	40	0	0	0	0	0	0	0	0	0	0	0	0	0
Driver Test 14	22/05/2018	40	0	0	0	0	0	0	0	0	0	0	0	0	0
Driver Test 15	22/05/2018	40	0	0	0	0	0	0	0	0	0	0	0	0	0
Driver Test 16	22/05/2018	40	0	0	0	0	0	0	0	0	0	0	0	0	0
Driver Test 17	22/05/2018	40	0	0	0	0	0	0	0	0	0	0	0	0	0
Driver Test 18	22/05/2018	40	0	0	0	0	0	0	0	0	0	0	0	0	0
Driver Test 19	22/05/2018	40	0	0	0	0	0	0	0	0	0	0	0	0	0
Driver Test 20	22/05/2018	40	0	0	0	0	0	0	0	0	0	0	0	0	0
Driver Test 21	22/05/2018	40	0	0	0	0	0	0	0	0	0	0	0	0	0
Driver Test 22	22/05/2018	40	0	0	0	0	0	0	0	0	0	0	0	0	0
Driver Test 23	22/05/2018	40	0	0	0	0	0	0	0	0	0	0	0	0	0
Driver Test 24	22/05/2018	40	0	0	0	0	0	0	0	0	0	0	0	0	0
Driver Test 25	22/05/2018	40	0	0	0	0	0	0	0	0	0	0	0	0	0
Driver Test 26	22/05/2018	40	0	0	0	0	0	0	0	0	0	0	0	0	0
Driver Test 27	22/05/2018	40	0	0	0	0	0	0	0	0	0	0	0	0	0
Driver Test 28	22/05/2018	40	0	0	0	0	0	0	0	0	0	0	0	0	0
Driver Test 29	22/05/2018	40	0	0	0	0	0	0	0	0	0	0	0	0	0
Driver Test 30	22/05/2018	40	0	0	0	0	0	0	0	0	0	0	0	0	0
Driver Test 31	22/05/2018	40	0	0	0	0	0	0	0	0	0	0	0	0	0
Driver Test 32	22/05/2018	40	0	0	0	0	0	0	0	0	0	0	0	0	0
Driver Test 33	22/05/2018	40	0	0	0	0	0	0	0	0	0	0	0	0	0
Driver Test 34	22/05/2018	40	0	0	0	0	0	0	0	0	0	0	0	0	0
Driver Test 35	22/05/2018	40	0	0	0	0	0	0	0	0	0	0	0	0	0
Driver Test 36	22/05/2018	40	0	0	0	0	0	0	0	0	0	0	0	0	0
Driver Test 37	22/05/2018	40	0	0	0	0	0	0	0	0	0	0	0	0	0
Driver Test 38	22/05/2018	40	0	0	0	0	0	0	0	0	0	0	0	0	0
Driver Test 39	22/05/2018	40	0	0	0	0	0	0	0	0	0	0	0	0	0
Driver Test 40	22/05/2018	40	0	0	0	0	0	0	0	0	0	0	0	0	0

Platform Usage Report

Step 1: Click on the tile labeled "Reports"



PRINCIPAL
Nandha Engineering College
(Autonomous)
Erode - 638 052.



NANDHA ENGINEERING COLLEGE

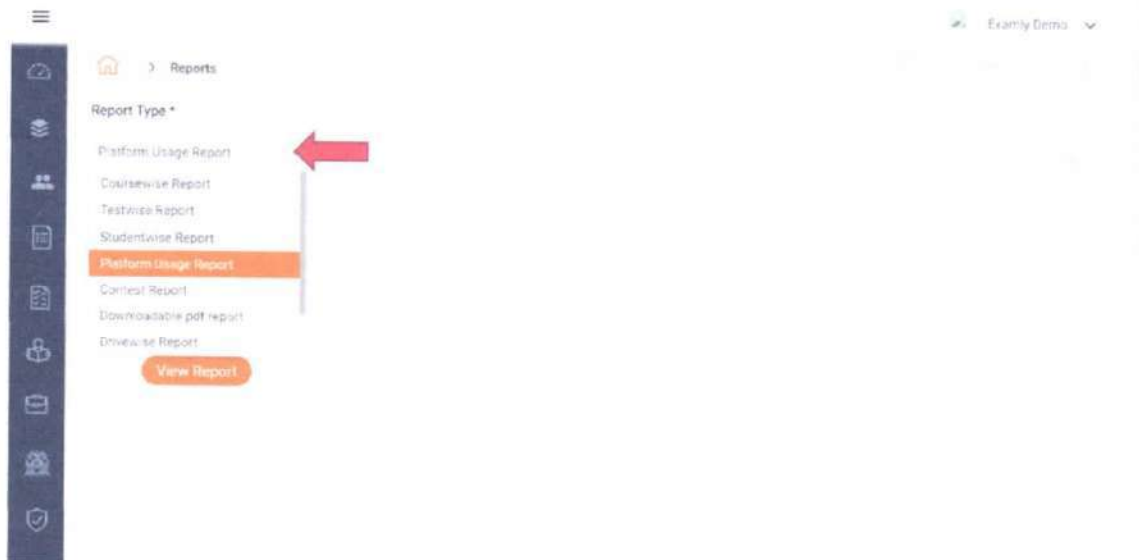
(AUTONOMOUS)

(Approved by AICTE, New Delhi and Affiliated to Anna University, Chennai)

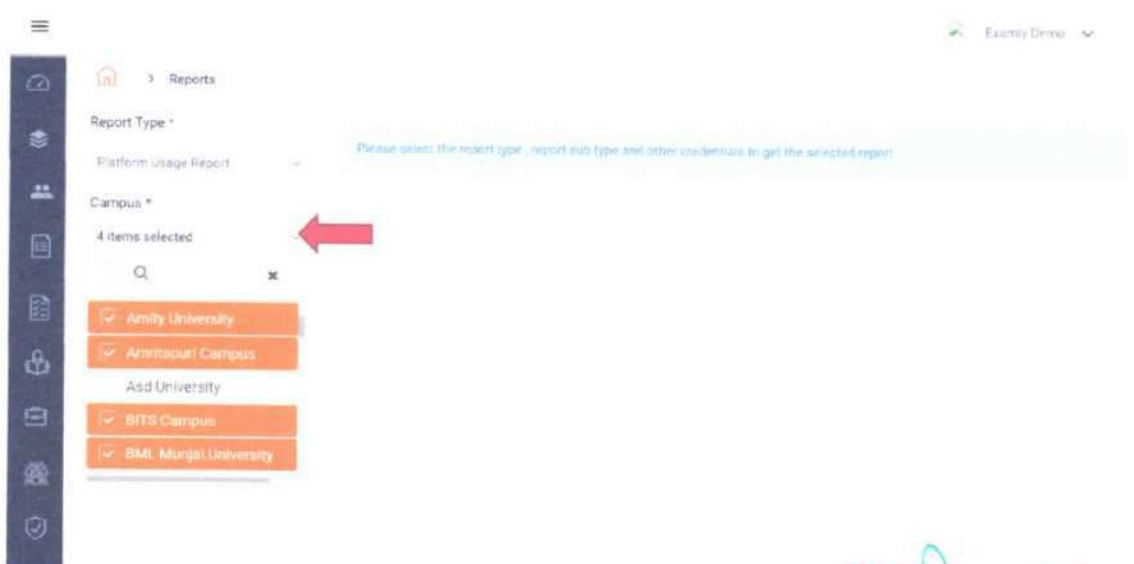
ERODE – 638 052 TAMILNADU

Email : principal@nandhaengg.org Mobile : 73737 12234

Step 2: Under Report Type select "Platform Usage Report"



Step 3: Under "Campus" select one or more campuses from the drop-down menu




PRINCIPAL
Nandha Engineering College
(Autonomous)
Erode - 638 052.



NANDHA ENGINEERING COLLEGE

(AUTONOMOUS)

(Approved by AICTE, New Delhi and Affiliated to Anna University, Chennai)

ERODE – 638 052 TAMILNADU

Email : principal@nandhaengg.org Mobile : 73737 12234

Step 4: Under "Department" select one or more departments

The screenshot shows the 'Reports' section of the application. The 'Department' dropdown menu is open, displaying a list of selected departments: Amritapuri Campus - CSE, Amritapuri Campus - EEE, BITS Campus - admin, BITS Campus - CSE, and Amity University - admin. A red arrow points to this list.

Step 5: Click the "View Report" button

The screenshot shows the 'Platform Usage Report' interface. The 'View Report' button is highlighted with a red arrow. Below the button is a table with the following data:

Campus Name	Batch Name	No of published Courses	No of Unpublished Courses	Total
BITS Campus	2020	191	15	6
Amritapuri Campus	2015-CSE	244	19	81
Amity University	Amity University Demo	179	11	92
BML Munjal University	Batch 2020	102	11	1




PRINCIPAL
Nandha Engineering College
(Autonomous)
Erode 633 052.



NANDHA ENGINEERING COLLEGE

(AUTONOMOUS)

(Approved by AICTE, New Delhi and Affiliated to Anna University, Chennai)

ERODE – 638 052 TAMILNADU

Email : principal@nandhaengg.org Mobile : 73737 12234

Step 6: Once you click the “View Report” button, you will see the following table displayed on the right

Platform Usage Report

Detailed Summary

Course Name #	Batch Name #	No. of Published Courses #	No. of Unpublished Courses #	Total Courses #	Students Count at Unlink Status #	Total Completed Course #	Test Completed Course #	Test Completed Course
BITS Campus	2020	181	18	199	1	2	0	1
Amrtesan Campus	2019-2020	244	19	263	20	61	2	18
Anna University	Anna University-Demo	176	11	187	1	24	8	2
BAL Manja University	Batch 2020	142	11	153	2	1	0	0

Platform Usage Report

Detailed Summary

Batch # #	Total Completed Course #	Test Completed Course #	Unlink Status at Unlink Status #	Deleted Students Test Completed Course #	Deleted Students Test Completed Course #	Deleted Students Test Completed Course #	Deleted Students Test Completed Course #
0	1	1	1	1	0	0	0
2	18	1	1	2	0	0	0
8	2	1	1	1	0	0	0
8	0	0	0	0	0	0	0



[Signature]
PRINCIPAL
Nandha Engineering College
(Autonomous)
Erode - 638 052.



NANDHA ENGINEERING COLLEGE

(AUTONOMOUS)

(Approved by AICTE, New Delhi and Affiliated to Anna University, Chennai)

ERODE – 638 052 TAMILNADU

Email : principal@nandhaengg.org Mobile : 73737 12234

LIBRARY



NANDHA ENGINEERING COLLEGE

(AUTONOMOUS)

(Approved by AICTE, New Delhi and Affiliated to Anna University, Chennai)

ERODE – 638 052 TAMILNADU

Email : principal@nandhaengg.org Mobile : 73737 12234

CERTIFICATE

2006/LC/1

Academic Year :2006 -2007

This is to certify that M/s **NANDHA ENGINEERING COLLEGE**, ERODE-52 is authorized user of the SOFTWARE PRODUCT CampesiLIB The digital Librarian. The necessary application and run-time libraries are installed at Client Machine and it can be further installed in client machines with one existing database server.

NOTE: This License agreement is provided by the company against Purchase order by the Management.

For LogicLaunch Technologies

(S. MuthuKumar)

Proprietor



PRINCIPAL
Nandha Engineering College
(Autonomous)
Erode - 638 052.



NANDHA ENGINEERING COLLEGE

(AUTONOMOUS)

(Approved by AICTE, New Delhi and Affiliated to Anna University, Chennai)

ERODE – 638 052 TAMILNADU

Email : principal@nandhaengg.org Mobile : 73737 12234

EXAMINATION

OPERATIONS MANUAL (Version 1.1)

NOVAPORTAL ERP – eCOE MODULE Version 5.0 FOR AUTOMATION OF THE FUNCTIONS OF COE DEPARTMENT




NANDHA ENGINEERING COLLEGE

Erode - Perundurai, Main Road,
Vaikkaalmedu, Erode, Tamil Nadu 638052

Questions related to this manual

Call eNova at 9345636682, Option 2, OR Open a ticket at help.enovasolutions.com




PRINCIPAL
Nandha Engineering College
(Autonomous)
Erode - 638 052.

CHANGE LOG						
NO	CONTENT REF	DESCRIPTION OF CHANGE	DATE OF CHANGE	REQUESTED BY	UPDATED BY	REVIEWED BY
1.1	3.6	Add Industrial Training/Internship in Masters - Course - Edit- Course requirement (Based on Regulation R17] - 10.3 page no 14)	12-01-2022	Mr. Jegathesan	Mrs. Aswitha	Ms. Suganthi



[Signature]
PRINCIPAL
 Nandha Engineering College
 (Autonomous)
 Erode - 638 052.

Contents

1. College Details	7
1.1 College Type	7
1.2 Basic Details.....	8
1.3 Fee Details	9
1.4 Marks Details	10
1.5 Fee Structure	11
2. Users	12
2.1 Manage Users.....	12
2.2 Manage User Groups	13
3. Masters	14
3.1 Regulations.....	14
3.2 Batches.....	16
3.3 Degrees	17
3.4 Branches.....	18
3.5 Degree – Branches	19
3.6. Courses.....	20
3.6.1 Add Course	21
3.6.2 Course Regulation over Ride Details.....	22
3.6.3 Upload Course.....	23
3.7 Grade Card Report.....	24
3.8 Degree Branch Courses	25
4. Students	26
5. Relative grade.....	29
6. Students Elective	30
7. Students ID Card.....	31
8. Professors.....	32
9. Assessments	33
9.1 Pre Assessment.....	35
9.1.1 Batch – Degree – Branch	35



9.1.2 Students.....	36
9.1.3 Courses.....	37
9.1.4 Generate Exam Application Form.....	39
9.1.5 improvement.....	40
9.1.6 Sem Attendance.....	41
9.1.7 Exam Fee Status.....	42
9.1.8 Condonation Fee.....	43
9.1.9 Export Course Wise Attendance.....	44
9.1.10 Course Wise Attendance.....	45
9.1.11 internal marks.....	46
9.1.13 Internal Marks Approval.....	47
9.1.14 Question Paper Requests.....	48
9.1.15 Evaluation Requests.....	49
9.1.16 Hall Tickets.....	50
9.1.17 Halls.....	51
9.1.18 Time Table.....	52
9.1.19 Reports.....	53
9.1.20 Node Server Process.....	54
9.1.21 Portal CoE Synchronization.....	55
9.2 During Assessment.....	56
9.2.1 Exam Attendance Form.....	56
9.2.2 Exam Attendance Upload.....	57
9.2.3 Practical Papers.....	58
9.2.4 Malpractice.....	59
9.2.5 Upload Dummy Numbers.....	60
9.2.6 Dummy Number Sticker.....	61
9.3 Post Assessment.....	62
9.3.1 External Marks Scanning.....	62
9.3.2 External Marks 1.....	63
9.3.3 External Marks 2.....	64



M. [Signature]
PRINCIPAL
 Nandha Engineering College
 (Autonomous)
 Erode - 638 052.

9.3.4 External Mark Upload	65
9.3.5 Practical External Marks Upload Final.....	66
9.3.6 Bundle Number Details	67
9.3.7 External Marks Approval	68
9.3.8 Moderation Reports.....	69
9.3.9 Special Moderation	70
9.3.10 General Moderation Upload.....	71
9.3.11 Final Year Moderation	72
9.3.12 Assessment Result Publish	73
9.3.13 Revaluation	74
9.3.14 Revaluation with Photocopy Form.....	75
9.3.15 Revaluation Fee Status	76
9.3.16 Get Dummy Number for revaluation	77
9.3.17. Revaluation Mark.....	78
9.3.18 Reports	79
9.3.19 Malpractice Action	80
9.3.20 Assessment Revaluation Result Publish	81
9.3.21 Assessment Student Mark Sheet	82
9.3.22 Close Assessment.....	83
10. Assessment Reports.....	86
11. Rank List	87
12. Rank List CGPA.....	88
13. Contact Us	89



[Handwritten Signature]
PRINCIPAL
 Nandha Engineering College
 (Autonomous)
 Erode - 638 052.

Dashboard



[Handwritten Signature]
PRINCIPAL
 Nandha Engineering College
 (Autonomous)
 Erode - 638 052.

1. College Details

1.1 College Type

College Type

College Type

Tech

Update

Select the college type from the drop down menu & click "Update"




PRINCIPAL
Nandha Engineering College
(Autonomous)
Erode - 638 052.

1.2 Basic Details

College Details

Logo	<input type="text" value="Browse... No file selected"/>	
College code	<input type="text"/>	
College name	<input type="text" value="Nandha Engineering College (Autonomous)"/>	
College address	<input type="text" value="Erode - Perundurai Main Road
Vaikkaalmedu,
Erode - 638052"/>	
Place & Pincode	<input type="text" value="Erode - 638052"/>	
Principal	<input type="text" value="Dr N RENGARAJAN"/>	
Principal signature	<input type="text" value="Browse... No file selected"/>	
Vice principal	<input type="text" value="-"/>	
COE	<input type="text" value="Dr. S Arumugam"/>	
COE signature	<input type="text" value="Browse... No file selected"/>	
Phone number	<input type="text" value="04294-225585"/>	
Fax	<input type="text" value="04294-225585"/>	
E-mail	<input type="text" value="coe@nandhaengg.org"/>	
SMS alert	<input type="text" value="Disable"/>	
Issue Date	<input type="text" value="10-11-2021"/>	
Pass month & Year	<input type="text" value="04-05-2021"/>	

Here, the basic details of college must be filled.

All fields are mandatory. Fill and click 'Update'

The mentioned month and year will be shown in the student mark sheet. Fill the date accordingly.

The date represents the marks sheet issue date.

Once all fields are filled, click 'update'



Principal
PRINCIPAL
 Nandha Engineering College
 (Autonomous)
 Erode - 638 052.

1.3 Fee Details

College Fees

Course Duration Fees

Duration Hours		UG amount	PG amount
0	To 3	200	500
4	To 5	200	500
6	To 7	0	3000
9	To 11	0	0
12	To 16	0	0

General Fees

	UG amount	PG amount
Exam fee differs based on the subject duration hours. The fee can be fixed for UG and PG separately.		
Registration fee	500	800
Photocopy fee	150	150
Library fee	0	0
Arrear Fees - Theory	200	500
Arrear Fees - Practical	200	500
Arrear Fees - Project	200	500
Supplementary Fees	0	0

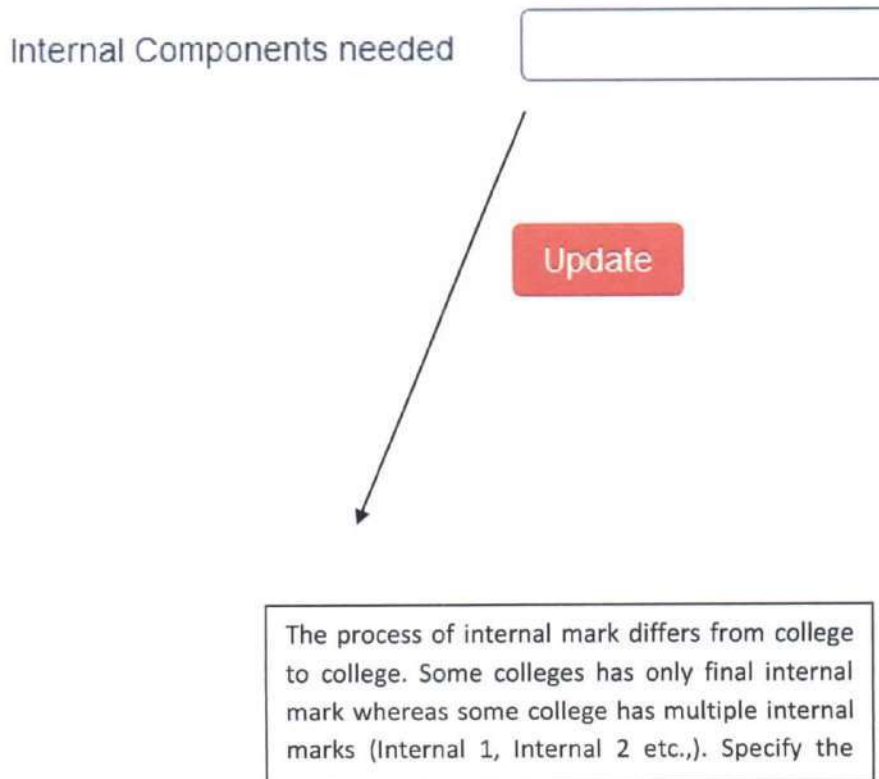
Update


PRINCIPAL
Nandha Engineering College
(Autonomous)
Erode - 638 052.



1.4 Marks Details

Internalmark label



Note: This setting must be finalized before starting the assessment.

Once assessments are closed, the settings cannot be disabled




PRINCIPAL
Nandha Engineering College
(Autonomous)
Erode - 638 052.

1.5 Fee Structure

Fees structure

	Fee Name	Fee amount
Consolidated fee label	Consolidated fee	1000
Provisional fee label	Provisional fee	0
Degree certificate fee label	Degree certificate fee	0
Cost of application label	Registration and Enrollment	500



The fee settings are done here can be modified whenever needed.




PRINCIPAL
 Nandha Engineering College
 (Autonomous)
 Erode - 638 052.

2. Users

2.1 Manage Users

Users [Add user](#) [Delete](#)

Search

<input type="checkbox"/>	Username	Name	Email	User group	status	Last login	Actions
<input type="checkbox"/>	faculty	Faculty Advisers	test@gmail.com	Faculty Advisers	●	14 May 2018 01:34:43 PM	Edit Delete
<input type="checkbox"/>	chiefsuperintendent	Prof Manogaran	manokathir2010@gmail.com	Chief Superintendent	●	03 May 2018 03:47:32 PM	Edit Delete

Add User

First name

Last name

E-mail

User group

Username

Password

Confirm password

Status

[Save](#) [Cancel](#)

Edit User

First name

Last name

E-mail

User group

Username

Password

Confirm password

Status

[Update](#) [Cancel](#)

Delete Confirmation ✕

Are you sure want to delete?

[Delete](#) [Cancel](#)

By clicking this option, you can a new user and assign 'assign group' for granting respective permissions.

Click this to edit the existing user's details




PRINCIPAL
 Nandha Engineering College
 (Autonomous)
 Erode - 638 052.

2.2 Manage User Groups

User Groups

Search

- User group name
- Faculty Advisers
- Chief Superintendent
- Assistant Controller-Finance

User Group Name

Permission	Module	
	Users	
	add users	<input type="checkbox"/>
	edit users	<input type="checkbox"/>
	view users	<input type="checkbox"/>
	practical_attendance_form	<input type="checkbox"/>
	practical_attendance	<input type="checkbox"/>
	manage-practical-external-marks	<input type="checkbox"/>
	Archival_process	
	Archival_process	<input type="checkbox"/>

Actions

Assign name, and click in the check box to select that particular access to assign.

Click this option to add new use group and to assign permissions.

Delete Confirmation ✕

Are you sure want to delete?



PRINCIPAL
 Nandha Engineering College
 (Autonomous)
 Erode - 638 052.

3. Masters

3.1 Regulations

This Regulation page has set of common settings for all the courses. The minimum, maximum internal & external marks, maximum qp mark, condonation ranges can be specified here.

Regulations [Add regulation](#) [Delete](#)

Search:

Regulation year	Regulation code	Actions
<input type="checkbox"/> 2019 - Ph D	R19PHD	Edit View Delete
<input type="checkbox"/> 2019 - UG	R19UG	Edit View Delete

This page is for setting the 'Grade'. Enter marks on the basis of minimum mark to maximum mark and grade points to decide a 'Letter Grade'

Manage Regulation

You are here: [Dashboard](#) > [Regulations](#) > [Manag](#)

Marks From	Marks To	Grade Point From	Grade Point To	Letter Grade
<input type="text" value="50"/>	<input type="text" value="59"/>	<input type="text" value="6.0"/>	<input type="text" value="6.0"/>	<input type="text" value="B"/>
<input type="text" value="60"/>	<input type="text" value="69"/>	<input type="text" value="7.0"/>	<input type="text" value="7.0"/>	<input type="text" value="B+"/>
<input type="text" value="70"/>	<input type="text" value="79"/>	<input type="text" value="8.0"/>	<input type="text" value="8.0"/>	<input type="text" value="A"/>
<input type="text" value="80"/>	<input type="text" value="89"/>	<input type="text" value="9.0"/>	<input type="text" value="9.0"/>	<input type="text" value="A+"/>
<input type="text" value="90"/>	<input type="text" value="100"/>	<input type="text" value="10.0"/>	<input type="text" value="10.0"/>	<input type="text" value="O"/>
<input type="text" value="0"/>	<input type="text" value="49"/>	<input type="text" value="0.0"/>	<input type="text" value="0.0"/>	<input type="text" value="RA"/>
<input type="text" value="0"/>	<input type="text" value="0"/>	<input type="text" value="0.0"/>	<input type="text" value="0.0"/>	<input type="text"/>

[Add](#)

[Update](#) [Cancel](#)




PRINCIPAL
Nandha Engineering College
(Autonomous)
Erode - 638 052.

Add Regulation

Regulation year*	<input type="text"/>	Regulation year*	<input type="text" value="2020"/>
Regulation code*	<input type="text"/>	Regulation code*	<input type="text" value="2020"/>
Minimum Internal*	<input type="text"/>	Minimum Internal*	<input type="text" value="25"/>
Minimum External*	<input type="text"/>	Minimum External*	<input type="text" value="25"/>
Minimum Attendance *	<input type="text"/>	Minimum Attendance *	<input type="text" value="75"/>
Minimum Course Attendance *	<input type="text"/>	Minimum Course Attendance *	<input type="text" value="75"/>
Minimum Total*	<input type="text"/>	Minimum Total*	<input type="text" value="50"/>
Maximum Internal*	<input type="text"/>	Maximum Internal*	<input type="text" value="50"/>
Maximum External*	<input type="text"/>	Maximum External*	<input type="text" value="50"/>
Maximum Total*	<input type="text"/>	Maximum Total*	<input type="text" value="100"/>
Maximum qp marks*	<input type="text"/>	Maximum qp marks*	<input type="text" value="100"/>
Condonation range start UG*	<input type="text"/>	Condonation range start UG*	<input type="text" value="65"/>
Condonation range end UG*	<input type="text"/>	Condonation range end UG*	<input type="text" value="74"/>
Condonation range start PG*	<input type="text"/>	Condonation range start PG*	<input type="text" value="70"/>
Condonation range end PG*	<input type="text"/>	Condonation range end PG*	<input type="text" value="79"/>
Is follow CBCS* <input type="checkbox"/>		Is follow CBCS* <input checked="" type="checkbox"/>	

Student must fulfill the attendance requirement eligibility to give the exam. If the student's attendance falls in the range that specified in "Condonation range start & end" the student can still write the exam, but the fine amount will be added in the application form. Condonation fee amount is specified in Fee Details settings.




PRINCIPAL
Nandha Engineering College
(Autonomous)
Erode - 638 052.

3.2 Batches

This page is for defining the joining year of the students for the respective courses in the batch wise.

Batches

Search

<input type="checkbox"/> Batch year	Batch code	Actions
<input type="checkbox"/> 2020	B20	
<input type="checkbox"/> 2019	B19	

Add batch **Delete**

Delete Confirmation ✕

Are you sure want to delete?

Edit Batch

Add Batch

Batch year*

Batch code*

Passed out arrear fees

Batch year*

Batch code*

Passed out arrear fees

In order to add the new batch code or the year, click this option and do the necessary changes. Once done click 'Update'

In order to edit the batch code or the year, click this option and do the necessary changes. Once done click 'Update'




PRINCIPAL
 Nandha Engineering College
 (Autonomous)
 Erode - 638 052.

3.3 Degrees

This page is to specify the 'number of semesters, degree code and type' for all the programs that are provided by the college

Degrees Add degree Delete

Search:

<input type="checkbox"/> Degree / Program	Number of semesters	Actions
<input type="checkbox"/> B. Tech.	8	
<input type="checkbox"/> M.E.	4	
<input type="checkbox"/> B.E.	8	

Showing 1 to 3 of 3 entries First Previous **1** Next Last

Add Degree

Degree / Program*

Degree type*

Degree code*

Number of semesters*

Save Cancel

To add a new degree, click the option. Set degree code, type and number of semesters

Edit Degree

Degree / Program*

Degree type*

Degree code*

Number of semesters*

Update Cancel

To edit existing degree, click the option. Edit degree code, type and number of semesters



(Signature)
PRINCIPAL
 Nandha Engineering College
 (Autonomous)
 Erode - 638 052.

3.4 Branches

All the fields of study are given a branch name and branch code which can be added and modified in this page.

Branches

Search:

Branch name	Branch code	Actions
<input type="checkbox"/> Information Technology	IT	
<input type="checkbox"/> VLSI Design	VLSI	
<input type="checkbox"/> Science & Humanities	SH	

[Add branch](#) [Delete](#)

To add the new branch and code, click 'add branch' option.

Add Branch

Branch name*

Branch code*

[Save](#) [Cancel](#)

Edit Branch

Branch name*

Branch code*

[Update](#) [Cancel](#)

Click this option to edit the name and code.



3.5 Degree – Branches

The degree and branches that are created in previous settings are associated in these settings. (For example – computer science branch is associated with B.E Degree and Mechanical Engineering branch is associated with M.E degree.

Degree branches

You are here: [Dashboard](#) ▶ Degree branches

Search:

Degree / Program	Actions
B Tech	
M E	
B E	

Showing 1 to 3 of 3 entries

First Previous **1** Next Last

B. Tech.

Regulations*

Batches*

Mechanical Engineering	<input type="checkbox"/> OFF	Credit Points	<input type="text"/>
Electronics and Communication Engineering	<input type="checkbox"/> OFF	Credit Points	<input type="text"/>
Electrical and Electronics Engineering	<input type="checkbox"/> OFF	Credit Points	<input type="text"/>
Computer Science and Engineering	<input type="checkbox"/> OFF	Credit Points	<input type="text"/>
Civil Engineering	<input type="checkbox"/> OFF	Credit Points	<input type="text"/>
Science & Humanities	<input type="checkbox"/> OFF	Credit Points	<input type="text"/>
VLSI Design	<input type="checkbox"/> OFF	Credit Points	<input type="text"/>
Information Technology	<input type="checkbox"/> OFF	Credit Points	<input type="text"/>

To modify the options, click 'manage' and assign the courses and 'save'

Credit Points - Maximum credit point to be achieved by the student for the eligibility of consolidate mark sheet is mentioned here.



PRINCIPAL
Nandha Engineering College
(Autonomous)
Erode - 638 052.

3.6. Courses

Courses

Search

<input type="checkbox"/> Course-Name	Course-Code	Course Type	Course Requirement	Actions
<input type="checkbox"/> Summer Internship	19MCP202	Practical	Core	
<input type="checkbox"/> Computer Aided Design and Manufacturing	16MU420	Theory	Professional Elective	
<input type="checkbox"/> Rapid Prototyping	16MC418	Theory	Professional Elective	
<input type="checkbox"/> Software Testing and Quality Assurance	19CAE709	Theory	Professional Elective	

Code : 19MCP202
Course Name: Summer Internship

Course Type*

Course Requirement*

Name*

Internal Mode

Code* as (Pgh311 or Uw43er)

Qp Code

Number of Credits*

Duration hours*

Syllabus* pdf file only Download Syllabus

Comments

Code : 19MCP202
Course Name: Summer Internship

Regulations*

Minimum Internal*

Minimum External*

Minimum Total*

Maximum Internal*

Maximum External*

Maximum Total*

Maximum qp marks*

This page specifies the course type and course requirement. If there is a need to change the setting, click edit and select from the drop down menu. There are course types – Theory, Practical, Project and Non Academic & course requirement Core, Elective and Non Academic.

Course internal external marks are commonly specified in the “Regulation” settings. If any particular courses have different regulation setting, that can be managed separately here.



PRINCIPAL
Nandha Engineering College
(Autonomous)
Erode - 638 052.

3.6.1 Add Course

In order to add a new course, click 'add course' and update the details and save it. It will automatically show in the course list.

Course Type*	<input type="text"/>
Course Requirement*	<input type="text"/>
Name*	<input type="text"/>
Code*	<input type="text"/> ex : (Pgh311 or Uw43er)
Qp Code	<input type="text"/>
Number of Credits*	<input type="text"/>
Duration hours*	<input type="text"/>
Is without Dummy number	<input type="checkbox"/>
Is Relative Garde	<input type="checkbox"/>
Syllabus*	<input type="text" value="Choose File No file chosen"/> pdf file only
Comments	<input type="text"/>
	<input type="button" value="Save"/> <input type="button" value="Cancel"/>




PRINCIPAL
Nandha Engineering College
(Autonomous)
Erode - 638 052.

3.6.2 Course Regulation over Ride Details

Course regulation override details

X

Courses
Update course regulation override

Search:

Course_Code	Regulation	Min_internal	Min_external	Min_tot	Max_internal	Max_external	Max_tot	Max_qp_marks	Action
EE6365	2017	10	10	10	10	40	50	40	
CP5411	2017	0	50	50	20	80	100	100	
ME8811	2017	0	45	50	20	80	100	100	
EC8811	2017	0	45	50	20	80	100	100	
EE8811	2017	0	45	50	20	80	100	100	
CS8811	2017	0	45	50	20	80	100	100	
CE8811	2017	0	45	50	20	80	100	100	
20MV1L2	PG 2020	0	25	50	50	50	100	100	
20MV1L1	PG 2020	0	25	50	50	50	100	100	
20MC1L3	PG 2020	0	25	50	50	50	100	100	

Showing 1 to 10 of 62 entries

First
Previous
1
2
3
4
5
Next
Last

Course Regulation

Courses*

Regulations*

Update
Cancel

The over ridden regulations are found here.

By clicking this we can update over ride details



PRINCIPAL
 Nandha Engineering College
 (Autonomous)
 Erode - 638 052.

3.6.3 Upload Course

Upload course

File Excel (.xls) file only

Comments



Instead of entering all the courses manually, here there is an option to upload the entire course list in a excel format. Click 'upload course' then 'choose file' and upload it.




PRINCIPAL
Nandha Engineering College
(Autonomous)
Erode - 638 052.

3.7 Grade Card Report



Nandha Engineering College (Autonomous)
Erode - 638052

GRADE CARD WISE COURSE DETAILS

BATCH CODE : 2013 UG		PROG CODE :UG - CSE			B.E - Computer Science and Engineering								
S NO	COURSE CODE	COURSE NAME	Type	PART	SEM	CRE	MININT	MINEXT	MINTOT	MAXINT	MAXEXT	MAXTOT	DURATION
1	13GE101	English for Engineers - I	Core		1	4.00	0	34	50	25	75	100	3
2	13GE102	Engineering Mathematics - I	Core		1	4.00	0	34	50	25	75	100	3
3	13GE103	Engineering Physics - I	Core		1	3.00	0	0	50	100	0	100	3
4	13GE104	Engineering Chemistry	Core		1	3.00	0	34	50	25	75	100	3
5	13GE105	Engineering Graphics	Core		1	4.00	0	34	50	25	75	100	3
6	13GE111	Physics and Chemistry Laboratory - I	Core		1	2.00	0	23	50	50	50	100	3
7	13GE112	Engineering Practices Laboratory	Core		1	2.00	0	23	50	50	50	100	3
8	13CS101	Problem Solving and C Programming	Core		1	3.00	0	34	50	25	75	100	3
9	13CS111	Computer Programming Laboratory	Core		1	2.00	0	23	50	50	50	100	3
TOTAL						27	0	239	450	375	525	900	27
GRAND TOTAL						27	0	239	450	375	525	900	27
10	13GE201	English for Engineers - II	Core		2	4.00	0	34	50	25	75	100	3
11	13GE202	Engineering Mathematics - II	Core		2	4.00	0	34	50	25	75	100	3
12	13GE203	Engineering Physics - II	Core		2	3.00	0	34	50	25	75	100	3
13	13GE204	Environmental Science and Engineering	Core		2	3.00	0	34	50	25	75	100	3
14	13CS201	Data Structures	Core		2	3.00	0	34	50	25	75	100	3
15	13EC202	Digital Principles and System Design	Core		2	3.00	0	34	50	25	75	100	3
16	13GE211	Physics and Chemistry Laboratory - II	Core		2	2.00	0	23	50	50	50	100	3
17	13CS212	Data Structures Laboratory	Core		2	2.00	0	23	50	50	50	100	3
18	13EC212	Digital Laboratory	Core		2	2.00	0	23	50	50	50	100	3
TOTAL						26	0	273	450	300	600	900	27
GRAND TOTAL						53	0	512	900	675	1125	1800	54

Click this option to download the grade card report.



MA
PRINCIPAL
Nandha Engineering College
(Autonomous)
Erode - 638 052.

3.8 Degree Branch Courses

Degree branch courses

Search

Degree-Branch

B.Tech - Artificial Intelligence and Data Science

M.C.A - Master of Computer Applications

Regulation

2017 UG

2017 PG R

Actions



Degree: B.Tech
Branch: Artificial Intelligence and Data Science

Associate courses

Semester - 1

Course Name	Course Code	Course Type	Course Requirement	Is Avail inside the assessment?	Action
Professional English - I	17EYA01	Embedded TL	Core	<input checked="" type="checkbox"/>	
Calculus and Solid Geometry	17MYB01	Theory	Core	<input checked="" type="checkbox"/>	
Physics for Computer Engineers	17PYB02	Embedded TL	Core	<input checked="" type="checkbox"/>	
Environmental Science	17CYB03	Theory	Core	<input checked="" type="checkbox"/>	
Python Programming	17CSC02	Theory	Core	<input checked="" type="checkbox"/>	
Python Programming Laboratory	17CSP02	Practical	Core	<input checked="" type="checkbox"/>	
Engineering Graphics Laboratory	17MEP01	Practical	Core	<input checked="" type="checkbox"/>	
Personal values	17GEP01	Practical	Non Academic	<input checked="" type="checkbox"/>	

Search courses and add associate to semester - 1

Semester - 2

Semester - 3

Semester - 4

Semester - 5

Semester - 6

 **Nandha Engineering College (Autonomous)**
Erode - 638052
B.Tech - Artificial Intelligence and Data Science
SEMESTER WISE COURSE DETAILS

S.No	Semester number : 1	
1	Environmental Science	17CYB03
2	Python Programming	17CSC02
3	Professional English - I	17EYA01
4	Calculus and Solid Geometry	17MYB01
5	Physics for Computer Engineers	17PYB02
6	Personal Values	17GEP01
7	Engineering Graphics Laboratory	17MEP01
8	Python Programming Laboratory	17CSP02

The information contained in this document is confidential, privileged and only for the information of the Nandha Engineering College and may not be used, published or redistributed without the prior written consent of eNova Software and Hardware Solutions Pvt Ltd - Manual Ver 1.1, eCOE Module Ver 5.0




PRINCIPAL
Nandha Engineering College
(Autonomous)
Erode - 638 052.

4. Students

The screenshot shows the 'Students' management interface. At the top, there are six red buttons: 'Add student', 'Get Degree Branch Name', 'Upload Students', 'Upload Students Photos', 'Export Students', and 'Select Elective'. Below these buttons is a table of student records. The table has columns for Roll Number, Name, Regulation, Batch, Degree-Branch, Status, Current sem, Mark Sheet, and Actions. One student record is visible: Roll Number 20CE531, Name PULEN GAB, Regulation 2019 - UG, Batch 2020, Degree-Branch B E - Civil Engineering, Status Lateral Entry, Current sem 3, and Mark Sheet -. The 'Actions' column contains two pencil icons. Callout boxes with arrows point to each of the six buttons, providing instructions on their functions. Below the table, there are two 'Students upload' forms. The first form has a 'File' field with a 'Browse...' button and 'No file selected' text, and a 'Comments' text area. The second form has a 'Student Image*' field with a 'Browse...' button and 'No files selected' text, and a 'Comments' text area with the text 'PLEASE UPLOAD THE IMAGES WITH STUDENTS REGISTER NUMBER'. Both forms have 'Save' and 'Cancel' buttons.

Roll Number	Name	Regulation	Batch	Degree-Branch	Status	Current sem	Mark Sheet	Actions
20CE531	PULEN GAB	2019 - UG	2020	B E - Civil Engineering	Lateral Entry	3	-	[Pencil Icon]



Nandha
PRINCIPAL
 Nandha Engineering College
 (Autonomous)
 Erode - 638 052.

Students

[Add student](#) [Get Degree Branch Name](#) [Upload Students](#) [Upload Students Photos](#) [Export Students](#) [Select Elective](#)

Search

Students Export

Regulation year*

Batch

Degree Branch

Status*

[Export excel](#) [Cancel](#)

Select Elective

Regulation year*

Batch

Degree Branch

[Export excel](#) [Cancel](#)

[Upload Students Elective Papers](#)



[Signature]
PRINCIPAL
Nandha Engineering College
(Autonomous)
Erode - 638 052.

Students

- Add student
- Get Degree Branch Name
- Upload Students
- Upload Students Photos
- Export Students
- Select Elective

Search:

This option is used to add the student details. Fill all the fields including mandatory fields and click 'save' to add a new student.

Add Student

Regulation*	<input type="text"/>	Country*	<input type="text"/>
Batch*	<input type="text"/>	State*	<input type="text"/>
Degree Branch*	<input type="text"/>	City*	<input type="text"/>
Roll Number / Register Number*	<input type="text"/>	Pincode*	<input type="text"/>
First name*	<input type="text"/>	Address1*	<input type="text"/>
Last name*	<input type="text"/>	Student Image*	<input type="text" value="Browse... No file selected"/> <small>jpg file only</small>
Gender* <input type="radio"/> Male <input type="radio"/> Female		First graduate* <input type="radio"/> Yes <input type="radio"/> No	
Date of birth*	<input type="text"/>	Quota*	<input type="text"/>
Status*	<input type="text"/>	Medium of instruction*	<input type="text"/>
Parent name*	<input type="text"/>	Social status*	<input type="text"/>
Parent Phone	<input type="text"/>	Date of join*	<input type="text"/>
Guardian name	<input type="text"/>	Address2	<input type="text"/>
Parents income* per annum	<input type="text"/>	Phone	<input type="text"/>
Blood Group	<input type="text"/>	Mobile	<input type="text"/>
Community*	<input type="text"/>	Email	<input type="text"/>
Religion*	<input type="text"/>		



PRINCIPAL
Nandha Engineering College
(Autonomous)
Erode - 638 052.

5. Relative grade

Relative Grade

Search

Add Relative Grade Delete

	Regulation	Batch	Degree Branch	Course code	Course Name	Actions
<input type="checkbox"/>	2017 UG	2020	B.E - Bio Medical Engineering	17GEP02	Interpersonal Values	
<input type="checkbox"/>	2017 UG	2020	B.Tech - Chemical Engineering	17GEP02	Interpersonal Values	
<input type="checkbox"/>	2017 UG	2020	B.Tech - Information Technology	17GEP02	Interpersonal Values	
<input type="checkbox"/>	2017 UG	2020	B.E - Agriculture Engineering	17GEP02	Interpersonal Values	

Relative Grade

Fields marked with asterisk () are mandatory

Regulation:

Batch:

Degree:


Degree Branch:

Relative grade courses:

Assessment Name:

Marks From	Marks To	Relative Grade	Comments
<input type="text"/>	<input type="text"/>	<input type="text"/>	<input type="text"/>
<input type="text"/>	<input type="text"/>	<input type="text"/>	<input type="text"/>
<input type="text"/>	<input type="text"/>	<input type="text"/>	<input type="text"/>
<input type="text"/>	<input type="text"/>	<input type="text"/>	<input type="text"/>

Save Cancel



PRINCIPAL
 Nandha Engineering College
 (Autonomous)
 Erode - 638 052.

6. Students Elective

Students Elective

You are here: [Dashboard](#) ▶ [Students Elective](#)

Students Elective

Search

Degree/Branch

- B E - Civil Engineering
- B E - Computer Science and Engineering
- B E - Electrical and Electronics Engineering

Regulation

- 2017
- 2017
- 2017

Batch

- 2018
- 2018
- 2018

Actions

-
-
-
-

Manage Students Elective

Degree: B.E.
Branch: Civil Engineering

Register number	Name
730218103001	ABDUL BASITH K.
730218103003	DANISH C
730218103004	FATHIMA T P
730218103005	MOHAMED MAHASIN M
730218103006	MOHAMED NOORUL AMEEN M H
730218103007	MOHAMMED ALI M
730218103009	POOLJA M
730218103011	SIBIL BABU I

You are here: [Dashboard](#) ▶ [Students Elective](#) ▶ [Manage](#)

Elective 1 ([Check All](#))

(:E001 / Elective)

-
-
-
-
-
-
-
-

This option shows the consolidated mark details of all the students. Click and download.



This option shows the mark details of all the students. Click and download.

S.No	Register.#	Name of I	Sex	Part - I	Lar Out of 600	Class Awa	CGPA	For the use of COE (BU) Office
1	20MEL000	ABARNA S	Female	Tamil	505	I	8.364	
2	20MEL000	MENAKA I	Female	Tamil	501	I	8.282	
3	20MEL000	RITHICK R	Female	Tamil	464	I	7.627	
4	20MEL000	SHILPA N	Female	Tamil	510	I	8.436	
5	20MEL000	SHRUTHI E	Female	Tamil	511	I	8.445	

The information contained in this document is confidential, privileged and only for the information of the Nandha Engineering College and may not be used, published or redistributed without the prior written consent of eNova Software and Hardware Solutions Pvt Ltd - Manual Ver 1.1, eCOE Module Ver 5.0



PRINCIPAL
Nandha Engineering College
(Autonomous)
Frode - 638 052.

7. Students ID Card

Students ID card

You are here: [Dashboard](#) » [Students ID card](#)

Search:

Degree name	Regulation year	Batch year	Actions
B Tech - Artificial Intelligence and Data Science	2017 UG	2017	Download
B Tech - Artificial Intelligence and Data Science	2017 UG	2018	Download
B Tech - Artificial Intelligence and Data Science	2017 UG	2019	Download
B Tech - Artificial Intelligence and Data Science	2017 UG	2020	Download
B Tech - Artificial Intelligence and Data Science	2017 UG	2021	Download

This option is used to download the students id card. Click on the respective degree branch, regulation year and batch year to download the students id cards in Pdf format.




PRINCIPAL
Nandha Engineering College
(Autonomous)
Erode - 638 052.

8. Professors

Professors

Add professor

Delete

Search

<input type="checkbox"/>	Name	Type	City	Invigilator	Evaluator	QP setter	Actions
<input type="checkbox"/>	PACHANIUELU R	External	TIRUCHENGODE		Evaluator	QP setter	 

Edit Professor

First name*
 Last name*
 Gender* Male Female
 Type*
 Specialization*
 Evaluator*
 Invigilator*
 QP setter*
 Country*
 State*
 City*
 Distance (Km)*
 Pincode*
 College Address*
 Residence Address*
 Phone*
 Mobile*
 Email*
 Comments*
 Status*



9. Assessments

Assessments

You are here: [Dashboard](#) > [Assessments](#)

Add assessment

Search

Name	Title	Period Start	Period End	Action
MARCH-20212	MARCH-20212	24-10-2021	30-11-2021	
MARCH-2021	MARCH 2021	01-10-2021	30-10-2021	

Click this option to change or modify the existing assessment →

Click this option to add new assessment, fill all mandatory fields →

Edit assessment

Name*

Assessment Title*

Assessment Type*

Period Start*

Period End*

Add assessment

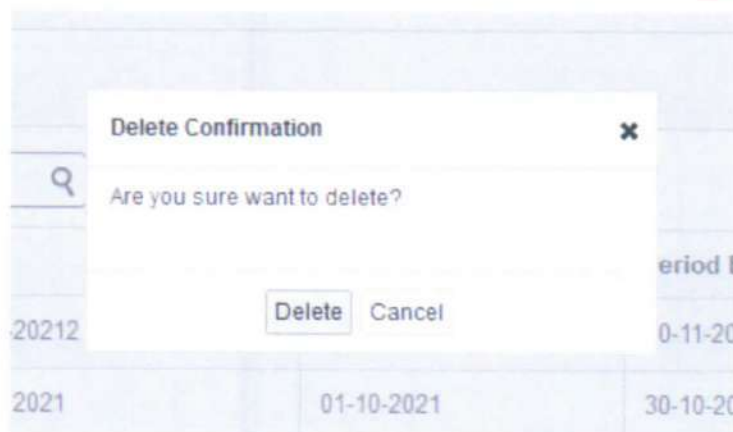
Name*

Assessment Title*

Assessment Type*

Period Start*

Period End*



PRINCIPAL
Nandha Engineering College
(Autonomous)
Erode - 638 052.

Assessments

Add assessment

Search

Name	Title	Period Start	Period End	Action	Closed view
MARCH-20212	MARCH-20212	24-10-2021	30-11-2021	  	Active



This option is to manage the assessments. When this option is clicked it shows there types of assignments.

PRE ASSESSMENT

DURING ASSESSMENT

POST ASSESSMENT

- Batch-Degree-Branch
- Students
- Courses
- Generale exam applications forms
- improvement
- Sem attendance
- Exam fees status
- Condonation fees status
- Export Course wise attendance
- Course wise attendance
- Internal marks
- Upload Redo improve marks
- Internal marks approval
- Question paper requests
- Evaluation requests
- Hall tickets
- Halls
- Timetable
- Reports
- Node server process
- Portal-CoE Synchronization

PRE ASSESSMENT

DURING ASSESSMENT

POST ASSESSMENT

- Exam attendance Form
- Exam attendance upload
- Practical papers
- Malpractice
- Upload dummy numbers
- Dummy number sticker

PRE ASSESSMENT

DURING ASSESSMENT

POST ASSESSMENT

- External Mark Entry - Scanning
- External marks 1
- External marks 2
- External marks Upload
- Practical External marks Upload final
- Bundle number details
- External marks approval
- Moderation reports
- Special moderation
- General moderation upload
- Final Year moderation
- Assessment result publish
- Revaluation
- Revaluation with photocopy form
- Revaluation fees status
- Get dummy number for revaluation
- Revaluation mark
- Reports
- Malpractice Action
- Assessment revaluation result publish
- Assessment students mark sheet




PRINCIPAL
 Nandha Engineering College
 (Autonomous)
 Erode - 638 052.

9.1 Pre Assessment

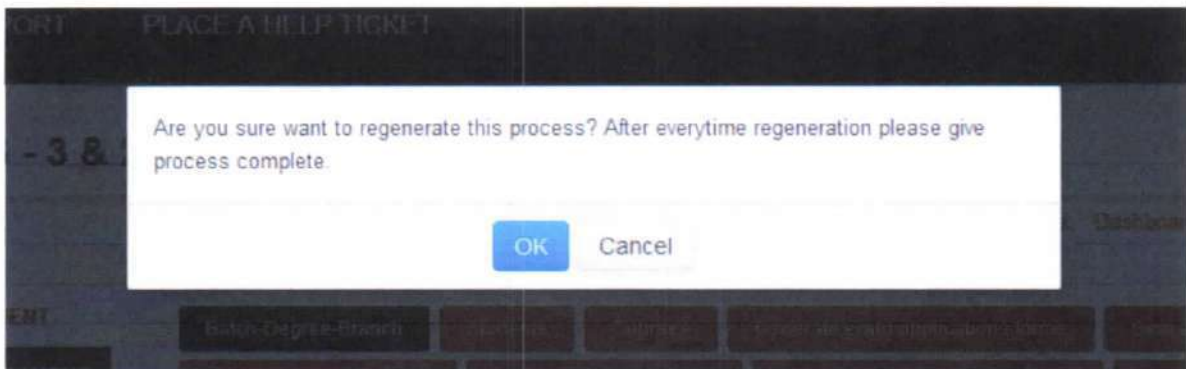
9.1.1 Batch – Degree – Branch

Batch Degree Branch List Regenerate

Search:

<input type="checkbox"/>	Regulation	Batch	Degree Branch	Semester number
<input type="checkbox"/>	2019 - PG	2020	MCA - Master of Computer Applications	3
<input type="checkbox"/>	2019 - PG	2020	MBA - Master of Business Administration	3
<input type="checkbox"/>	2019 - PG	2020	M E - Computer Science and Engineering	3

Student those are about to give the assessment are available here according to the branch and regulation wise.




PRINCIPAL
Nandha Engineering College
(Autonomous)
Erode - 638 052.

9.1.2 Students

Generate list of students to be assessed

Students List

Add student

Search

Register Number	Name	Regulation	Batch	Degree Branch	Actions
19BA806	ANAND V	2019 - PG	2019	MBA - Master of Business Administration	
19BA809	ARATHI KP	2019 - PG	2019	MBA - Master of Business Administration	
19BA823	DHARANI DHARAN R	2019 - PG	2019	MBA - Master of Business Administration	
19BA825	DHIVYA R	2019 - PG	2019	MBA - Master of Business Administration	
19BA833	GIRIJA A	2019 - PG	2019	MBA - Master of Business Administration	
19BA854	KIRUTHIKA S	2019 - PG	2019	MBA - Master of Business Administration	

Students are listed here according to the branch degree branch which was previously added.

Regulation	Batch
INDIAS	2017
MUSH/	2017
SAMAT	2017
AKKAR	2017
AKKER SITHIK ALI A	2017

Delete Confirmation

Are you sure want to delete?

Delete Cancel



PRINCIPAL
Nandha Engineering College
(Autonomous)
Erode - 638 052.

9.1.3 Courses

Generate list of 'Arrear' courses to be assessed

Upload CBCS Data

2020 - PG - 3 & 2020 MCA - 5 & PO - PG

Course List

Upload Online Course Details

Search

Register number	Name	Regulation	Batch	Degree branch	Course code	Course Name	Sem No	Regular/Arrear	Actions
730218114701	SOWMIYA Y	2017	2018	B E - Mechanical Engineering	GE6151	Computer Programming	1	Arrear	
730218114701	SOWMIYA Y	2017	2018	B E - Mechanical Engineering	CY6151	Engineering Chemistry - I	1	Arrear	
730218114701	SOWMIYA Y	2017	2018	B E - Mechanical Engineering	PH6151	Engineering Physics - I	1	Arrear	
730218114701	SOWMIYA Y	2017	2018	B E - Mechanical Engineering	GE6253	Engineering Mechanics	2	Arrear	

Every student is uploaded with their respective courses.

This option is used to edit the existing course details of the student

Please set the appropriate status for the following course

Status

Register Number

Name

Regulation

Batch

Degree Branch

Course Code

Course

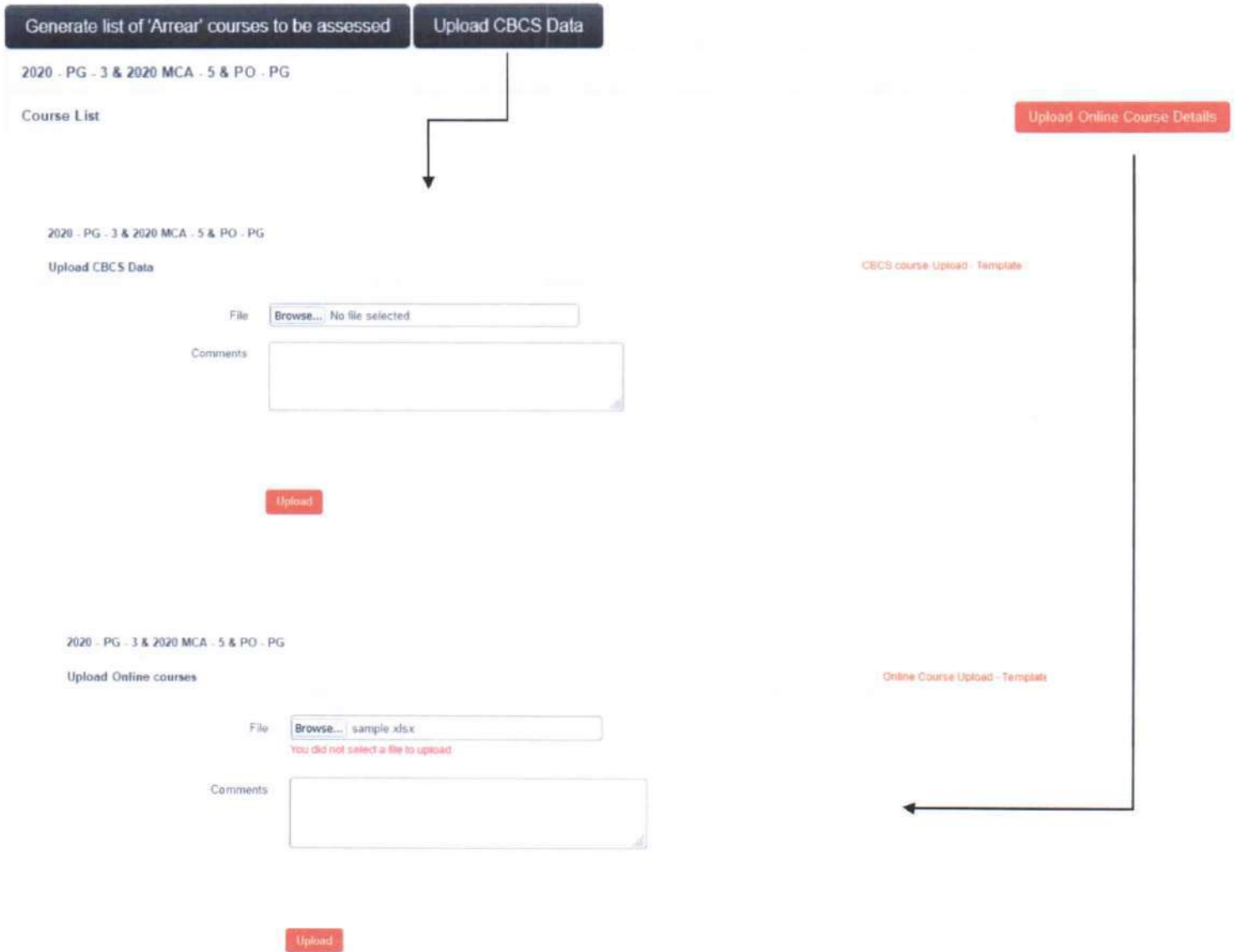
Save

Cancel

The information contained in this document is confidential, privileged and only for the information of the Nandha Engineering College and may not be used, published or redistributed without the prior written consent of eNova Software and Hardware Solutions Pvt Ltd - Manual Ver 1.1, eCOE Module Ver 5.0



PRINCIPAL
 Nandha Engineering College
 (Autonomous)
 Erode - 638 052.




PRINCIPAL
Nandha Engineering College
(Autonomous)
Erode - 638 052.

9.1.4 Generate Exam Application Form

Exam application

Search:

<input type="checkbox"/>	Regulation	Batch	Degree Branch	Actions
<input type="checkbox"/>	2019 - PG	2019	M.E - Structural Engineering	
<input type="checkbox"/>	2019 - PG	2019	MBA - Master of Business Administration	
<input type="checkbox"/>	2019 - PG	2020	M.E - Structural Engineering	



SNS COLLEGE OF TECHNOLOGY (Autonomous)
641035
OFFICE OF THE CONTROLLER OF EXAMINATIONS
Abstract of Registration & Fees Collection - Examination - Nov / Dec-2021

All the fees details for the respective course are available here for download.

Name : Ranjith K
Register No : 19SE808
Regulation : 2019
Batch : 2019
Degree-Branch : M.E - Structural Engineering

Sem#	Course code	Title	Qp code	Amount
1	19SET602	Matrix Methods of Structural Analysis	19SET602	Rs 500.00
1	19SET604	Research Methodology and IPR	19SET604	Rs 500.00
3	19SEE712	Special Concrete	19SEE712	Rs 500.00
		Statement of marks fee :		Rs 200.00
				Rs 1700.00

Improvement Fees :	Rs _____
Other fees (if any) :	Rs _____
Grand Total	Rs _____

Signature of the candidate

Signature of the HOD




Nandha Engineering College
(Autonomous)
Erode 638 052.

9.1.5 improvement

Improvement : Batch-Degree-Branch List

Search:

Regulation	Batch	Degree Branch	Actions
2017 UG	2017	B E - Civil Engineering	
2017 PG	2017	MBA - Master of Business Administration	
2017 UG	2017	B E - Electronics and Communication Engineering	
2017 UG	2017	B Tech - Information Technology	
2017 PG	2017	MCA - Master of Computer Applications	

Degree : B.E

Branch : Civil Engineering

Search:

Register Number	Name	Current Semester	Actions
17CE002	ATHUL S KUMAR	Passed Out	
17CE015	JAYAKUMAR A V	Passed Out	
17CE031	NICKSON N DYAS	Passed Out	




PRINCIPAL
 Nandha Engineering College
 (Autonomous)
 Erode - 638 052.

9.1.6 Sem Attendance

Sem Attendance

Search:

<input type="checkbox"/>	Regulation	Batch	Degree Branch
<input type="checkbox"/>	PG 2020	2020	M.E. - VLSI Design
<input type="checkbox"/>	PG 2020	2020	M.E. - Computer Science and Engineering
<input type="checkbox"/>	UG 2020	2020	B. Tech. - Information Technology

Notes Upload sem attendance

'Notes' information is for staff reference only.

This option is used to upload the attendance manually.

	A	B	C	D	E
1	Unique Id	Degree Branch	Register Number	Name	Attendance
2	2330	M.E. - VLSI Design	730220419001	MOHAMED SATHAR JAFFAR SADIQ . A	97
3	2331	M.E. - VLSI Design	730220419002	SUDHA . S	94
4					
5					

Regulation : PG 2020
Batch : 2020
Degree : M.E. - VLSI Design

Register No	Name	Attendance - Saved Successfully !!!
730220419001	MOHAMED SATHAR JAFFAR SADIQ A	<input type="text" value="97"/>
730220419002	SUDHA S	<input type="text" value="94"/>

Save
Cancel

Sem attendance

File:

Comments:

Update
Cancel

This is a form base entry, when this option is clicked; it lists out the students with their respective attendance



PRINCIPAL
 Nandha Engineering College
 (Autonomous)
 Erode - 638 052.

9.1.7 Exam Fee Status

After cross checking the receipt of the fees manually by the respective staff, approve here.

Students List

Search

<input type="checkbox"/>	Regulation	Batch	Degree Branch	Actions
<input type="checkbox"/>	2017	2017	B.E - Mechanical Engineering	
<input type="checkbox"/>	2017	2017	B.E - Electronics and Communication Engineering	
<input type="checkbox"/>	2017	2017	B.E - Electrical and Electronics Engineering	
<input type="checkbox"/>	2017	2017	B.E - Computer Science and Engineering	

Regulation: 2017
 Batch : 2017
 Degree : B.E
 Branch : Mechanical Engineering

Register number	Name	Receipt number	Amount	Paid status (CheckAll)
730217114001	ABDUL INDIAS A	<input type="text"/>	3450.00	<input type="checkbox"/> <input checked="" type="checkbox"/>
730217114009	ANWAR JAMAN S	<input type="text"/>	3450.00	<input checked="" type="checkbox"/> <input type="checkbox"/>





 PRINCIPAL
 Nandha Engineering College
 (Autonomous)

9.1.8 Condonation Fee

Students List

Search 

<input type="checkbox"/>	Regulation	Batch	Degree Branch	Actions
<input type="checkbox"/>	2015 - UG	2015	B E - Civil Engineering	
<input type="checkbox"/>	2015 - UG	2015	B E - Electronics and Communication Engineering	
<input type="checkbox"/>	2015 - UG	2015	B E - Mechanical Engineering	
<input type="checkbox"/>	2015 - UG	2015	B E - Automobile Engineering	
<input type="checkbox"/>	2016 - UG	2018	B E - Mechatronics Engineering	



Here, the condonation fee status of students are available according to degree branch.




PRINCIPAL
Nandha Engineering College
(Autonomous)
Erode - 638 052.

9.1.9 Export Course Wise Attendance

Export Course Wise Attendance List Upload course wise attendance

Search

<input type="checkbox"/>	Regulation	Batch	Degree Branch	Semester number	Actions
<input type="checkbox"/>	2017 UG	2015	B E - Agriculture Engineering	5	
<input type="checkbox"/>	2017 UG	2020	B E - Electrical and Electronics Engineering	3	
<input type="checkbox"/>	2017 UG	2020	B E - Electronics and Communication Engineering	3	

Export Course Wise Attendance

File

 No file chosen

You did not select a file to upload.

Comments




PRINCIPAL
Nandha Engineering College
(Autonomous)
Erode - 638 052.

9.1.10 Course Wise Attendance

Course wise attendance

Search:

Regulation	Batch	Degree - Branch	Course Code	Course Name	Actions
2019 - PG	2020	M.E - Structural Engineering	19TEOT03	Logistics and Supply Chain Management	
2019 - PG	2020	M.E - Structural Engineering	19SET701	ASeismic Design of Structures	
2019 - PG	2020	M.E - Structural Engineering	19SEP702	Project Work Phase-I	
2019 - PG	2020	M.E - Structural Engineering	19SEE712	Special Concrete	

Regulation : 2019 - PG
 Batch : 2020
 Degree : M.E - Structural Engineering
 Semester : 3
 Course Code : 19TEOT03
 Course Name : Logistics and Supply Chain Management

Register No	Name	Attendance Percentage
18SE011	PRADEEP S	<input type="text" value="0"/>
20SE801	Ajitha K.	<input type="text" value="0"/>
20SE802	Devaraj N	<input type="text" value="0"/>
20SE803	Jawahar Sotaippan L	<input type="text" value="0"/>
20SE804	Kishore M	<input type="text" value="0"/>
20SE805	Lokesh M	<input type="text" value="0"/>
20SE806	Manita Anjaly	<input type="text" value="0"/>
20SE807	MD Mubarak A K	<input type="text" value="0"/>
20SE808	Nandhini S	<input type="text" value="0"/>
20SE809	Saravanan R	<input type="text" value="0"/>

Students listed in sem attendance is shown here and click this option to make the attendance entry.





9.1.11 internal marks

Internal Mark List

Search: Degree Branch:

Regulation: Batch:

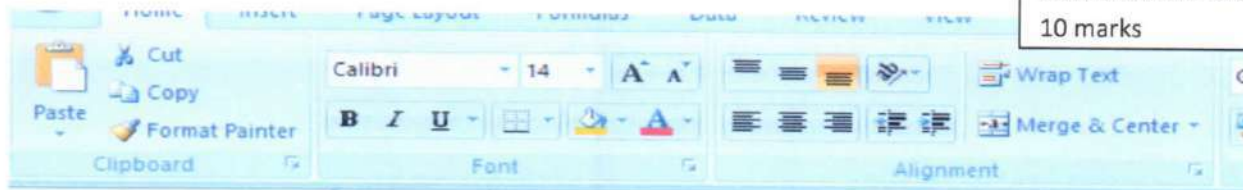
Regulation	Batch	Degree - Branch	Course Code	Course Name	Actions
2017	2019	M E - Computer Science and Engineering	CP5411	Project Work Phase – II	 

Showing 1 to 1 of 1 entries

First Previous **1** Next Last

Click this option to export the marks

Click this option to export the marks that are below 10 marks



	A	B	C	D
1	Degree Branch	Register Numbe Name		Internal mark
2	M.E - Computer Science and Engineering	7.30219E+11 ARULMOZHI S		20
3				
4				
5				
6				
7				



N. Jeyapalan
PRINCIPAL
 Nandha Engineering College
 (Autonomous)
 Erode - 632 015

9.1.13 Internal Marks Approval

Internal Mark List

Search: 

Regulation	Batch	Degree - Branch	Course Code	Course Name	Approval By
2017	2019	M.E - Computer Science and Engineering	CP5411	Project Work Phase – II	

Showing 1 to 1 of 1 entries

First Previous **1** Next Last



Approve the internal marks once it's uploaded.











PRINCIPAL
Nandha Engineering College
(Autonomous)
Erode - 638 052

9.1.14 Question Paper Requests

Question paper request list

Search

Regulation	Course Code	Course Name	Professor	Accepted	Qp generated	Scheme of valuation	Actions
2017 PG	17BAP02	Personal & Professional Ethics		<input checked="" type="checkbox"/>	<input checked="" type="checkbox"/>	<input checked="" type="checkbox"/>	
2017 PG	17STX10	Maintenance and Rehabilitation of Structures		<input checked="" type="checkbox"/>	<input checked="" type="checkbox"/>	<input checked="" type="checkbox"/>	
2017 PG	17STE01	Technical Seminar - I		<input checked="" type="checkbox"/>	<input checked="" type="checkbox"/>	<input checked="" type="checkbox"/>	
2017 PG	17STC01	Advanced Structural Engineering Laboratory		<input checked="" type="checkbox"/>	<input checked="" type="checkbox"/>	<input checked="" type="checkbox"/>	
2017 PG	17STB04	Advanced Concrete Technology		<input checked="" type="checkbox"/>	<input checked="" type="checkbox"/>	<input checked="" type="checkbox"/>	
2017 PG	17STB03	Applied Elasticity and Plasticity		<input checked="" type="checkbox"/>	<input checked="" type="checkbox"/>	<input checked="" type="checkbox"/>	
2017 PG	17STB01	Advanced Reinforced Concrete Structures		<input checked="" type="checkbox"/>	<input checked="" type="checkbox"/>	<input checked="" type="checkbox"/>	

Personal & Professional Ethics - 17BAP02

Thirumorthy A

Syllabus [View](#)

Last date

Accepted

Qp generated

Scheme of valuation




PRINCIPAL
 Nandha Engineering College
 (Autonomous)
 Erode - 638 052.

9.1.15 Evaluation Requests

Evaluation request list

Search:

Regulation	Course code	Course name	Professor	No.of papers	Accepted	Actions
2017 PG	17BAP02	Personal & Professional Ethics			<input type="checkbox"/>	<input type="button" value="⋮"/>
2017 PG	17STX10	Maintenance and Rehabilitation of Structures			<input type="checkbox"/>	<input type="button" value="⋮"/>
2017 PG	17STE01	Technical Seminar - I			<input type="checkbox"/>	<input type="button" value="⋮"/>
2017 PG	17STC01	Advanced Structural Engineering Laboratory			<input type="checkbox"/>	<input type="button" value="⋮"/>
2017 PG	17STB04	Advanced Concrete Technology			<input type="checkbox"/>	<input type="button" value="⋮"/>
2017 PG	17STB03	Applied Elasticity and Plasticity			<input type="checkbox"/>	<input type="button" value="⋮"/>

Personal & Professional Ethics (17BAP02)

Thirumoorthy A

No. of papers

Last date

Accepted




PRINCIPAL
 Nandha Engineering College
 (Autonomous)
 Erode - 638 052.

9.1.16 Hall Tickets

Hall ticket

Search:




Regulation	Batch	Degree Branch	Actions
2017	2019	M.E - Computer Science and Engineering	

Showing 1 to 1 of 1 entries

[First](#)
[Previous](#)
1
[Next](#)
[Last](#)

Hall tickets of all the students according to the departments are generated here. Click this option to download.

 PG EXAMINATION - Apr / Apr-2021
 HALL TICKET

Register Number	730219405001	Current Semester	4	
Name	ARULMOZHI S	D.O.B	02-08-1993	
Degree-Branch	M.E - Computer Science and Engineering			
Examination Center				

Sem	Date	Session	Sub Code	Subject Title	Sem	Date	Session	Sub Code	Subject Title
4			CP5411	Project Work Phase – II					
No of Subjects Registered : 1									



9.1.17 Halls

Halls
Add Hall

Search:

Hall No	Name	Student Capacity	Sort Order	Actions
12456	SECTION A	25	2	
78910	SECTION B	25	5	

Showing 1 to 2 of 2 entries

First
Previous
1
Next
Last

Add Hall

Fields marked with asterisk (*) are mandatory

Hall Number*

Hall Name

Rows*

columns*

Sort order*

This option is to allot the halls.
Set the hall details and 'save' it.

Save
Cancel

Edit Hall-Assignment

Fields marked with asterisk (*) are mandatory

Hall Number*

Hall Name

Rows*

columns*

Sort order*

This option is used to change or modify the hall details

Update
Cancel



PRINCIPAL
 Nandha Engineering College
 (Autonomous)
 Erode - 638 052.

9.1.18 Time Table

Time table list [Unassigned Courses - Timetable] [Download] [Download by department]

Date & Time	Regulation	Course Code	Action
17-04-2021-FN			Allot Hall
	2017	CP5411 (Practical)	Attendance Delete Packing slip

[Notice board]

Add new schedule

The halls allotted previously are listed here.

Create new timetable entry ✕

Date

September 2021

Time	Su	Mo	Tu	We	Th	Fr	Sa
				1	2	3	4
Course	5	6	7	8	9	10	11
	12	13	14	15	16	17	18
	19	20	21	22	23	24	25
	26	27	28	29	30		

Click this option to download the Pdf – Pdf contains hall allotments for student reference.




PRINCIPAL
 Nandha Engineering College
 (Autonomous)
 Erode - 638 052.

9.1.19 Reports

R17 - (B17-B18-B19-B20) Nov-Dec 21 Reports

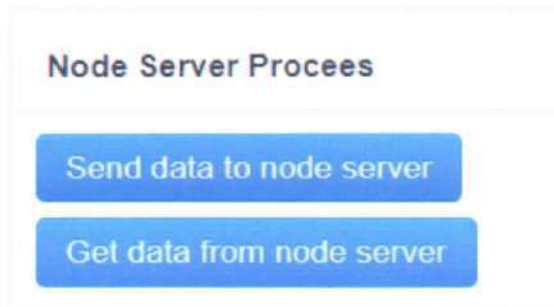
[Galley Report](#)[Galley Report 2](#)[Galley Report 2 Excluding fees Paid](#)[Galley Report 2 without lack of attendance students](#)[Nominal Report](#)[Nominal Report without lack of attendance students](#)[Students having less than 65%](#)[Students having attendance between 65% and 74%](#)[Students having 75% and more attendance](#)[Consolidated Internal Marks Report](#)[Consolidated Course wise Attendance Report](#)[Fees Abstract](#)[Arrear Details](#)[Unpaid students list - PDF](#)

Click on the report name to download the respective reports.




PRINCIPAL
Nandha Engineering College
(Autonomous)
Erode - 638 052.

9.1.20 Node Server Process



This option is used to send the data and get the data from the node server.



9.1.21 Portal CoE Synchronization

Internal Mark & Course wise attendance Synchronization process Between Portal and COE

Internal Mark & Course wise attendance Synchronization process Between Portal and COE are here: [Dashboard](#) ▶ [Assessments](#) ▶

Get Exam Attendance From E-Exam online portal

Get Mark Details From E-Exam online portal

Synchronization Confirmation

Are you sure want to synchronize the Exam Attendance From Portal?

Synchronize

Cancel

Synchronization Confirmation

Are you sure want to synchronize the Exam Mark details From Portal?

Synchronize

Cancel



9.2 During Assessment

9.2.1 Exam Attendance Form

Exam Attendance list

Search:

Exam date	Exam Time	Action
16-04-2021	FN	
17-04-2021	FN	

This is a 'form entry', here the entire student who have paid the fees are listed. If any student did a malpractice, there is a check box

Click this option to download the dummy number codes of students.

Click this option to download the exam attendance sheet of unpaid students.

Click this option to download the exam attendance sheet

Exam Attendance

paid students

Register No	Name	Degree Branch	Regulation	Batch	Course	Hall No	Attendance CheckAll	Malpractice
730220405001	SHAN JASMIN P	M.E. - Computer Science and Engineering	PG 2020	2020	Research Paper Writing(20MC1L3)	--	<input checked="" type="checkbox"/>	<input type="checkbox"/>
730220405002	SHARUK P J	M.E. - Computer Science and Engineering	PG 2020	2020	Research Paper Writing(20MC1L3)	--	<input checked="" type="checkbox"/>	<input type="checkbox"/>

Programme :		M.E. - Computer Science and Engineering					
Name of the subject :		Research Paper Writing					
Subject code :		20MC1L3		Semester : 1			
				Date & Session : 16-04-2021 - FN			
S.No	Register No	Name of the candidates	To be filled by candidate Answer Book No			HS to write AB for Absent	Signature of the candidate
1	730220405001	SHAN JASMIN P					
2	730220405002	SHARUK P J					

The information contained in this document is confidential, privileged and only for the information of the Nandha Engineering College and may not be used, published or redistributed without the prior written consent of eNova Software and Hardware Solutions Pvt Ltd - Manual Ver 1.1, eCOE Module Ver 5.0



[Signature]
PRINCIPAL
 Nandha Engineering College
 (Autonomous)
 Erode - 638 052.

9.2.2 Exam Attendance Upload

Exam Attendance List Upload Attendance

Search

File Name	Comment	Status	Date
19BMP301.xls		File has been uploaded successfully 114 record(s) were inserted/updated successfully.	2022-01-12 12:15:45
16AU401.xls		File has been uploaded successfully 63 record(s) were inserted/updated successfully.	2022-01-12 12:15:18
3RD ECE.xls		File has been uploaded successfully 18 record(s) were inserted/updated successfully.	2021-12-27 11:45:54

Showing 1 to 3 of 3 entries First Previous **1** Next Last



Exam-attendance

File No file chosen

Comments

Once exam get over, the respective staff can upload the exam attendance manually here.




PRINCIPAL
Nandha Engineering College
(Autonomous)
Erode - 638 052.

9.2.3 Practical Papers

Practical papers

Search

Course	Code	Action
Strength of Materials Laboratory	CE8481	 
Hydraulic Engineering Laboratory	CE8461	 
Highway Engineering Laboratory	CE8611	 

Programme : B.E - Civil Engineering
 Name of the subject : Strength of Materials Laboratory
 Subject code : CE8481 Semester : 4 Date & Session :

S.No	Register No	Name of the students	Signature of the students
1	730219103001	MOHAMEDABDULLAH N	
2	730219103002	MOHAMED RIYAS S	
3	730219103003	MOHANAPRIYA N	
4	730219103004	SHAKUL IRFAN I	
5	730219103005	THIRUMAVALAVAN S S	
6	730219103301	DINESHKUMAR G	

Once exam get over, the respective staff can download the Practical Exam attendance manually here.

Programme : B.E - Civil Engineering
 Name of the subject : Strength of Materials Laboratory
 Subject code : CE8481 Semester : 4 Max mark: 60 Date & Session :

S.No	Register No	Marks	Marks in Words
1	730219103001		
2	730219103002		
3	730219103003		
4	730219103004		
5	730219103005		
6	730219103301		

Click this option to download the practical mark sheet in Pdf form.

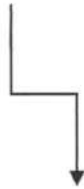


9.2.4 Malpractice

Malpractice Students List

Search

Register Number	Name	Regulation	Batch	Degree Branch	Course
No data available in table					
Showing 0 to 0 of 0 entries					
First Previous Next Last					



If there are any malpractice happened, the data will be shown here.




PRINCIPAL
Nandha Engineering College
(Autonomous)
Erode - 638 052.

9.2.5 Upload Dummy Numbers

Dummy Number Upload

File Excel (.xls) file only

Comments

This option is used to upload the dummy number sticker in xl format.



9.2.6 Dummy Number Sticker

Dummy number list

Individual DummyNumber Sticker

Search

Regulation	Batch	Qcode	Course Name	Action
------------	-------	-------	-------------	--------

No data available in table

Showing 0 to 0 of 0 entries

First Previous Next Last

Individual DummyNumber Sticker

Regulation*

<input type="text" value="Enter Dummy Number"/>	<input type="button" value="Add More"/>
<input type="text" value="Enter Dummy Number"/>	<input type="button" value="X"/>
<input type="text" value="Enter Dummy Number"/>	<input type="button" value="X"/>

This option is used to generate the dummy number sticker by selecting the preferred regulation for which the sticker should be generated.




PRINCIPAL
Nandha Engineering College
(Autonomous)
Erode - 638 052.

9.3 Post Assessment

9.3.1 External Marks Scanning

External Mark course List

 Search

Regulation	Batch	Course	Course code	Actions
2017	2018	Database Management Systems	OIT551	
2019	2019	Dairy Engineering	U19FTTL304T	

Course: Database Management Systems
Code : OIT551

S.No	Dummy Number	External Mark
1.	<input type="text"/>	<input type="text"/>
2.	<input type="text"/>	<input type="text"/>
Bundle Number		<input type="text"/>

This option is used to enter the external marks course wise.




PRINCIPAL
 Nandha Engineering College
 (Autonomous)
 Erode - 638 052.

9.3.2 External Marks 1

External Mark List

Search

Course Code	Course Name	Course Type	Course Requirement	Action
20MV1L2	Seminar and Technical Writing	Practical	Core	 
20MV1L1	VLSI Design Laboratory -I	Practical	Core	 

Course : Seminar and Technical Writing
Code : 20MV1L2

Register_number	External Mark
730220419001	<input type="text" value="98"/>
730220419002	<input type="text" value="96"/>
Total	<input type="text"/>

Click this option to update the external marks.

Course Name : Seminar and Technical Writing		
Course Code : 20MV1L2		
Register Number	External Mark1	Marks in Words
730220419001	98	NINETY EIGHT
730220419002	96	NINETY SIX

Click this option to download the external marks 1 [for staff reference]





PRINCIPAL
Nandha Engineering College
(Autonomous)
Erode - 638 052.

9.3.3 External Marks 2

External Mark List

Search: 

Course Code	Course Name	Course Type	Course Requirement	Action
20MV1L2	Seminar and Technical Writing	Practical	Core	Approved
20MV1L1	VLSI Design Laboratory –I	Practical	Core	Approved
20MV1T5	Device Modeling and Simulation	Theory	Core	Approved
20MV1T4	System Design using FPGA	Theory	Core	Approved
20MV1T3	CMOS VLSI Design	Theory	Core	Approved
20MV1T2	Advanced Digital System Design	Theory	Core	Approved
20MV1T1	Applied Mathematics for Electronics Engineers	Theory	Core	Approved
20MC1L3	Research Paper Writing	Practical	Core	Approved



The uploaded data will be listed here approved by respective staff manually.



9.3.4 External Mark Upload

External Marks Upload

File

Comments

This option is used to upload the external mark in xl format.




PRINCIPAL
Nandha Engineering College
(Autonomous)
Erode - 638 052.

9.3.5 Practical External Marks Upload Final

Practical External Marks Upload

[Download Practical External Mark template](#)

File No file chosen

Comments

This option is used to upload the practical external mark in xl format.




PRINCIPAL
Nandha Engineering College
(Autonomous)
Erode - 638 052.

9.3.6 Bundle Number Details

Please Choose type*

Enter Bundle Number*

We can set bundle number here, select the type and give the respective bundle number to find it



9.3.7 External Marks Approval

External Marks Approval List

Process complete

Search

Regulation	Batch	Course Code	Course Name	Course Type	Course Requirement	Action
UG 2020	2020	20CS1L2	Computer Practices Laboratory	Practical	Core	 
UG 2020	2020	20CS1T5	Fundamentals of Computing and Programming	Theory	Core	 

External mark details - Apr / May - 2021


Course Name : Computer Practices Laboratory		Course Code : 20CS1L2	
Dummy number	Register number	External mark_100	External mark
730220103001	730220103001	82.00	41
730220103002	730220103002	95.00	48
730220103003	730220103003	65.00	33
730220103004	730220103004	85.00	43
730220103005	730220103005	83.00	42
730220103006	730220103006	55.00	28

External mark details - Apr / May - 2021

Course Name : Computer Practices Laboratory		Course Code : 20CS1L2	
Dummy number	External mark_100	External mark	
730220103001	82.00	41	
730220103002	95.00	48	
730220103003	65.00	33	
730220103004	85.00	43	
730220103005	83.00	42	
730220103006	55.00	28	
730220103007	84.00	42	
730220103008	60.00	30	
730220103010	62.00	31	

Click this option to download the approved marks for respective courses.




PRINCIPAL
Nandha Engineering College
(Autonomous)
Erode - 638 052.

9.3.8 Moderation Reports

R17 - (B17-B18-B19-B20) Nov-Dec 21 Moderation

Round off 50 moderation

Special moderation report

General report

Degree wise report

Moderation before and after statistics

Course wise Report

Course wise Report - Arrear

Grade wise Report

Over All Pass Percentage

Total mark report & Pass percentage - Degree wise

Special moderation with pass %

Click on the report name to download the respective report. In terms of general report, download and upload in general moderation upload option.



9.3.9 Special Moderation

Special moderation

Course code*

Moderation marks*

Apply

This option is used to add moderation marks to the students course wise.



9.3.10 General Moderation Upload

Moderation upload

File

Choose File No file chosen

Comments

Update

Cancel

General report which we will download from the reports, should be uploaded here.



PRINCIPAL
Nandha Engineering College
(Autonomous)
Erode - 638 052.

9.3.11 Final Year Moderation

Final year moderation - Degree Branch List

Search:

Regulation	Batch	Degree - Branch	Actions
2020	2020	M.Phil - Economics	Manage

Showing 1 to 1 of 1 entries

First Previous **1** Next Last

Final year moderation

Register Number	Course	Internal Mark	External Mark	Moderation Mark
M20PT 320001	M20ECPW(Dissertation and Viva-Voce)	<input type="text" value="0"/>	<input type="text" value="0"/>	<input type="text"/>

This option is to add the moderation mark for the final year students if applicable.



N. J.
PRINCIPAL
 Nandha Engineering College
 (Autonomous)
 Erode - 638 052.

9.3.12 Assessment Result Publish

Assessment result publish Refresh result publish : 

Result has been published already Last Published Date and Time - 30-11-2020 12:00:00

[Click here to export results as CSV](#)

Click this option to download the result in xl format

A	B	C	D	E	F	G	H	I	J	K	L
Register_ number	Name	Dob	Degree_branch	Course	Code	Internal _mark	External _mark	Total_ mark	Result	lg	gp
7.3E+11	AKSHAYA M	19-03-2003	B.E - Civil Engineering	Engineering Mathematics I	20MA1T1	39	37	76	PASS	A	8
7.3E+11	AKSHAYA M	19-03-2003	B.E - Civil Engineering	Engineering Chemistry	20CY1T2	39	24	63	PASS	B+	7
7.3E+11	AKSHAYA M	19-03-2003	B.E - Civil Engineering	Communicative English	20EN1T3	37	37	74	PASS	A	8
7.3E+11	AKSHAYA M	19-03-2003	B.E - Civil Engineering	Engineering Physics	20PH1T4	39	35	74	PASS	A	8
7.3E+11	AKSHAYA M	19-03-2003	B.E - Civil Engineering	Fundamentals of Computing an	20CS1T5	36	33	69	PASS	B+	7
7.3E+11	AKSHAYA M	19-03-2003	B.E - Civil Engineering	Physics and Chemistry Laboratr	20GE1L1	46	47	93	PASS	O	10
7.3E+11	AKSHAYA M	19-03-2003	B.E - Civil Engineering	Computer Practices Laboratory	20CS1L2	47	41	88	PASS	A+	9
7.3E+11	FAIZAL RAHMAN S	20-09-2001	B.E - Civil Engineering	Engineering Mathematics I	20MA1T1	28	20	48	REAPPEAR	RA	0
7.3E+11	FAIZAL RAHMAN S	20-09-2001	B.E - Civil Engineering	Engineering Chemistry	20CY1T2	28	28	56	PASS	B	6
7.3E+11	FAIZAL RAHMAN S	20-09-2001	B.E - Civil Engineering	Communicative English	20EN1T3	28	10	38	REAPPEAR	RA	0
7.3E+11	FAIZAL RAHMAN S	20-09-2001	B.E - Civil Engineering	Engineering Physics	20PH1T4	29	28	57	PASS	B	6
7.3E+11	FAIZAL RAHMAN S	20-09-2001	B.E - Civil Engineering	Fundamentals of Computing an	20CS1T5	28	29	57	PASS	B	6




PRINCIPAL
 Nandha Engineering College
 (Autonomous)
 Erode - 638 052.

9.3.13 Revaluation

APRIL 2021 Revaluation form

Register Number*

Name : ABDUL INDIAS A

- Production Planning & Control (IE8693)
- Principles of Management (MG8591)
- Engineering Mathematics – I (MA8151)
- Engineering Thermodynamics (ME8391)
- Statistics and Numerical Methods (MA8452)
- Thermal Engineering- I (ME8493)

Here mention the register number and select the subject that has to be revaluated. Then click 'generate' to download the form. If the fee is already paid, then click 'submit form – fees paid'

INSTRUCTION TO CANDIDATES				
1. Fee for revaluation is Rs.400/- per answer script and should be paid at the college only.				
2. Application for revaluation must be submitted to the principal of the concerned college on or before				
3. The candidate is advised to register for the subject, in which revaluation is sought for within the stipulated time for the next examination without waiting for the results of revaluation.				
4. There is no provision for revaluation of practical/Project examination Papers.				
5. Incomplete/defective application will be rejected and the fee will neither be refunded nor adjusted towards any fee due to the University.				
6. No application will be accepted beyond the due date prescribed.				
7. The Head of the Department should ensure while recommending the application that the subject code and the subject(s) filled in the respective columns by the candidate are verified and found to be correct.				
1	Name	ABDUL INDIAS A		
2	Register No.	730217114001		
3	College Code / Name	7302 - al-ameen engineering college (autonomous)		
4	Degree & Branch	B.E - Mechanical Engineering		
5	Month & Year of Examination	Apr 2021		
6	No. of Subjects applied for revaluation	2		
7	Amount of fee paid to the College	Rs. 800		
8. Subjects for which revaluation of valued answers scripts required:				
Semester No.	Subject Code	Subject Title	Grade	Result
8	IE8693	Production Planning & Control	O	PASS
3	ME8391	Engineering Thermodynamics		RA
9. Recommendations of the HOD				
Signature of the HOD			Signature of the Candidate	
Station :				
Date : 07-09-2021			Signature of the Principal	




PRINCIPAL
 Nandha Engineering College
 (Autonomous)
 Erode - 638 052.

9.3.14 Revaluation with Photocopy Form

APRIL 2021 Photocopy form

Register Number*

Name : ABDUL INDIA S A

Production Planning & Control (IE8693)(Already applied) Remove

Principles of Management (MG8591)

Engineering Mathematics – I (MA8151)

Engineering Thermodynamics (ME8391)(Already applied) Remove

Statistics and Numerical Methods (MA8452)

Thermal Engineering- I (ME8493)

INSTRUCTION TO CANDIDATES

1. Fee for photocopy is Rs.700/- per answer script and should be paid at the college only.
2. Application for photocopy must be submitted to the principal of the concerned college on or before
3. The candidate is advised to register for the subject, in which photocopy is sought for within the stipulated time for the next examination without waiting for the results of photocopy.
4. There is no provision for photocopy of practical/Project examination Papers.
5. Incomplete/defective application will be rejected and the fee will neither be refunded nor adjusted towards any fee due to the University.
6. No application will be accepted beyond the due date prescribed.
7. The Head of the Department should ensure while recommending the application that the subject code and the subject(s) filled in the respective columns by the candidate are verified and found to be correct.

1	Name	ABDUL INDIA S A
2	Register No.	730217114001
3	College Code / Name	7302 - al-ameen engineering college (autonomous)
4	Degree & Branch	B.E - Mechanical Engineering
5	Month & Year of Examination	Apr 2021
6	No. of Subjects applied for revaluation	1
7	Amount of fee paid to the College	Rs. 1500

8. Subjects for which revaluation of valued answers scripts required:

Semester No.	Subject Code	Subject Title	Grade	Result
1	MA8151	Engineering Mathematics I		RA

9. Recommendations of the HOD

Signature of the HOD

Station :

Date : 07-09-2021

Signature of the Candidate

Signature of the Principal

Here mention the register number and select the subject that has to be revaluated. Then click 'generate' to download the form. If the fee is already paid, then click 'submit form - fees paid'




PRINCIPAL
 Nandha Engineering College
 (Autonomous)
 Erode - 638 052.

9.3.15 Revaluation Fee Status

Revaluation students List

Search



Register Number	Name	Fees paid	Actions
730217114001	ABDUL INDIAS A		

Showing 1 to 1 of 1 entries

First Previous **1** Next Last

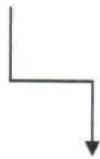
APRIL 2021 Revaluation fees status

Revaluation fee paid



Fees amount


Receipt number

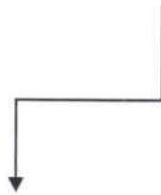


This option is to check and manually update the revaluation fee status



9.3.16 Get Dummy Number for revaluation

 EXAMINATION - APR 2021 DUMMY NUMBER			
Course Code	Course Name	Register Number	Dummy Number
MA8151	Engineering Mathematics - I	730217114001	730217114001
ME8391	Engineering Thermodynamics	730217114001	730217114001
IE8693	Production Planning & Control	730217114001	730217114001



Click this option to directly download the dummy number pdf.




PRINCIPAL
Nandha Engineering College
(Autonomous)
Erode - 638 052.

9.3.17. Revaluation Mark

Revaluation Mark List

Search:

Regulation	Batch	Degree - Branch	Code	Course	Approval
No data available in table					

Showing 0 to 0 of 0 entries

First Previous Next Last

All reports are available once the examination gets over.




PRINCIPAL
Nandha Engineering College
(Autonomous)
Erode - 638 052.

9.3.18 Reports

R17 - (B17-B18-B19-B20) Nov-Dec 21 Reports

Current sem all clear report

Revaluation result report

Consolidated External Marks Report

Absent students list

Report - GPA

Report - CGPA

Degree Provisional Details

Degree Provisional Details for final rear students

All Clear Students List

Click on the respective report to download







PRINCIPAL
Nandha Engineering College
(Autonomous)
Erode - 638 052.

9.3.19 Malpractice Action

Result analysis

Search

Register No	Name	Batch	Regulation	Degree Branch	Actions
621316114194	Selvakumar M	2016	2013	B.E - Mechanical Engineering	
621319114147	Vimal raja L	2019	2017	B.E - Mechanical Engineering	
621318114167	Vinothkumar T	2018	2017	B.E - Mechanical Engineering	

Showing 1 to 6 of 6 entries

[First](#)
[Previous](#)
1
[Next](#)
[Last](#)

Name : Selvakumar M
 Register Number: 621316114194
 Regulation : 2013
 Batch : 2016
 Degree : B.E - Mechanical Engineering

Course	Course	Dummy Number	Internal Mark	External mark	Total mark	Ig	gp	Result	Action
Engineering Mechanics	GE0253	621316114194	17	52	69	C	7	1	Edit
Transforms and Partial Differential Equations	MA8351	621316114194	14	54	68	C	7	1	Edit
Environmental Science and Engineering	GE0351	621316114194	15	0	0			1	Edit
Total Quality Management	GE0757	621316114194	15	42	57	D	6	1	Edit
Strength of Materials	CE0306	621316114194	14	58	72	B	8	1	Edit



This page shows the result analysis, malpractice student's data available. Here we can edit and manage.

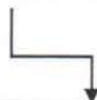


9.3.20 Assessment Revaluation Result Publish**Assessment revaluation result publish**Pass month & year : [Click here to publish revaluation result](#)**Please Enter pass month & year****Publish Confirmation**

Are you sure want to publish?

Assessment revaluation result publishRefresh revaluation result publish : 

Result has been published already. Last Published Date and Time - 06-09-2021 01:09:52








PRINCIPAL
Nandha Engineering College
(Autonomous)
Erode - 638 052.

9.3.21 Assessment Student Mark Sheet

Assessment students mark sheet

Search: 

Degree Branch	Regulation	Batch	Actions
M.E. - VLSI Design	PG 2020	2020	
M.E. - Computer Science and Engineering	PG 2020	2020	
B.Tech. - Information Technology	UG 2020	2020	
B.E. - Mechanical Engineering	UG 2020	2020	
B.E. - Electronics and Communication Engineering	UG 2020	2020	

M.E.

MOHAMED SATHAR JAFFAR SADIQ A
12-05-1996
30-06-2020
M.E. - VLSI Design

730220419001
MARCH 2021
PG 2020




1	20MV1T1	APPLIED MATHEMATICS FOR ELECTRONICS ENGINEERS	4	A+	9	PASS
1	20MV1T2	ADVANCED DIGITAL SYSTEM DESIGN	3	A+	9	PASS
1	20MV1T3	CMOS VLSI DESIGN	3	O	10	PASS
1	20MV1T4	SYSTEM DESIGN USING FPGA	3	A+	9	PASS
1	20MV1T5	DEVICE MODELING AND SIMULATION	3	O	10	PASS
1	20MV1L1	VLSI DESIGN LABORATORY -I	2	O	10	PASS
1	20MV1L2	SEMINAR AND TECHNICAL WRITING	1	O	10	PASS
1	20MV1E1	ADVANCED COMPUTER ARCHITECTURE AND PARALLEL PROCESSING	3	O	10	PASS

*** End of statement ***

Results of all the students in department wise are generated here after the examination. Click to download.




PRINCIPAL
Nandha Engineering College
(Autonomous)
Erode - 638 052.

9.3.22 Close Assessment

To close the assessment: The first step is to publish the Assessment Result and Assessment Revaluation Result. Only then 'The close Assessment option will appear.



Assessment result publish



Assessment result publish

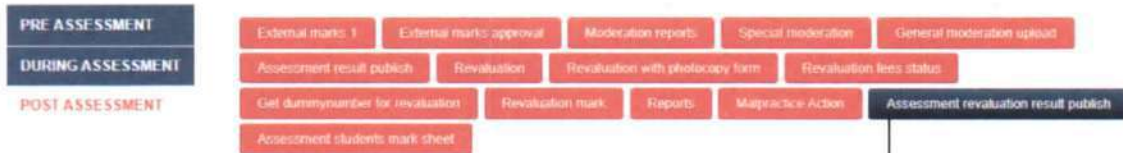
[Refresh result publish](#) : 🔄

Result has been published already. Last Published Date and Time - 08-02-2022 12:41:19

[Click here to export results as CSV](#)



(Handwritten Signature)
PRINCIPAL
Nandha Engineering College
(Autonomous)
Erode - 638 052.



Assessment revaluation result publish

Pass month & year:

[Click here to publish revaluation result](#)

Assessment revaluation result publish Refresh revaluation result publish :

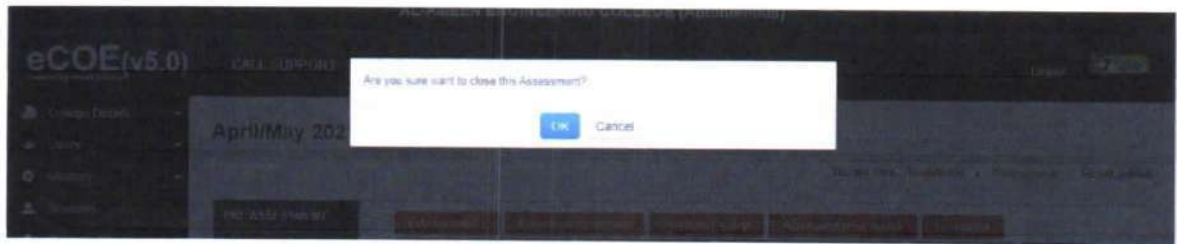
Result has been published already. Last Published Date and Time - 06-02-2022 12:02:02

After that, 'close assessment button will be enabled'

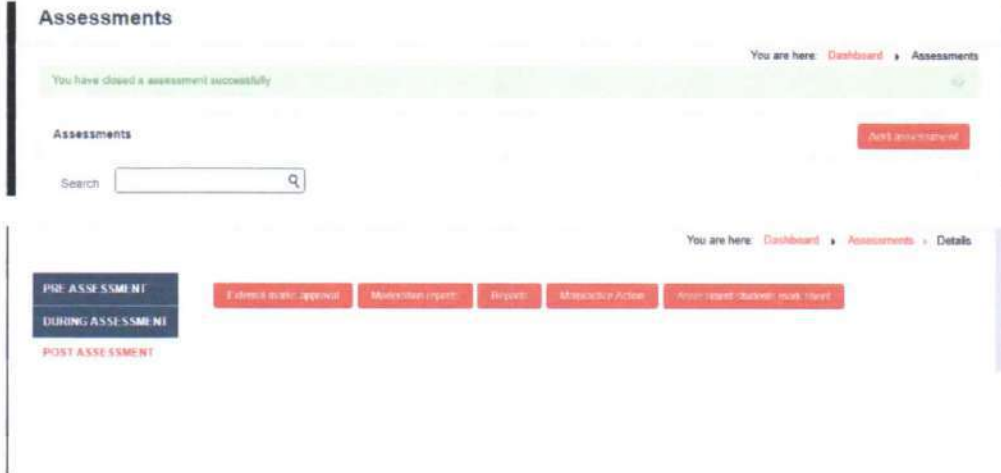


Assessment revaluation result publish Refresh revaluation result publish :

Result has been published already. Last Published Date and Time - 08-02-2022 12:02:02



[Signature]
PRINCIPAL
 Nandha Engineering College
 (Autonomous)
 Erode - 638 052.



Then click ok, then only necessary options will be enabled.



[Signature]
PRINCIPAL
Nandha Engineering College
(Autonomous)
Erode - 638 052.

10. Assessment Reports

Reports from Assessment

Fields marked with asterisk (*) are mandatory

Choose Assessment*

Sem No*

Reports Name*

Reports

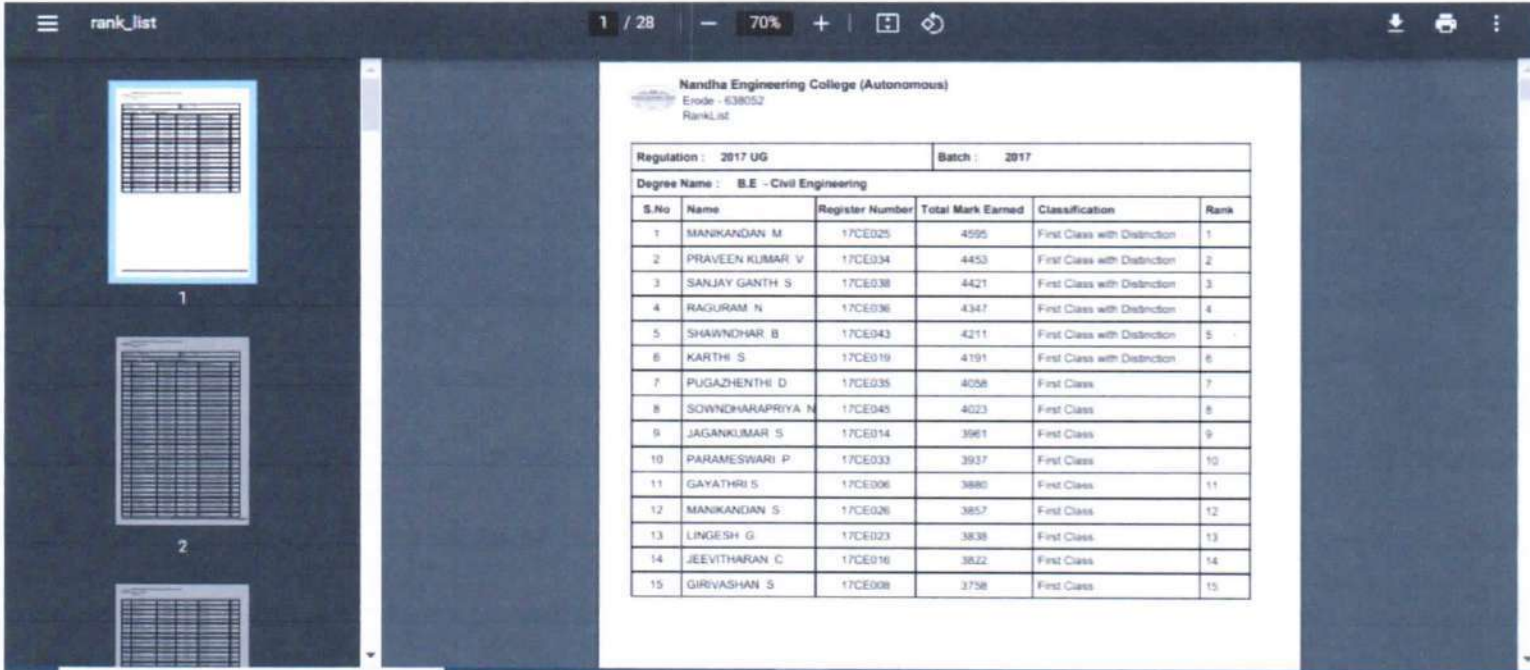
Search

Regulation	Batch	Degree - Branch	Marksheet
2013 UG	2014	B E - Computer Science and Engineering	
2013 UG	2013	B.E - Computer Science and Engineering	
2013 UG	2013	B E - Civil Engineering	
2013 UG	2014	B E - Civil Engineering	




PRINCIPAL
 Nandha Engineering College
 (Autonomous)
 Erode - 638 052.

11. Rank List



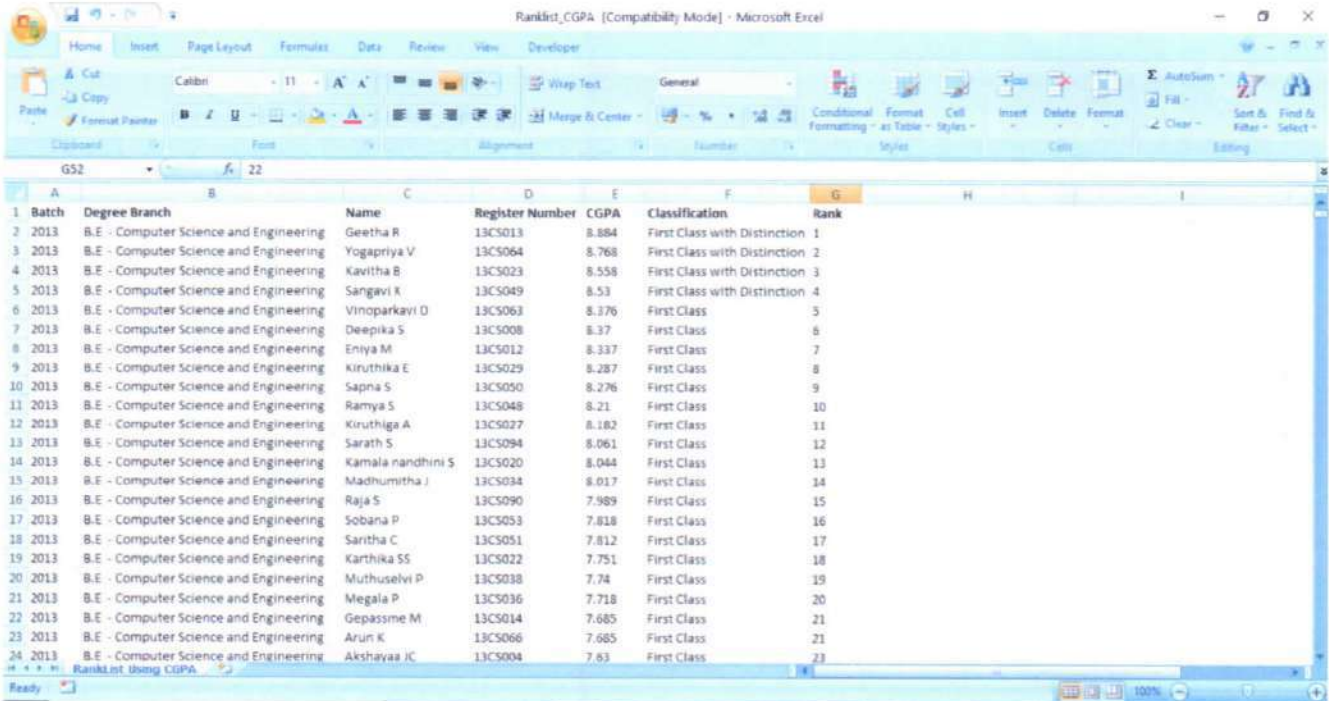
Nandha Engineering College (Autonomous)
Erode - 638052
RankList

Regulation : 2017 UG		Batch : 2017		Degree Name : B.E - Civil Engineering		
S.No	Name	Register Number	Total Mark Earned	Classification	Rank	
1	MANKANDAN M	17CE025	4595	First Class with Distinction	1	
2	PRAVEEN KUMAR V	17CE034	4453	First Class with Distinction	2	
3	SANJAY GANTH S	17CE038	4421	First Class with Distinction	3	
4	RAGURAM N	17CE036	4347	First Class with Distinction	4	
5	SHAWNDHAR B	17CE043	4211	First Class with Distinction	5	
6	KARTHI S	17CE019	4191	First Class with Distinction	6	
7	PUGAZHENTHI D	17CE035	4058	First Class	7	
8	SOWNDHARAPRIYA N	17CE045	4023	First Class	8	
9	JAGANKUMAR S	17CE014	3961	First Class	9	
10	PARAMESWARI P	17CE033	3937	First Class	10	
11	GAYATHRI S	17CE006	3880	First Class	11	
12	MANKANDAN S	17CE026	3857	First Class	12	
13	LINGESH G	17CE023	3838	First Class	13	
14	JEEVITHARAN C	17CE016	3822	First Class	14	
15	GIRVASHAN S	17CE008	3758	First Class	15	




PRINCIPAL
Nandha Engineering College
(Autonomous)
Erode - 638 052.

12. Rank List CGPA



Batch	Degree Branch	Name	Register Number	CGPA	Classification	Rank
2013	B.E - Computer Science and Engineering	Geetha R	13CS013	8.884	First Class with Distinction	1
2013	B.E - Computer Science and Engineering	Yogapriya V	13CS064	8.768	First Class with Distinction	2
2013	B.E - Computer Science and Engineering	Kavitha B	13CS023	8.558	First Class with Distinction	3
2013	B.E - Computer Science and Engineering	Sangavi K	13CS049	8.53	First Class with Distinction	4
2013	B.E - Computer Science and Engineering	Vinoparkayi D	13CS063	8.376	First Class	5
2013	B.E - Computer Science and Engineering	Deepika S	13CS008	8.37	First Class	6
2013	B.E - Computer Science and Engineering	Eniya M	13CS012	8.337	First Class	7
2013	B.E - Computer Science and Engineering	Kiruthika E	13CS029	8.287	First Class	8
2013	B.E - Computer Science and Engineering	Sapna S	13CS050	8.276	First Class	9
2013	B.E - Computer Science and Engineering	Ramya S	13CS048	8.21	First Class	10
2013	B.E - Computer Science and Engineering	Kiruthiga A	13CS027	8.182	First Class	11
2013	B.E - Computer Science and Engineering	Sarath S	13CS094	8.061	First Class	12
2013	B.E - Computer Science and Engineering	Kamala nandhini S	13CS020	8.044	First Class	13
2013	B.E - Computer Science and Engineering	Madhumitha J	13CS034	8.017	First Class	14
2013	B.E - Computer Science and Engineering	Raja S	13CS090	7.989	First Class	15
2013	B.E - Computer Science and Engineering	Sobana P	13CS053	7.818	First Class	16
2013	B.E - Computer Science and Engineering	Saritha C	13CS051	7.812	First Class	17
2013	B.E - Computer Science and Engineering	Karthika SS	13CS022	7.751	First Class	18
2013	B.E - Computer Science and Engineering	Muthuselvi P	13CS038	7.74	First Class	19
2013	B.E - Computer Science and Engineering	Megala P	13CS036	7.718	First Class	20
2013	B.E - Computer Science and Engineering	Gepassime M	13CS014	7.685	First Class	21
2013	B.E - Computer Science and Engineering	Arun K	13CS066	7.685	First Class	21
2013	B.E - Computer Science and Engineering	Akshayaa JC	13CS004	7.63	First Class	23



(Signature)
PRINCIPAL
 Nandha Engineering College
 (Autonomous)
 Erode - 638 052.

13. Contact Us

Any questions related to this manual:

Option 1: Call us on eNova at 9345636682.

Option 2 : Open a ticket at help.enovasolutions.com



PRINCIPAL
Nandha Engineering College
(Autonomous)
Erode - 638 052.