



NANDHA ENGINEERING COLLEGE

(AUTONOMOUS)

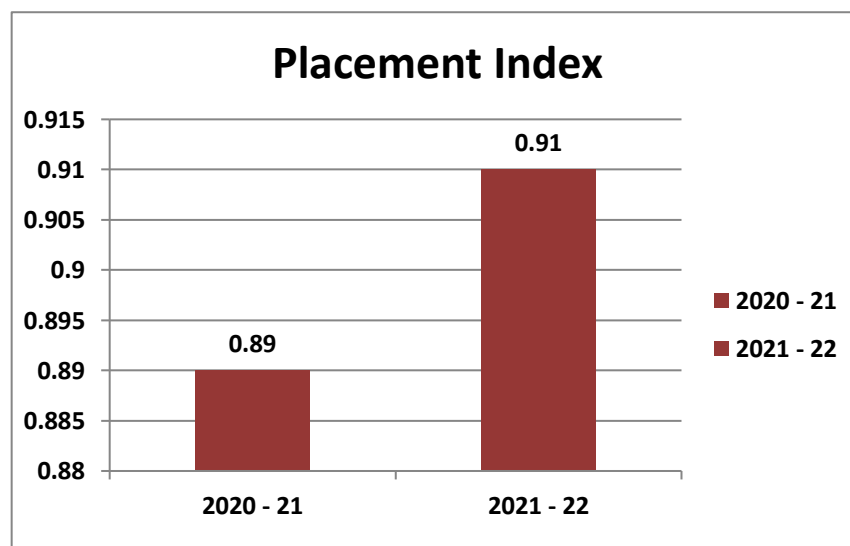
DEPARTMENT OF AGRICULTURAL ENGINEERING



Placement, Higher Studies and Entrepreneurship

Placement, Higher Studies and Entrepreneurship for past Three Years

ITEM	CAYm1 2021 - 22	CAYm2 2020 - 21	CAYm3 2019-20
Total No. of Final Year Students (N)	47	57	NA
No. of students placed in companies or Government Sector (x)	38	42	
No. of students admitted to higher studies with valid qualifying scores (GATE or equivalent State or National Level Tests, GRE, GMAT etc.) (y)	4	7	
No. of students turned entrepreneur in engineering/technology (z)	1	2	
$x + y + z$	43	51	
Placement Index : $(x + y + z) / N$	0.91	0.89	
Average placement = $(P1 + P2) / 2$	0.9		
Assessment Points = $30 \times$ average placement	27		



Placement status for past Three Years



NANDHA ENGINEERING COLLEGE

(AUTONOMOUS)

DEPARTMENT OF AGRICULTURAL ENGINEERING

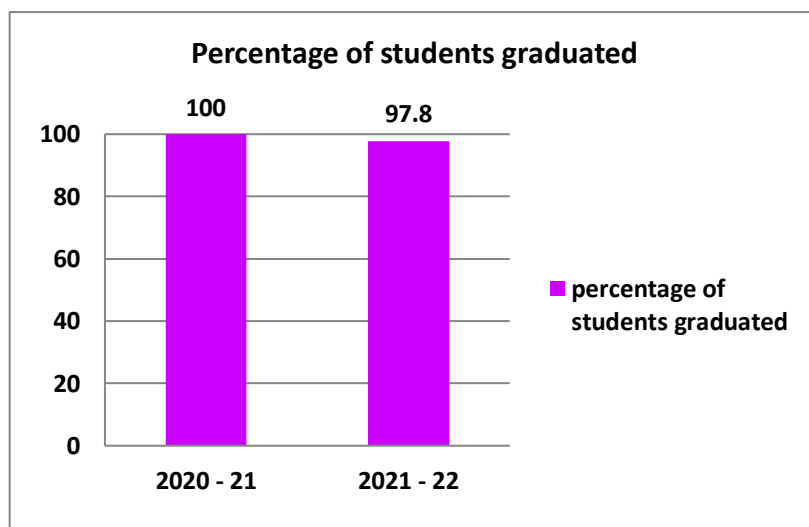


Improvement in Placement, Higher Studies and Entrepreneurship Self Assessment

Placement Ratio

Year	Number of students appeared in final examinations	Number of students graduated out of students appeared in final examination		Number of students placed + pursuing higher studies+ opted Entrepreneurship		Placement Ratio
		Number of students graduated	Percentage	Number of students placed + pursuing higher studies+ opted Entrepreneurship	Percentage	
CAYm1 (2021-2022)	47	46	97.8 %	43	91.48 %	0.91
CAYm2 (2020-2021)	57	57	100 %	51	89.4 %	0.89
CAYm3 (2019-20)	NA	NA		NA		NA

Percentage of students graduated out of students appeared in final examination





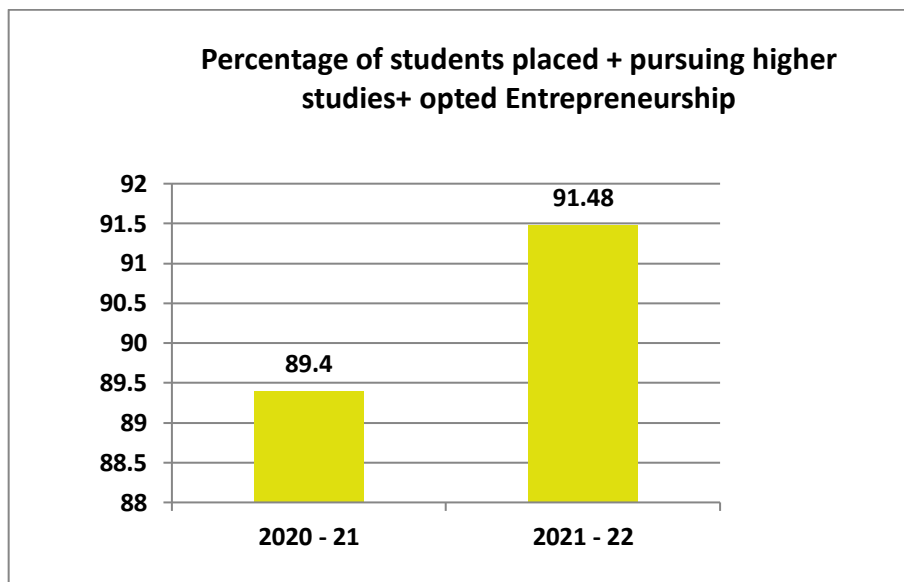
NANDHA ENGINEERING COLLEGE

(AUTONOMOUS)

DEPARTMENT OF AGRICULTURAL ENGINEERING



Percentage of students placed + pursuing higher studies+ opted Entrepreneurship





NANDHA ENGINEERING COLLEGE

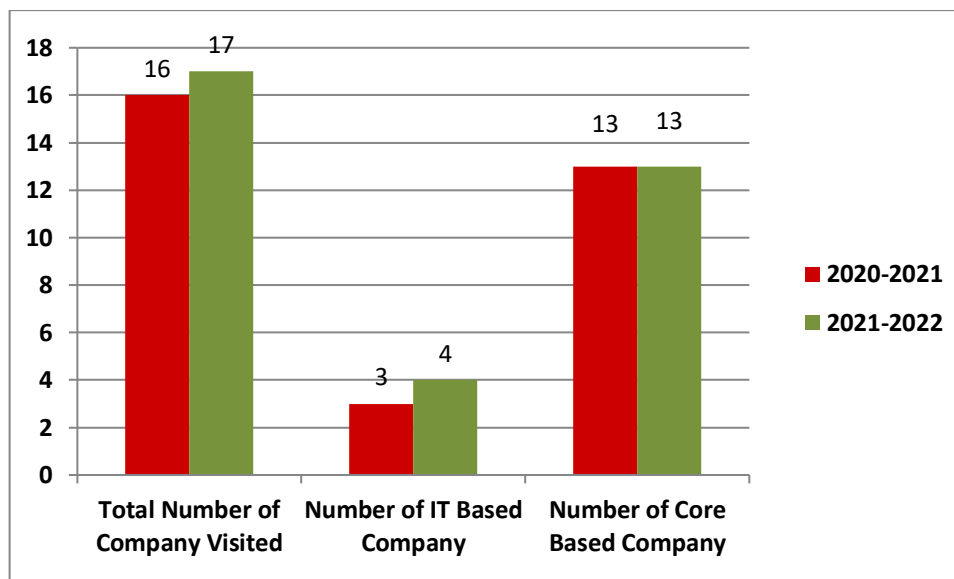
(AUTONOMOUS)

DEPARTMENT OF AGRICULTURAL ENGINEERING



Number and Type of Companies visited

Year	Total Number of Company Visited	Number of IT Based Company	Number of Core Based Company
CAYm1 (2021-2022)	17	4	13
CAYm2 (2020-2021)	16	3	13
CAYm3 (2019-2020)	NA	NA	NA



Number and Type of Companies visited



NANDHA ENGINEERING COLLEGE

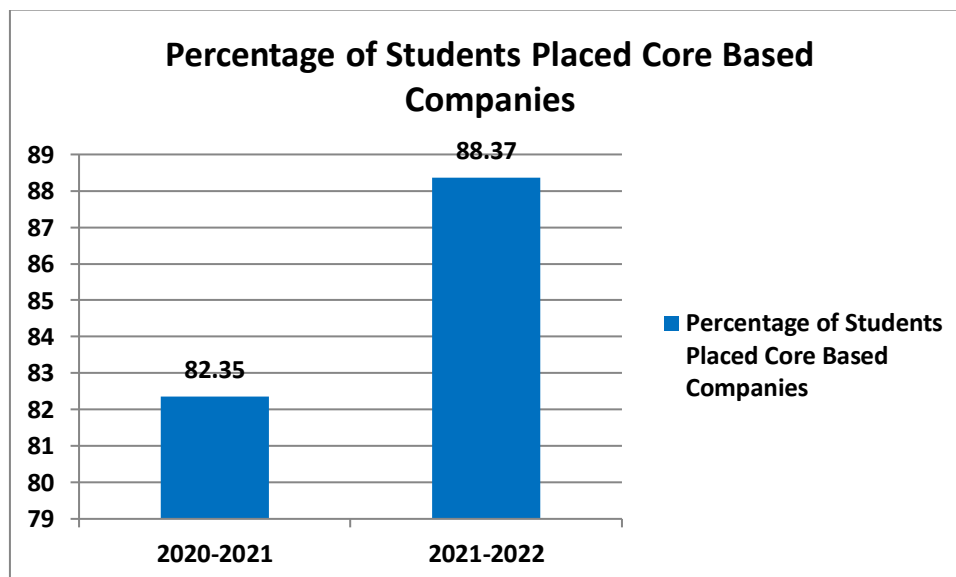
(AUTONOMOUS)

DEPARTMENT OF AGRICULTURAL ENGINEERING



Placement Details

Year	Total Strength	No. of Students Appeared for Final Examinations	No. of Students Placed	No. of Students Placed in IT Based Companies	No. of Students Placed Core Based Companies	
					No. of Students	Percentage
CAYm1 (2021-2022)	47	47	43	5	38	88.37 %
CAYm2 (2020-2021)	57	57	51	9	42	82.35 %
CAYm3 (2019-2020)	NA	NA	NA	NA	NA	NA



Percentage of Students Placed in Core Based Companies



NANDHA ENGINEERING COLLEGE

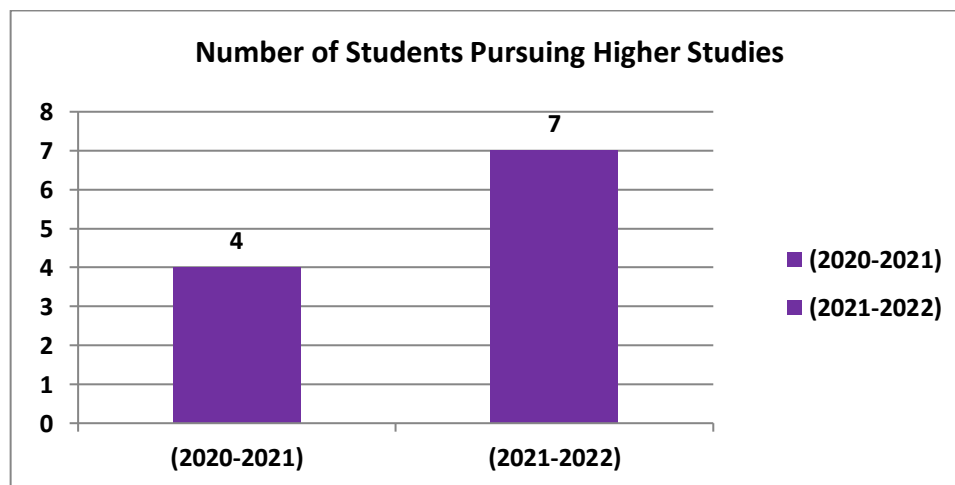
(AUTONOMOUS)

DEPARTMENT OF AGRICULTURAL ENGINEERING



Performance in Competitive Examinations and Higher Study Details

Competitive Examinations	No. of Students Pursuing Higher Studies	GATE		IELTS/ TOEFL		GRE		TANCET		TNPSC		No. of students admitted in Premier Institutions (MS, MBA, M.E, M.Tech)
		Appeared	Cleared	Appeared	Cleared	Appeared	Cleared	Appeared	Cleared	Appeared	Cleared	
CAYm1 (2021-2022)	7	-	-	-	-	-	-	-	-	-	-	7
CAYm2 (2020-2021)	4	-	-	-	-	-	-	-	-	-	-	4
CAYm3 (2019-2020)	NA											



Higher Studies Details



NANDHA ENGINEERING COLLEGE

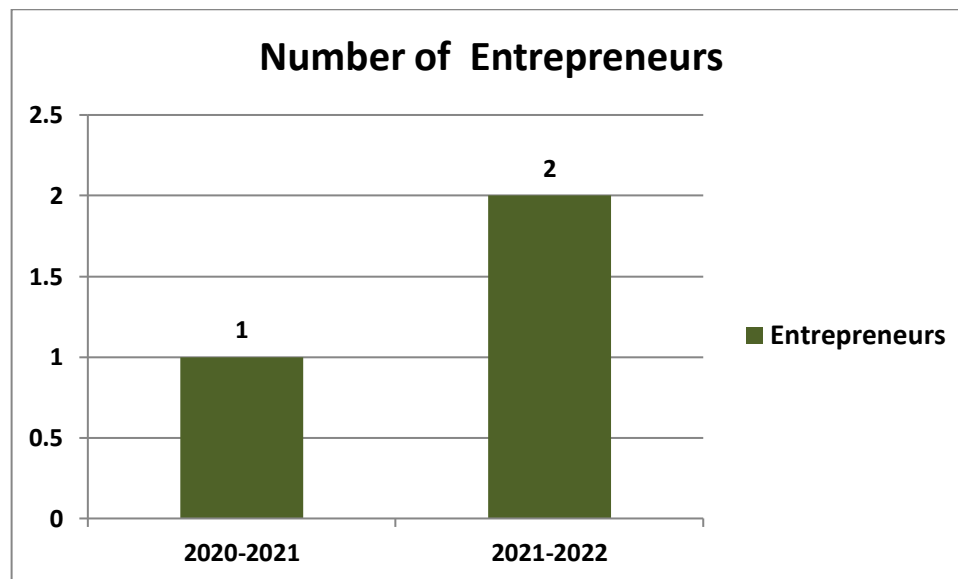
(AUTONOMOUS)

DEPARTMENT OF AGRICULTURAL ENGINEERING



Entrepreneur Details

Year	Entrepreneurs (No. of Students)
CAYm1 (2021 -22)	2
CAYm2 (2020 -21)	1
CAYm3 (2019 -20)	NA



Entrepreneur Details