



NANDHA ENGINEERING COLLEGE

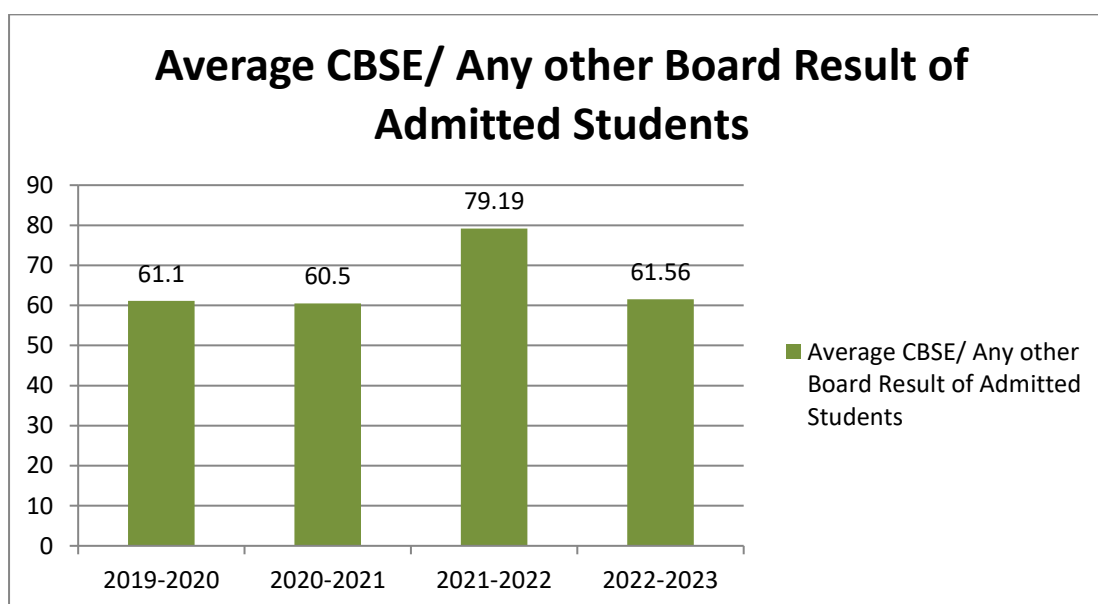
(AUTONOMOUS)

DEPARTMENT OF AGRICULTURAL ENGINEERING



Improvement in the quality of students admitted to the program

Item		CAY (2022-2023)	CAY m1 (2021-2022)	CAY m2 (2020-2021)	CAY m3 (2019-2020)
National Level Entrance Examination	Score	Not Applicable	Not Applicable	Not Applicable	Not Applicable
STATE/INSTITUTE/ Level Entrance Examination/ Others (TNEA-Tamilnadu Engineering Admissions)	Opening score/ rank	82.08	93.33	87	87
Name of the Entrance Examination for Lateral entry or lateral entry details (DOTE Directorate of Technical Education)	Opening score/ rank	92.55	96.64	89.18	91.15
Average CBSE/ Any other Board Result of Admitted Students (Physics, Chemistry & Mathematics)		61.56	79.19	60.50	61.10



*Average Marks of Students admitted in the year 2021-2022 was higher due to COVID



NANDHA ENGINEERING COLLEGE

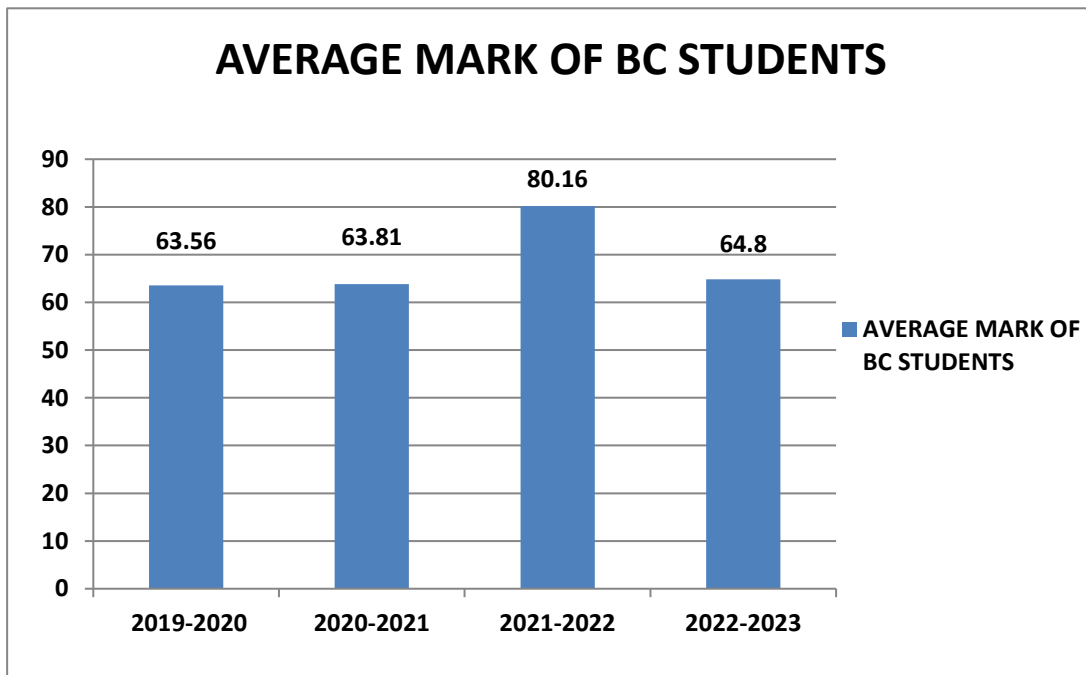
(AUTONOMOUS)

DEPARTMENT OF AGRICULTURAL ENGINEERING



Improvement in the quality of BC students admitted to the program

YEAR	CAY m3 (2019-2020)	CAY m2 (2020-2021)	CAY m1 (2021-2022)	CAY (2022-2023)
AVERAGE MARK	63.56	63.81	80.16	64.8



*Average Marks of BC Students admitted in the year 2021-2022 was higher due to COVID



NANDHA ENGINEERING COLLEGE

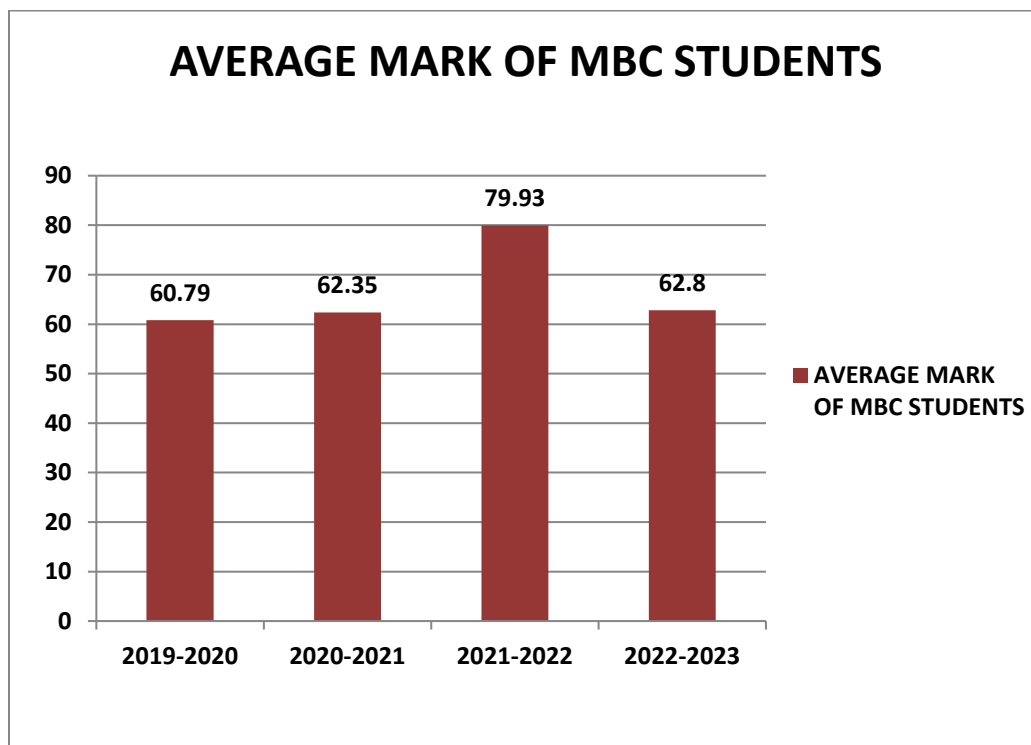
(AUTONOMOUS)

DEPARTMENT OF AGRICULTURAL ENGINEERING



Improvement in the quality of MBC students admitted to the program

YEAR	CAY m3 (2019-2020)	CAY m2 (2020-2021)	CAY m1 (2021-2022)	CAY (2022-2023)
AVERAGE MARK	60.79	62.35	79.93	62.8



*Average Marks of MBC Students admitted in the year 2021-2022 was higher due to COVID



NANDHA ENGINEERING COLLEGE

(AUTONOMOUS)

DEPARTMENT OF AGRICULTURAL ENGINEERING



Improvement in the quality of OC students admitted to the program

YEAR	CAY m3 (2019-2020)	CAY m2 (2020-2021)	CAY m1 (2021-2022)	CAY (2022-2023)
AVERAGE MARK	62.67	64.66	0	69.0

AVERAGE MARK OF OC STUDENTS

