



NANDHA ENGINEERING COLLEGE

(AUTONOMOUS)

ERODE – 638052, TAMILNADU



INSTITUTIONS INNOVATION COUNCIL (IIC) &

COMPUTER SCIENCE ENGINEERING

PH : 04294 – 225585,223711

FAX : 04294 – 224787

E mail : info@nandhaengg.org

website : <http://nandhaengg.org>

Thiru V. SHANMUGAN
Chairman

Thiru S. NANDHAKUMAR PRADEEP
Secretary

Thiru S. THIRUMOORTHY
Secretary

Sri Nandha Educational Trust

Sri Nandha Educational Trust

Nandha Educational Institutions

PATRON

Dr. N. Rengarajan,
Principal

CONVENOR

Dr. D. Vanathi,
HOD – Department of CSE

PRESIDENT

Dr. M. Easwaramoorthi,
DEAN – Department of Mechanical Engg.

CiPD CO-ORDINATOR

Mr. B. Deepa, Asst Professor

INVITATION

Institution's Innovation Council (IIC) &
Computer Science and Engineering Association

Cordially Invite you for the

A Workshop on “*How to grow a
Business with WordPress*”

Date: 20.10.2022

Time: 09.30 AM

Target Audience: I, II, III, IV Year CSE Students

Venue: CC3 Laboratory



NANDHA ENGINEERING COLLEGE

(Autonomous)

Erode-638052

DEPARTMENT OF COMPUTER SCIENCE & ENGINEERING &
INSTITUTIONS INNOVATION COUNCIL (IIC)


Organized



A Workshop on "How to grow a Business with WordPress"

Agenda

Date & Time	:	20.10.2022 @ 09:30 am	Venue: CC3 Lab
Welcome Address	:	Dr. D. Vanathi HoD/ CSE, Nandha Engineering College	
Session	:	Mr. S. Venkatesan, Web Developer Bright Bridge Info Tech, Tidal Park, Coimbatore	
Vote of Thanks	:	Dr. S. Prabhu, Assistant Professor/ CSE, Nandha Engineering College.	
National Anthem			



**NANDHA ENGINEERING COLLEGE (AUTONOMOUS),
ERODE-52**



**DEPARTMENT OF COMPUTER SCIENCE & ENGINEERING,
&
INSTITUTION'S INNOVATION COUNCIL (IIC)**

Organized

A National Workshop on

How to grow a Business with WordPress

Department of Computer Science and Engineering, Nandha Engineering College along with CIPD had organized a Workshop on **"How to grow a Business with WordPress"** on 20th October, 2022. The Resource Persons of the workshops Mr. S. Venkatesan, Web Developer, Bright Bridge Info Tech, Tidal Park, Coimbatore, explained about the main objectives of the workshop. The main objectives are,

INTRODUCTION TO WORDPRESS

WordPress is a free, open-source website creation platform. On a more technical level, WordPress is a content management system (CMS) written in PHP that uses a MySQL database. WordPress is the easiest and most powerful blogging and website builder in existence today.

Totally, 72 students attended the workshop.


STUDENTS EXPERIENCE


It was a wonderful day. Today's Workshop was fantastic and Worth listening. The workshop was organized by our CSE department in association with Institutions Innovation Council (IIC) based on "How to create a website to grow a

Business with WordPress". The workshop was trained by Mr. S. Venkatesan who is a Web Developer in Bright Bridge Infotech Coimbatore.


I was really happy that even with no experience in design and communication I, learned a lot from the workshop. In Today's Session, We learnt about how to work on WordPress. I slightly felt easy to work on because I have already learned about HTML and CSS. In Morning sessions, we have learnt about the basic concepts about WordPress after that we installed the WordPress software in PC and worked on it. After that he explained about the basics of the software, how we are hosting a website using WordPress and how to get domain name etc., In the Afternoon Session we start to design website in localhost using the WordPress with the assistance of the trainer. He taught us how to install the Plugins which are used to design a webpage. And finally, we installed a Plugin named as "WooCommerce" which is the kind of plugin which is used to design WooCommerce websites which will be help us to develop a shopping website and so on. Initially it took more steps to activate after activating it was quiet User Friendly, easy to design. After Working on it, I was very happily excited to do more designing sites. I successfully designed a shopping website. Thank to the organizing team and presenters who make the session more effective.

BROCHURE:

 **NANDHA ENGINEERING COLLEGE, ERODE - 52**
(Autonomous)

 **INSTITUTION'S
INNOVATION
COUNCIL**
DRIVE FOR EXCELLENCE

Department of Computer Science and Engineering
in association with
Institution's Innovation Council (IIC)
Organizes



Mr. S. VENKATESAN
WEB DEVELOPER
BRIGHT BRIDGE INFO TECH
TIDAL PARK, COIMBATORE - 641014

A Workshop on

**How to Create a Website to
grow a Business with WordPress**

Thursday | 09:30 AM | 20th Oct 22

VENUE:
COMPUTER CENTER III - LABORATORY

EVENT COORDINATORS
Dr. S. PRABHU, ASP / CSE
Mrs. B. DEEPA, AP / CSE

CONVENOR
Dr. D. VARATHI, HOD / CSE

PRESIDENT - IIC (NEC)
Dr. M. EASWARAMOORTHY

DIRECTOR
Dr. J. SENTHIL

PRINCIPAL
Dr. N. RENGARAJAN



NANDHA ENGINEERING COLLEGE

(AUTONOMOUS)

ERDOE – 638 052

GUEST LECTURE DETAILS

Date: 20.10.2022

Name : Mr. S. Venkatesan,
Company : Bright Bridge Info Tech
Designation : Web Developer
Specialization : WebPage Designing

CERTIFICATE SAMPLE



Nandha
Engineering College, Erode - 52.
(Autonomous)

Department of Computer Science and Engineering
Organizes
A National Workshop on

How to Create a Website to grow a Business with WordPress

Certificate of Participation

This is to Certify that
Dr.S.PRABHU (ATSI/68)
from

Nandha Engineering College
has actively participated in a National Workshop held on 20-10-2022.

Dr. D. Vanathi
Convener

(Dr. D. Vanathi, HOD / CSE)

Certificate ID: ZGKIY8-CE000084

Dr. N. Rengarajan
Principal

(Dr. N. Rengarajan)

SESSION SCREENSHOTS



FEEDBACK ABOUT THE SESSION CONSOLIDATED

S.No.	Student Name (With Initial)	Mail ID	The courses was well organized	The content delivery was good	The courses was relevant to my profession	The courses was presented in an organized manner	The instructor was knowledgeable on the topic	The length of the courses was appropriate	In your opinion, about this courses	What was the most useful thing you learned in this courses?	Any suggestions for improvement
1	AGATHIYAN.P	agathiyan.20cs001@nandhaengg.org	Agree	Agree	Strongly agree	Agree	Agree	Agree	Introductory	How to develop best website	Nil
2	AJAY.C	ajay.20cs002@nandhaengg.org	Strongly agree	Strongly agree	Strongly agree	Agree	Agree	Agree	Advanced	Web developing	No
3	ARAVIND R	aravind.20cs004@nandhaengg.org	Agree	Agree	Strongly agree	Agree	Strongly agree	Neutral	Intermediate	To develop an effective webpage	Nil
4	Arjun K S	arjun.20cs005@nandhaengg.org	Agree	Neutral	Agree	Neutral	Agree	Neutral	Intermediate	From this session I learnt the Basic Web design	In my opinion clarity of teaching is missing
5	ARUNRAJA.R	arunraja.20cs006@nandhaengg.org	Strongly agree	Strongly agree	Strongly agree	Strongly agree	Strongly agree	Strongly agree	Advanced	Web developing	No
6	Ashok Kumar.D	ashokkumar.20cs007@nandhaengg.org	Strongly agree	Agree	Agree	Agree	Strongly agree	Agree	Intermediate	No	No
7	BAAZILKUMAR R	baazilkumar.20cs008@nandhaengg.org	Agree	Agree	Agree	Agree	Agree	Agree	Intermediate	I have learnt to build a website using wordpress	The clarity of teaching can be improved.

8	M BALAKUMARAN	balakumaran.20cs009@nandhaengg.org	Strongly agree	Strongly agree	Strongly agree	Strongly agree	Strongly agree	Strongly agree	Advanced	learned basic concepts about bootstrap	it's perfect
9	Bharath kumar.S	bharathkumar.20cs010@nandhaengg.org	Agree	Agree	Agree	Agree	Agree	Agree	Intermediate	I learn to use basic concepts about web development	Nil
10	S.Bhuvaneshwari	bhuvaneshwari.20cs011@nandhaengg.org	Strongly agree	Strongly agree	Strongly agree	Strongly agree	Strongly agree	Strongly agree	Intermediate	It was so useful&It was more interactive	No
11	BOOPATHI P	boopathi.20cs012@nandhaengg.org	Agree	Agree	Strongly agree	Agree	Strongly agree	Agree	Intermediate	I learnt about the bootstraps styling concept	It's perfect
12	S.Deepak	deepak.20cs014@nandhaengg.org	Strongly agree	Strongly agree	Strongly agree	Strongly agree	Strongly agree	Strongly agree	Introductory	Web programming	no
13	DEEPIKA.K	deepika.20cs015@nandhaengg.org	Strongly agree	Strongly agree	Strongly agree	Strongly agree	Strongly agree	Strongly agree	Intermediate	webpage designing	no
14	DHANIKA G	dhanika.20cs017@nandhaengg.org	Strongly agree	Strongly agree	Strongly agree	Strongly agree	Strongly agree	Strongly agree	Intermediate	I have learnt to design a web page	No
15	DHARSHAN.K	dharshan.20cs018@nandhaengg.org	Agree	Strongly agree	Strongly agree	Strongly agree	Strongly agree	Agree	Intermediate	I know how to create web pages	no
16	Dhashinesh L	dhashinesh.20cs019@nandhaengg.org	Strongly agree	Strongly agree	Strongly agree	Strongly agree	Strongly agree	Strongly agree	Intermediate	About word press	Nothing
17	DINESH.S	dinesh.20cs020@nandhaengg.org	Agree	Agree	Agree	Agree	Agree	Agree	Intermediate	How to create a beautiful webpages using WordPress	No

18	GOBINATH K S	gobinath.20cs023@nandhaengg.org	Strongly agree	Strongly agree	Strongly agree	Strongly agree	Strongly agree	Strongly agree	Intermediate	Wordpress	Nothing
19	GOKULKUMAR K P	gokulkumar.20cs025@nandhaengg.org	Neutral	Neutral	Neutral	Neutral	Neutral	Neutral	Introductory	To create pages	-
20	GOMATHI.M	gomathi.20cs026@nandhaengg.org	Agree	Agree	Strongly agree	Strongly agree	Agree	Agree	Intermediate	Creating webpage using wordpress	Nil
21	Gowsihan.R	gowsihan.20cs027@nandhaengg.org	Agree	Agree	Agree	Agree	Agree	Neutral	Introductory	software of WordPress	Nil
22	GUGAPRIYAA.S	gugapriyaa.20cs028@nandhaengg.org	Agree	Agree	Strongly agree	Agree	Agree	Agree	Intermediate	The creation of the websites	No
23	HARISH.J	harishj.20cs031@nandhaengg.org	Strongly agree	Strongly agree	Strongly agree	Agree	Neutral	Agree	Intermediate	no	no
24	Harivardhini.S	harivardhini.20cs032@nandhaengg.org	Agree	Agree	Strongly agree	Agree	Strongly agree	Strongly agree	Intermediate	I learned how to develop a web page in Easy way .The session was good	No
25	Kannan.S	kannan.20cs037@nandhaengg.org	Agree	Agree	Agree	Agree	Agree	Agree	Intermediate	Web programming	Nil
26	KAVIYA.R	kaviya.20cs041@nandhaengg.org	Agree	Strongly agree	Strongly agree	Agree	Strongly agree	Agree	Advanced	I learned to know how to develop a web page easily.	No comments.class was good
27	MONIKA.T	monika.20cs049@nandhaengg.org	Agree	Agree	Strongly agree	Agree	Agree	Agree	Intermediate	Web development	No
28	Nandhini.M	nandhini.20cs052@nandhaengg.org	Agree	Agree	Agree	Agree	Agree	Agree	Introductory	So many ways to develop a web.	Nothing
29	NANJIN MOORTHY J	nanjinmoorthy.20cs053@nandhaengg.org	Agree	Agree	Agree	Agree	Agree	Agree	Intermediate	web development	No Suggestion

30	NAVEEN V	naveenv.20cs055@nandhaengg.org	Strongly agree	Strongly agree	Strongly agree	Strongly agree	Strongly agree	Strongly agree	Intermediate	I learned how to create a web page.	Check the requirements before the session.
31	PRANITH R	pranith.20cs058@nandhaengg.org	Agree	Agree	Agree	Agree	Agree	Agree	Advanced	Web developing	No
32	PRASANTH.G	prasanth.20cs059@nandhaengg.org	Agree	Agree	Strongly agree	Agree	Strongly agree	Neutral	Introductory	Wordpress	No
33	PREETHIKA.P	preethika.20cs062@nandhaengg.org	Strongly agree	Strongly agree	Agree	Agree	Strongly agree	Agree	Intermediate	Web development	No
34	D.PREETHISHRI	preethishri.20cs063@nandhaengg.org	Strongly agree	Agree	Strongly agree	Agree	Strongly agree	Strongly agree	Introductory	Website development	Nil
35	RABISWARAN S	rabiswaran.20cs065@nandhaengg.org	Agree	Agree	Agree	Agree	Agree	Agree	Intermediate	To create a website	NO
36	Ragul V	ragulv.20cs067@nandhaengg.org	Strongly agree	Strongly agree	Strongly agree	Strongly agree	Strongly agree	Strongly agree	Introductory	Website development	No
37	RAHUL S	rahuls.20cs069@nandhaengg.org	Strongly agree	Strongly agree	Strongly agree	Strongly agree	Strongly agree	Strongly agree	Advanced	Learned to publish a shopping website of own by using wordpress and plugins	Awesome but the time to learn was short we need more time
38	RESHMAA KM	reshmaa.20cs075@nandhaengg.org	Agree	Strongly agree	Strongly agree	Strongly agree	Strongly agree	Agree	Intermediate	Create web page	No
39	Rithika R	rithika.20cs076@nandhaengg.org	Agree	Strongly agree	Strongly agree	Strongly agree	Strongly agree	Agree	Intermediate	Can able to create webpage using wordpress	Nil
40	ROHITH M	rohith.20cs077@nandhaengg.org	Agree	Agree	Agree	Agree	Agree	Agree	Intermediate	Knowledge gained	Nil

41	RUBANSANTHOSH G.B	rubansanthosh.20cs078@nandhaengg.org	Strongly agree	Agree	Strongly agree	Strongly agree	Agree	Agree	Intermediate	About wordpress	Nothing
42	SATHYA.G	sathya.20cs092@nandhaengg.org	Agree	Agree	Agree	Agree	Agree	Agree	Intermediate	About the xampp and wordpress. I learned how to work this software. This is very uaefull to me to develop my web app. Thank you	No
43	SELVARAMESHKUMAR.P	selvarameshkumar.20cs093@nandhaengg.org	Strongly agree	Strongly agree	Strongly agree	Strongly agree	Strongly agree	Strongly agree	Introductory	Good	No
44	SHANMUGAPRIYA P	shanmugapriyap.20cs094@nandhaengg.org	Agree	Agree	Agree	Agree	Agree	Agree	Intermediate	Learning wordpress	Nil
45	SIVARANJANI.I	sivaranjani.20cs097@nandhaengg.org	Strongly agree	Agree	Strongly agree	Agree	Agree	Strongly agree	Introductory	How to create web page	Teaching method
46	Sowmya.M	sowmyam.20cs100@nandhaengg.org	Strongly agree	Strongly agree	Strongly agree	Strongly agree	Strongly agree	Strongly agree	Advanced	How to create webpage	No
47	Sowmya A	sowmyaa.20cs101@nandhaengg.org	Strongly agree	Strongly agree	Strongly agree	Strongly agree	Strongly agree	Strongly agree	Introductory	Web designing	No suggestions it was very useful
48	Sri Senthur Murugan.P	srisenthurmurugan.20cs102@nandhaengg.org	Strongly agree	Strongly agree	Strongly agree	Strongly agree	Strongly agree	Strongly agree	Advanced	We learn about wocommerce	Nothing
49	SRIMATHI C N	srimathi.20cs103@nandhaengg.org	Agree	Strongly agree	Strongly agree	Strongly agree	Strongly agree	Agree	Intermediate	Website development	Nil

50	SRINESH.M	srinesh.20cs104@nandhaengg.org	Strongly agree	Agree	Agree	Strongly agree	Agree	Strongly agree	Intermediate	Plugins	No
51	K.SUGUMAR	sugumar.20cs105@nandhaengg.org	Agree	Agree	Agree	Agree	Agree	Agree	Intermediate	-	-
52	SURUTHI. S	suruthi.20cs107@nandhaengg.org	Agree	Agree	Agree	Agree	Neutral	Agree	Intermediate	Xamp and wordpress is the most useful thing learned in thus courses	I feel little bit improvement for this course
53	SURYA S	surya.20cs108@nandhaengg.org	Strongly agree	Strongly agree	Strongly agree	Strongly agree	Strongly agree	Strongly agree	Introductory	It is useful to learn about Woocommerce	No this session is good
54	Swetha R	swetha.20cs110@nandhaengg.org	Strongly agree	Strongly agree	Strongly agree	Strongly agree	Strongly agree	Strongly agree	Introductory	Yes it's good	No
55	S Thamseel Ahamed	thamseelahamed.20cs111@nandhaengg.org	Agree	Neutral	Agree	Agree	Agree	Strongly agree	Advanced	It is very useful to learn about woo commerce	No,The session was nice
56	Tharun.M	tharun.20cs112@nandhaengg.org	Strongly agree	Strongly agree	Strongly agree	Strongly agree	Strongly agree	Strongly agree	Introductory	It Was Very Useful Because I Learn Word Press	No
57	R. Thavasi	thavasi.20cs113@nandhaengg.org	Strongly agree	Agree	Agree	Agree	Agree	Agree	Intermediate	Fluging	No
58	Trisha.V	trisha.20cs114@nandhaengg.org	Agree	Agree	Agree	Agree	Agree	Agree	Introductory	About web designing	Can be more informative
59	B.vanishree	vanishree.20cs116@nandhaengg.org	Strongly agree	Strongly agree	Strongly agree	Strongly agree	Strongly agree	Strongly agree	Intermediate	Learn the usage of wordpress and plugins	No
60	VENKATESH S	venkatesh.20cs117@nandhaengg.org	Strongly agree	Strongly agree	Strongly agree	Strongly agree	Strongly agree	Strongly agree	Advanced	It's very useful to learn WoCommerce	No

61	Brintha A	20csl01@nandhaengg.org	Strongly agree	Strongly agree	Strongly agree	Strongly agree	Strongly agree	Strongly agree	Introductory	Web	Web
62	KARTHICK P	20csl07@nandhaengg.org	Strongly agree	Strongly agree	Strongly agree	Strongly agree	Strongly agree	Strongly agree	Introductory	Wordpress	Nil
63	Nk Priyadharshini	20csl09@nandhaengg.org	Strongly Disagree	Strongly Disagree	Strongly Disagree	Agree	Agree	Agree	Introductory	It will used for placement sir	No sir
64	SARUNIMA A	20csl10@nandhaengg.org	Agree	Agree	Agree	Agree	Agree	Agree	Advanced	To do in workpress	No
65	Sowmiya.S	20csl11@nandhaengg.org	Strongly agree	Strongly agree	Strongly agree	Strongly agree	Strongly agree	Strongly agree	Introductory	Web	No
66	SRI BALAJI PRABHU. D	20csl12@nandhaengg.org	Strongly agree	Strongly agree	Strongly agree	Strongly agree	Strongly agree	Strongly agree	Intermediate	Learned the usage of word press and it's plug-ins. Was able to create a webpage	Nil
67	Ashwin S	21cs005@nandhaengg.org	Agree	Neutral	Agree	Agree	Neutral	Agree	Advanced	To develop a web developer.	Nil
68	DARSINI K	21cs011@nandhaengg.org	Agree	Agree	Agree	Agree	Agree	Agree	Intermediate	Website development	No
69	DINESH M	21cs017@nandhaengg.org	Strongly agree	Agree	Agree	Agree	Agree	Strongly agree	Introductory	Webpage created	Good
70	ELAMATHI T.M.	21cs019@nandhaengg.org	Agree	Agree	Agree	Agree	Agree	Agree	Intermediate	Website development	No
71	Santhosh M	21cs078@nandhaengg.org	Agree	Neutral	Agree	Neutral	Neutral	Neutral	Intermediate	How to create a website	Everything is perfect
72	Srihariraj R C	21cs091@nandhaengg.org	Neutral	Agree	Agree	Agree	Strongly agree	Disagree	Introductory	To create a website through a website	Systems are organised properly and some software issued

73	THIVIYAPRAKASH E	21cs105@nandhaengg.org	Agre e	Agre e	Agre e	Agre e	Agre e	Agre e	Intermediate	What is word	Need software updates
74	VINOTH K	21cs117@nandhaengg.org	Agre e	Agre e	Agre e	Agre e	Agre e	Agre e	Intermediate	To create a website through website	No time to learn the course
75	DEEPA B	deepacse@nandhaengg.org	Stro ngly agre e	Agre e	Stro ngly agre e	Agre e	Agre e	Agre e	Intermediate	Creation of website using WordPress	Time constraint
76	Dr.S.PRABHU	prabhu.s@nandhaengg.org	Stro ngly agre e	Stro ngly agre e	Stro ngly agre e	Stro ngly agre e	Stro ngly agre e	Stro ngly agre e	Intermediate	Database Connection	NO
77	S.KAVITHA	skavithacse@nandhaengg.org	Stro ngly agre e	Stro ngly agre e	Stro ngly agre e	Stro ngly agre e	Stro ngly agre e	Stro ngly agre e	Introductory	Database Connection	NO


 FACULTY INCHARGE


 HOD/CSE




 PRINCIPAL 10.10.25
 Nandha Engineering College
 (Autonomous)
 Erode - 638 052.



NANDHA ENGINEERING COLLEGE

(AUTONOMOUS)

ERODE – 638052, TAMILNADU



INSTITUTIONS INNOVATION COUNCIL (IIC) &

COMPUTER SCIENCE ENGINEERING

PH : 04294 – 225585,223711

FAX : 04294 – 224787

E mail : info@nandhaengg.org

website : <http://nandhaengg.org>

Thiru V. SHANMUGAN
Chairman

Thiru S. NANDHAKUMAR PRADEEP
Secretary

Thiru S. THIRUMOORTHY
Secretary

Sri Nandha Educational Trust

Sri Nandha Educational Trust

Nandha Educational Institutions

PATRON

Dr. N. Rengarajan,
Principal

CONVENOR

Dr. D. Vanathi,
HOD – Department of CSE

PRESIDENT

Dr. M. Easwaramoorthi,
DEAN – Department of Mechanical Engg.

CiPD CO-ORDINATOR

Mr. B. Deepa, Asst Professor

INVITATION

Institution's Innovation Council (IIC) &
Computer Science and Engineering Association

Cordially Invite you for the

Workshop on “*Enhancing the
Freelancing Skills using Essentials
Workspace in Photoshop*”

Date: 19.12.2022

Time: 10.00 AM

Target Audience: I, II, III, IV Year CSE Students

Venue: CC5 Laboratory



10-10-23
PRINCIPAL
Nandha Engineering College
(Autonomous)
Erode 638 052.

**NANDHA ENGINEERING COLLEGE (AUTONOMOUS),
ERODE-52**

**DEPARTMENT OF COMPUTER SCIENCE & ENGINEERING,
&
INSTITUTION'S INNOVATION COUNCIL (IIC)**

Organized

**Workshop on “*Enhancing the Freelancing Skills using Essentials
Workspace in Photoshop*”**

The Department of Computer Science and Engineering, Nandha Engineering College along with CiPD cell had organized a Workshop on “Workshop on Enhancing the Freelancing Skills using Essentials Workspace in Photoshop” 19th December, 2022 . The Resource Persons of the workshops was Mr. S.Manikandan , Designer at Nandha Engineering College gave a hands on experience in Essentials in Photoshop. The main objectives are,

The main objective of the Essentials workspace is to provide users with a default, versatile layout that includes essential tools and panels for common design and editing tasks. It's designed to be a well-rounded workspace that can accommodate a wide range of Photoshop users, from beginners to advanced users.

Key characteristics of the Essentials workspace typically include:


1. **Toolbar:** It includes commonly used tools for tasks like selection, painting, text, and more.
2. **Panels:** Panels such as Layers, Channels, Paths, and History are usually visible, allowing users to access and manipulate essential elements of their projects.
3. **Options Bar:** This bar displays options for the currently selected tool, making it easy to customize tool settings quickly.
4. **Document Window:** The central area where you can open and edit your images or design projects.
5. **Customizability:** While the Essentials workspace provides a default set of tools and

panels, users can customize it to add or remove elements based on their preferences and specific workflows.

6. By default, Photoshop uses a workspace known as **Essentials**. If you've never chosen a different workspace, you're using the Essentials workspace. It's also the workspace we use in our tutorials. Essentials is a general-purpose workspace, suitable for many different tasks. It includes some of Photoshop's more commonly-used panels, like **Layers**, **Adjustments** and **Properties**, along with the Color and Swatches panels

OVERVIEW OF ESSENTIALS OF PHOTOSHOP

- The *Application bar* across the top contains a workspace switcher, menus (Windows only), and other application controls. On the Mac for certain products, you can show or hide it using the Window menu.
- The *Tools panel* contains tools for creating and editing images, artwork, page elements, and so on. Related tools are grouped.
- The *Options bar Control panel* displays options for the currently selected tool.
- The *Document window* displays the file you're working on.
- *Panels* help you monitor and modify your work. Panels can be grouped, stacked, or docked.
- The *Application frame* groups all the workspace elements in a single, integrated window that lets you treat the application as a single unit. Panels don't disappear when you switch applications or when you accidentally click out of the application. If you work with two or more applications, you can position each application side by side on the screen or on multiple monitors.



With Photoshop workspace, you can customize the interface and tailor it for your specific needs. This photo editing software has so many panels that they can hardly fit into the screen. So, it's essential to display only those panels that you currently need and use. For instance, a shooter needs only specific panels to process images.

If you need to perform other operations besides editing and retouching, you can use panels suitable for graphic design, clip editing, or typography. You can clear the interface from unnecessary panels and enhance your productivity.


Read on to learn what useful features you can use:

Wide choice of brightness levels: Select Edit > Preference (Windows) or Photoshop > Preferences (macOS) and pick a Color Theme swatch in the Interface section.

On-image displays: They keep you informed when you are using your favorite tools. They show dimensions, transformation angles, etc. Besides, you can change the location of displays. To do that, pick the Option from the Show Transformation Values in the Interface preferences.

Maximized screen space: You can switch between Standard and Fullscreen display modes by clicking on the button at the bottom of the toolbar.

Set UX color: What's more, you can adjust the color theme of the interface. You may choose among Black, Dark Gray, Medium Gray and Light Gray options. First, select Edit > Preferences > Interface. Pick the color theme you like most.



BROCHURE:



NANDHA
ENGINEERING COLLEGE, Erode - 52.
(Autonomous)



Department of Computer Science & Engineering
In Association with
Multimedia Club
Organizes

A Workshop on



ESSENTIALS
WORKSPACE
IN PHOTOSHOP

S. Manikandan B.Sc., | Designer | Nandha Engineering College

Monday | 09:30 am | 19th Dec 22 | CC3 Lab

Co - ordinator
Ms. S. Geetha
Ms. B. Deepa

HoD - CSE
Dr. D. Vanathi

MANIKANDAN S

DESIGNER



☎ 91594 55343
✉ mani26sakthivel@gmail.com
🏠 Palakkuttai, Anthyur - 638501.

PROFILE

I'm worked as a **Freelancing Designer** for two and a half years. Also, I have 8 months experience as a **Designer at Nandha Engineering College**. So I'm looking for Graphic Designer job to enhance my knowledge and showcase my skills.

EXPERIENCE

Designer

Nandha Engineering College (Autonomous)
Perundurai - 638052.

I have 8 months experience as Designer at Nandha Engineering College. Here, my job is to design the Invitations, Brochures, Certificates, Promo & Intro videos, Reach Contents, Posters and etc..

Freelancing Designer

Part Time Work

I have two and a half years experience in Freelancing works. Freelancing works are: Digital Paintings, Album Works, Posters, Retouch Works, Illustrator Drawings, Mosaic, Customized Pouches, Frames, Mugs and Caricature Designs.

EDUCATION

2022 - 2024
M.Sc Computer Science
Pursuing - PARK'S College,
Tiruppur
Bharathiyar University

2019 - 2022
B.Sc Computer Science
81.7% - Shree Venkateshwara
Arts & Science (Co-Education)
College, Othakuthirai, Gobi
Bharathiyar University

2017 - 2019
HSC 11th & 12th
63.8% - Govt. Boys Higher Sec.
School, Anthyur
State Board

2017
SSLC 10th
89.4% - Govt. High School,
Pudhukkadu - Gandhi Nagar
State Board

EXPERTISE



ADOBE
PHOTOSHOP

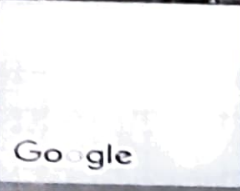



ADOBE
ILLUSTRATOR





COREL DRAW

SESSION SCREENSHOTS



Vallkaalmedu, Tamil Nadu, India
7JPC+CR2, Vallkaalmedu, Tamil Nadu 638052, India
Lat 11.285988°
Long 77.62209°
19/12/22 10:58 AM

GPS Map Camera



Vailkaalmedu, Tamil Nadu, India

7JPC+CR2, Vailkaalmedu, Tamil Nadu 638052, India
Lat 11.285988°
Long 77.62209°
19/12/22 10:57 AM

FEEDBACK ABOUT THE SESSION CONSOLIDATED

S.No.	Student Name (With Initial)	Mail ID	The courses was well organized	The content delivery was good	The courses was relevant to my profession	The courses was presented in an organized manner	The instructor was knowledgeable on the topic	The length of the courses was appropriate	In your opinion, about this courses	What was the most useful thing you learned in this courses?	Any suggestions for improvement
1	AKSHAYA V	akshaya.20cs003@nandhaengg.org	Agree	Agree	Strongly agree	Agree	Agree	Agree	Advanced	Incredibly informative workshop.	Nil
2	ARAVIND R	aravind.20cs004@nandhaengg.org	Strongly agree	Strongly agree	Strongly agree	Agree	Agree	Agree	Intermediate	Beneficial for freelancers.	No
3	ARJUN K S	arjun.20cs005@nandhaengg.org	Agree	Agree	Strongly agree	Agree	Strongly agree	Neutral	Intermediate	Very informative.	Nil
4	ARUNRAJA R	arunraja.20cs006@nandhaengg.org	Agree	Neutral	Agree	Neutral	Agree	Neutral	Advanced	No	In my opinion clarity of teaching is missing
5	ASHOK KUMAR D	ashokkumar.20cs00@nandhaengg.org	Strongly agree	Strongly agree	Strongly agree	Strongly agree	Strongly agree	Strongly agree	Advanced	Truly enlightening.	No
6	BAAZILKUMAR R	baazilkumar.20cs008@nandhaengg.org	Strongly agree	Agree	Agree	Agree	Strongly agree	Agree	Intermediate	Valuable skill-building session	No
7	ANUSHOBINI S	21CS002@nandhaengg.org	Agree	Agree	Agree	Agree	Agree	Agree	Intermediate	Informative	The clarity of teaching can be improved.

8	ASHOK L K	21CS003@nandhaengg.org	Strongly agree	Strongly agree	Strongly agree	Strongly agree	Strongly agree	Strongly agree	Advanced		it's perfect
9	ASHOKKUMAR S	21CS004@nandhaengg.org	Agree	Agree	Agree	Agree	Agree	Agree	Advanced	Empowering and career-changing experience.	Nil
10	ASHWIN S	21CS005@nandhaengg.org	Strongly agree	Strongly agree	Strongly agree	Strongly agree	Strongly agree	Strongly agree	Intermediate	Valuable skill-building session.	No
11	BARANIKUMAR K M	21CS006@nandhaengg.org	Agree	Agree	Strongly agree	Agree	Strongly agree	Agree	Intermediate	Skill-enhancing experience	It's perfect
12	BHARUN.D.M	21CS007@nandhaengg.org	Strongly agree	Strongly agree	Strongly agree	Strongly agree	Strongly agree	Strongly agree	Advanced	Practical Photoshop skills workshop	no
13	BOOBALAN D	21CS008@nandhaengg.org	Strongly agree	Strongly agree	Strongly agree	Strongly agree	Strongly agree	Strongly agree	Intermediate	Excellent learning opportunity	no
14	CHANCHAL HAS V	21CS009@nandhaengg.org	Strongly agree	Strongly agree	Strongly agree	Strongly agree	Strongly agree	Strongly agree	Intermediate	Valuable skill-building session.	No
15	CHRISTOPHER R	21CS010@nandhaengg.org	Agree	Strongly agree	Strongly agree	Strongly agree	Strongly agree	Agree	Intermediate	The workshop exceeded my expectations	no
16	DARSINI K	21CS011@nandhaengg.org	Strongly agree	Strongly agree	Strongly agree	Strongly agree	Strongly agree	Strongly agree	Intermediate	Mastered essential Photoshop skills here	Nothing
17	DEVADHARSHINI.G	21CS012@nandhaengg.org	Agree	Agree	Agree	Agree	Agree	Agree	Intermediate	Practical	No
18	DEVENDHIRAN S	21CS013@nandhaengg.org	Strongly agree	Strongly agree	Strongly agree	Strongly agree	Strongly agree	Strongly agree	Intermediate	Engaging content	Nothing

19	DHANESWARA V	21CS014@nandhaengg.org	Neutral	Neutral	Neutral	Neutral	Neutral	Neutral	Neutral	Introductory	Extremely useful	
20	DHANISH S	21CS015@nandhaengg.org	Agree	Agree	Strongly agree	Strongly agree	Agree	Agree		Intermediate	Truly enlightening	Yes
21	DINESH R	21CS016@nandhaengg.org	Agree	Agree	Agree	Agree	Agree	Neutral		Introductory	Incredibly helpful	Yes
22	DINESH.M	21CS017@nandhaengg.org	Agree	Agree	Strongly agree	Agree	Agree	Agree		Intermediate	The workshop truly boosted my freelancing skills	Yes
23	DUSYANTH.NLP	21CS018@nandhaengg.org	Strongly agree	Strongly agree	Strongly agree	Agree	Neutral	Agree		Intermediate	no	no
24	RAHUL S	rahuls.20cs069@nandhaengg.org	Agree	Agree	Strongly agree	Agree	Strongly agree	Strongly agree		Intermediate	I learned how to develop in Easy way. The session was good.	Yes
25	RESHMAA KM	reshmaa.20cs075@nandhaengg.org	Agree	Agree	Agree	Agree	Agree	Agree		Intermediate	Invaluable insights for freelancers' success.	Yes
26	Rithika R	rithika.20cs076@nandhaengg.org	Agree	Strongly agree	Strongly agree	Agree	Strongly agree	Agree		Advanced	Transformed my freelancing capabilities positively.	No comments, class was good
27	ROHITH M	rohith.20cs077@nandhaengg.org	Agree	Agree	Strongly agree	Agree	Agree	Agree		Intermediate	Empowering and career-changing experience	Yes

EVENT CO-ORDINATOR

CIPD COORDINATOR

HoD/CSE



PRINCIPAL
Nandha Engineering College
(Autonomous)
Erode 638 052



NANDHA ENGINEERING COLLEGE

(AUTONOMOUS)

ERODE – 638052, TAMILNADU



INSTITUTIONS INNOVATION COUNCIL (IIC) &

COMPUTER SCIENCE ENGINEERING

PH : 04294 – 225585,223711

FAX : 04294 – 224787

E mail : info@nandhaengg.org

website : <http://nandhaengg.org>

Thiru V. SHANMUGAN
Chairman

Thiru S. NANDHAKUMAR PRADEEP
Secretary

Thiru S. THIRUMOORTHY
Secretary

Sri Nandha Educational Trust

Sri Nandha Educational Trust

Nandha Educational Institutions

PATRON

Dr. N. Rengarajan,
Principal

CONVENOR

Dr. D.Vanathi,
HOD – Department of CSE

PRESIDENT

Dr. M. Easwaramoorthi,
DEAN – Department of Mechanical Engg.

CiPD CO-ORDINATOR

Mr. B.Deepa, Assistant Professor

INVITATION

Institution's Innovation Council (IIC) &
Computer Science and Engineering Association

Cordially Invite you for the

A Workshop on “*A Journey
Beyond Coding – UI/UX Designing*”

Date: 16.02.2023 & 17.02.2023

Time: 10.30 AM

Target Audience: I, II, III, IV Year CSE Students

Venue: CC3 Laboratory



M. Easwaramoorthi
PRINCIPAL 10.10.23
Nandha Engineering College
(Autonomous)
Erode - 638 052.



NANDHA ENGINEERING COLLEGE

(Autonomous)

Erode-638052

DEPARTMENT OF COMPUTER SCIENCE & ENGINEERING &
INSTITUTIONS INNOVATION COUNCIL (IIC)



Organized

A Workshop on “A Journey Beyond Coding – UI/UX Designing”

Agenda

Date & Time : **16.02.2023 @ 10:30 am** **Venue: CC3 Lab**

Welcome Address : **Dr. D. Vanathi**
HoD/ CSE,
Nandha Engineering College

Session : R.Rahul & K.SaranKumar,
Freelancers in UI/UX Designing

Date & Time : **17.02.2023 @ 10:30 am**

Session : R.Rahul & K.SaranKumar,
Freelancers in UI/UX Designing

Vote of Thanks : Ms. S. Geetha,
Assistant Professor/ CSE,
Nandha Engineering College.

National Anthem



NANDHA ENGINEERING COLLEGE (AUTONOMOUS),

ERODE-52



DEPARTMENT OF COMPUTER SCIENCE & ENGINEERING,

&

INSTITUTION'S INNOVATION COUNCIL (IIC)

Organized

A Workshop on “A Journey Beyond Coding – UI/UX Designing”

The Department of Computer Science and Engineering, Nandha Engineering College along with CiPD cell had organized a Workshop on “A Journey Beyond Coding – UI/UX Designing” from 16th February, 2023 to 17th February, 2023. The Resource Persons of the workshops were R.Rahul & K.SaranKumar, Freelancers in UI/UX (User Interface/User Experience) Designing gave a hands on experience in UI/ UX designing. The main objectives are.

Introduction to UI/UX Design: Provide participants with a solid understanding of what UI (User Interface) and UX (User Experience) design are and why they are crucial in modern product development.

Familiarity with Figma: Teach participants how to use Figma, a popular and collaborative design tool, for UI/UX design projects. This includes the basics of creating designs, artboards, components, and utilizing collaborative features.

User-Centered Design Principles: Introduce participants to the core principles of user-centered design, including empathy for users, usability testing, and designing for accessibility.

Wireframing and Prototyping: Teach participants how to create wireframes and interactive prototypes using Figma. This may include techniques for rapid prototyping and user feedback.

Visual Design Skills: Cover essential design elements such as typography, color theory, iconography, and layout design within the context of UI/UX.

Responsive Design: Explain how to design responsive interfaces that work seamlessly on various devices and screen sizes.

ESSENTIALS OF UI/UX DESIGN IN FIGMA:

1. Workspace Overview:

- **Canvas:** The main area where you design your interface.
- **Frames:** Containers for your designs, representing different screens or pages.
- **Layers Panel:** Lists all the design elements and their hierarchy in your project.
- **Tools Panel:** Houses various design tools for creating shapes, text, and more.
- **Property Inspector:** Allows you to modify the properties of selected elements.

2. Design Basics:

- **Typography:** Choose fonts and text styles that align with your brand and improve readability.
- **Color:** Create a color scheme that reflects your brand identity and enhances the user experience.
- **Spacing and Layout:** Maintain consistent spacing between elements, use grids for alignment, and ensure a balanced layout.

3. Components:

- **Create Reusable Elements:** Design buttons, navigation bars, or other recurring elements as components to ensure consistency throughout your project.

4. Prototyping:

- **Create Interactive Links:** Use Figma's prototyping features to link frames together, creating interactive user flows.

BROCHURE:



Nandha
Engineering College, Trichy - 62
(Autonomous)

Affiliated to Anna University, Chennai. Approved by AICTE.
Accredited by NAAC (A+ grade) & Associated by NBA.



**INSTITUTION'S
INNOVATION
COUNCIL**
INTEGRATING INNOVATION

**DEPARTMENT OF
COMPUTER SCIENCE AND ENGINEERING**

Organizes a

National Level Workshop

**A JOURNEY BEYOND
CODING-UI/UX DESIGNING**

16-02-2023 & 17-02-2023 | 10:00 am | CC3 Lab

Resource Persons

Mr. R. Rahul & Mr. K. Sarankumar
Freelancing in UI/UX Designing

Convener

Ms. S. Geetha AP/CSE
Ms. B. Deepa AP/CSE

HOD

Dr. D. Yanathi

Director

Dr. J. Senthil

Principal

Dr. N. Rengarajan

SESSION SCREENSHOTS



GPS Map Camera

Vaikkaalmedu, Tamil Nadu, India

7JPC+7PR, Vaikkaalmedu, Tamil Nadu 638052, India

Lat 11.285834°

Long 77.621792°

16/02/23 11:22 AM



ndha
College

Google

STUDENT WORK



UI/UX Workshop Samples

SAMPLE CERTIFICATES



NANDHA ENGINEERING COLLEGE

(AUTONOMOUS)

Affiliated to Anna University, Chennai. Approved by AICTE, New Delhi

Accredited by NAAC (A+ Grade) & NBA

Erode - 638 052, Tamil Nadu



Nandha CiPD

NANDHA'S INNOVATION DAY 2023

CERTIFICATE OF PARTICIPATION

This certificate is presented to

Mr/Ms AJITH M

of Computer Science and Engineering for his/her participation in the UI DESIGN WORKSHOP
in INNOVATION DAY 2023 organized by NANDHA ENGINEERING COLLEGE, Erode
from 16.02.2023 to 17.02.2023.


Mrs. B. Deepa
CiPD Coordinator


Dr. D. Vanathi
HoD/CSE



NANDHA ENGINEERING COLLEGE

(AUTONOMOUS)

Affiliated to Anna University, Chennai. Approved by AICTE, New Delhi

Accredited by NAAC (A+ Grade) & NBA

Erode - 638 052, Tamil Nadu



Nandha CiPD

NANDHA'S INNOVATION DAY 2023

CERTIFICATE OF PARTICIPATION

This certificate is presented to

Mr/Ms SOWBARNIKA A

of Computer Science and Engineering for his/her participation in the UI DESIGN WORKSHOP
in INNOVATION DAY 2023 organized by NANDHA ENGINEERING COLLEGE, Erode
from 16.02.2023 to 17.02.2023.


Mrs. B. Deepa
CiPD Coordinator


Dr. D. Vanathi
HoD/CSE

FEEDBACK ABOUT THE SESSION CONSOLIDATED

S.No.	Student Name (With Initial)	Mail ID	The courses was well organized	The content delivery was good	The courses was relevant to my profession	The courses was presented in an organized manner	The instructor was knowledgeable on the topic	The length of the courses was appropriate	In your opinion, about this courses	What was the most useful thing you learned in this courses?	Any suggestions for improvement
1	AJAYS	21CS001@nandhaengg.org	Agree	Agree	Strongly agree	Agree	Agree	Agree	Introductory	How to use Figma	Nil
2	ANUSHOBINI S	21CS002@nandhaengg.org	Strongly agree	Strongly agree	Strongly agree	Agree	Agree	Agree	Advanced	Designing & developing a Design	No
3	ASHOK L K	21CS003@nandhaengg.org	Agree	Agree	Strongly agree	Agree	Strongly agree	Neutral	Intermediate	To develop an effective webpage	Nil
4	ASHOKKUMAR S	21CS004@nandhaengg.org	Agree	Neutral	Agree	Neutral	Agree	Neutral	Intermediate	From this session I learnt the Basic essentials UI design	In my opinion clarity of teaching is missing
5	ASHWIN S	21CS005@nandhaengg.org	Strongly agree	Strongly agree	Strongly agree	Strongly agree	Strongly agree	Strongly agree	Advanced	No	No
6	BARANIKUMAR K M	21CS006@nandhaengg.org	Strongly agree	Agree	Agree	Agree	Strongly agree	Agree	Intermediate	No	No
7	BHARUN.D.M	21CS007@nandhaengg.org	Agree	Agree	Agree	Agree	Agree	Agree	Intermediate	I have learnt to build a image using UI/UX	The clarity of teaching can be improved.

8	BOOBALAN D	21CS008@nandhaengg.org	Strongly agree	Strongly agree	Strongly agree	Strongly agree	Strongly agree	Strongly agree	Advanced	learned basic concepts	it's perfect
9	CHANCHAL HAS V	21CS009@nandhaengg.org	Agree	Agree	Agree	Agree	Agree	Agree	Intermediate	I learn to use basic concepts	Nil
10	CHRISTOPHER R	21CS010@nandhaengg.org	Strongly agree	Strongly agree	Strongly agree	Strongly agree	Strongly agree	Strongly agree	Intermediate	It was so useful&It was more interactive	No
11	DARSINI K	21CS011@nandhaengg.org	Agree	Agree	Strongly agree	Agree	Strongly agree	Agree	Intermediate	I learnt about the styling concept	It's perfect
12	DEVADHARSHINI.G	21CS012@nandhaengg.org	Strongly agree	Strongly agree	Strongly agree	Strongly agree	Strongly agree	Strongly agree	Introductory	App programming	no
13	DEVENDHIRAN S	21CS013@nandhaengg.org	Strongly agree	Strongly agree	Strongly agree	Strongly agree	Strongly agree	Strongly agree	Intermediate	App designing	no
14	DHANESWARA.V	21CS014@nandhaengg.org	Strongly agree	Strongly agree	Strongly agree	Strongly agree	Strongly agree	Strongly agree	Intermediate	I have learnt to design a front-end page	No
15	DHANISH S	21CS015@nandhaengg.org	Agree	Strongly agree	Strongly agree	Strongly agree	Strongly agree	Agree	Intermediate	I know how to create front pages	no
16	DINESH R	21CS016@nandhaengg.org	Strongly agree	Strongly agree	Strongly agree	Strongly agree	Strongly agree	Strongly agree	Intermediate	About model view control	Nothing
17	DINESH.M	21CS017@nandhaengg.org	Agree	Agree	Agree	Agree	Agree	Agree	Intermediate	How to create a beautiful App using UI/UX	No
18	DUSYANTH.N.P	21CS018@nandhaengg.org	Strongly agree	Strongly agree	Strongly agree	Strongly agree	Strongly agree	Strongly agree	Intermediate	No	Nothing

19	ELAMATHI T M	21CS019@nandhaengg.org	Neut ral	Neut ral	Neut ral	Neut ral	Neut ral	Neut ral	Introductory	To create pages	-
20	ELAMPARITHI S	21CS020@nandhaengg.org	Agre e	Agre e	Stro ngly agre e	Stro ngly agre e	Agre e	Agre e	Intermediate	Creating Page using Figma	Nil
21	GIRIJA GAYATHRI M	21CS021@nandhaengg.org	Agre e	Agre e	Agre e	Agre e	Agre e	Neut ral	Introductory	Figma use	Nil
22	GOBINATH G	21CS022@nandhaengg.org	Agre e	Agre e	Stro ngly agre e	Agre e	Agre e	Agre e	Intermediate	The creation of the websites	No
23	GOKUL G	21CS023@nandhaengg.org	Stro ngly agre e	Stro ngly agre e	Stro ngly agre e	Agre e	Neut ral	Agre e	Intermediate	no	no
24	GOKUL K	21CS024@nandhaengg.org	Agre e	Agre e	Stro ngly agre e	Agre e	Stro ngly agre e	Stro ngly agre e	Intermediate	I learned how to develop in Easy way .The session was good	No
25	GOMATHY G	21CS025@nandhaengg.org	Agre e	Agre e	Agre e	Agre e	Agre e	Agre e	Intermediate	UI Designing	Nil
26	GOWRI SHANKAR R	21CS026@nandhaengg.org	Agre e	Stro ngly agre e	Stro ngly agre e	Agre e	Stro ngly agre e	Agre e	Advanced	I learned to know how to develop a front end page easily.	No commnts.class was good
27	GOWTHAM M	21CS027@nandhaengg.org	Agre e	Agre e	Stro ngly agre e	Agre e	Agre e	Agre e	Intermediate	Web development	No
28	HARIHARAN M	21CS028@nandhaengg.org	Agre e	Agre e	Agre e	Agre e	Agre e	Agre e	Introductory	So many ways to develop a web.	Nothing
29	HARINI V	21CS029@nandhaengg.org	Agre e	Agre e	Agre e	Agre e	Agre e	Agre e	Intermediate	web development	No Suggestion
30	HARSHINI S	21CS030@nandhaengg.org	Stro ngly agre	Stro ngly agre	Stro ngly agre	Stro ngly agre	Stro ngly agre	Stro ngly agre	Intermediate	I learned how to create a web page.	Check the requirements before the

			e	e	e	c	e	e			session.
31	HEMANATH P	21CS031@nandhaengg.org	Agree	Agree	Agree	Agree	Agree	Agree	Advanced	How to use Figma	Good
32	PRASANTH.G	prasanth.20cs059@nandhaengg.org	Agree	Agree	Strongly agree	Agree	Strongly agree	Neutral	Introductory	Designing & developing a Design	No
33	PREETHIKA.P	preethika.20cs062@nandhaengg.org	Strongly agree	Strongly agree	Agree	Agree	Strongly agree	Agree	Intermediate	To develop an effective webpage	Everything is perfect
34	D.PREETHISHRI	preethishri.20cs063@nandhaengg.org	Strongly agree	Agree	Strongly agree	Agree	Strongly agree	Strongly agree	Introductory	From this session I learnt the Basic essentials UI design	Systems are organised properly and some software issued
35	RABISWARAN S	rabiswaran.20cs065@nandhaengg.org	Agree	Agree	Agree	Agree	Agree	Agree	Intermediate	How to use Figma	Need software updates
36	Ragul V	ragulv.20cs067@nandhaengg.org	Strongly agree	Strongly agree	Strongly agree	Strongly agree	Strongly agree	Strongly agree	Introductory	Designing & developing a Design	No time to learn the course
37	RAHUL S	rahuls.20cs069@nandhaengg.org	Strongly agree	Strongly agree	Strongly agree	Strongly agree	Strongly agree	Strongly agree	Advanced	To develop an effective webpage	Awesome but the time to learn was short we need more time
38	RESHMAA KM	reshmaa.20cs075@nandhaengg.org	Agree	Strongly agree	Strongly agree	Strongly agree	Strongly agree	Agree	Intermediate	From this session I learnt the Basic essentials UI design	No
39	Rithika R	rithika.20cs076@nandhaengg.org	Agree	Strongly agree	Strongly agree	Strongly agree	Strongly agree	Agree	Intermediate	How to use Figma	Nil
40	ROHITH M	rohith.20cs077@nandhaengg.org	Agree	Agree	Agree	Agree	Agree	Agree	Intermediate	Knowledge gained	Nil

41	RUBANSANTHOSH G.B	rubansanthosh.20cs078@nandhaengg.org	Strongly agree	Agree	Strongly agree	Strongly agree	Agree	Agree	Intermediate	About wordpress	Nothing
42	SATHYA.G	sathya.20cs092@nandhaengg.org	Agree	Agree	Agree	Agree	Agree	Agree	Intermediate	About the xampp and wordpress. I learned how to work this software. This is very uaefull to me to develop my web app. Thank you	No
43	SELVARAMESHKUMAR.P	selvarameshkumar.20cs093@nandhaengg.org	Strongly agree	Strongly agree	Strongly agree	Strongly agree	Strongly agree	Strongly agree	Introductory	Good	No
44	SHANMUGAPRIYA P	shanmugapriyap.20cs094@nandhaengg.org	Agree	Agree	Agree	Agree	Agree	Agree	Intermediate	Learning Figma	Nil
45	SIVARANJANI.I	sivaranjani.20cs097@nandhaengg.org	Strongly agree	Agree	Strongly agree	Agree	Agree	Strongly agree	Introductory	How to createApp	Teaching method
46	Sowmya.M	sowmyiam.20cs100@nandhaengg.org	Strongly agree	Strongly agree	Strongly agree	Strongly agree	Strongly agree	Strongly agree	Advanced	How to use Figma	No
47	Sowmya A	sowmyaa.20cs101@nandhaengg.org	Strongly agree	Strongly agree	Strongly agree	Strongly agree	Strongly agree	Strongly agree	Introductory	Designing & developing a Design	No suggestions it was very useful
48	Sri Senthur Murugan.P	srisenthurmurugan.20cs102@nandhaengg.org	Strongly agree	Strongly agree	Strongly agree	Strongly agree	Strongly agree	Strongly agree	Advanced	To develop an effective webpage	Nothing
49	SRIMATHI C N	srimathi.20cs103@nandhaengg.org	Agree	Strongly agree	Strongly agree	Strongly agree	Strongly agree	Agree	Intermediate	From this session I learnt the Basic essentials UI design	Nil

50	SRINESH.M	srinesh.20cs104@nandhaengg.org	Strongly agree	Agree	Agree	Strongly agree	Agree	Strongly agree	Intermediate	Plugins	No
51	K.SUGUMAR	sugumar.20cs105@nandhaengg.org	Agree	Agree	Agree	Agree	Agree	Agree	Intermediate	-	-
52	SURUTHI. S	suruthi.20cs107@nandhaengg.org	Agree	Agree	Agree	Agree	Neutral	Agree	Intermediate	UI designing is the most useful thing learned in this courses	I feel little bit improvement for this course



EVENT CO-ORDINATOR



CI PD COORDINATOR



HoD/CSE




10.10.23
PRINCIPAL
 Nandha Engineering College
 (Autonomous)
 Erode 636 052.



NANDHA ENGINEERING COLLEGE

(AUTONOMOUS)

ERODE – 638052, TAMILNADU



INSTITUTIONS INNOVATION COUNCIL (IIC) &

COMPUTER SCIENCE ENGINEERING

PH : 04294 – 225585,223711

FAX : 04294 – 224787

E mail : info@nandhaengg.org

website : <http://nandhaengg.org>

Thiru V. SHANMUGAN
Chairman

Thiru S. NANDHAKUMAR PRADEEP
Secretary

Thiru S. THIRUMOORTHY
Secretary

Sri Nandha Educational Trust

Sri Nandha Educational Trust

Nandha Educational Institutions

PATRON

Dr. N. Rengarajan,
Principal

CONVENOR

Dr. D. Vanathi,
HOD – Department of CSE

PRESIDENT

Dr. M. Easwaramoorthi,
DEAN – Department of Mechanical Engg.

EVENT COORDINATORS

Ms.P. Uma , Asst Professor/ CSE
Ms.S.Geetha , Asst Professor/ CSE

CiPD CO-ORDINATOR

Mr. B.Deepa, Assistant Professor/ CSE

INVITATION

Institution's Innovation Council (IIC) &
Computer Science and Engineering Association

Cordially Invite you for the

A Workshop on “*Unlocking The
Power of Machine Learning Techniques
and Algorithms*”

Date: 11.05.2023

Time: 09.30 AM

Target Audience: II Year CSE Students

Venue: CC3 Laboratory and Block – III/ 302



PRINCIPAL
Nandha Engineering College
(Autonomous)
Erode - 638 052.



NANDHA ENGINEERING COLLEGE

(Autonomous)

Erode-638052

DEPARTMENT OF COMPUTER SCIENCE & ENGINEERING &
INSTITUTIONS INNOVATION COUNCIL (IIC)



Organized

A Workshop on “*Unlocking the Power of Machine Learning Techniques and Algorithms*”

Agenda

- Date & Time** : 11.05.2023 @ 09:30 am **Venue:** Block – III/302
- Welcome Address** : **Dr. D. Vanathi**
HoD/ CSE,
Nandha Engineering College
- Session** : **Mr. Santhoshkumar Sundararaj,**
Research Associate,
Fraunhofer IAIS,
Sankt Augustin , Germany.
- Vote of Thanks** : **Ms. P. Uma,**
Assistant Professor/ CSE,
Nandha Engineering College.
- National Anthem**




PRINCIPAL
Nandha Engineering College
(Autonomous)
Erode 638 052.



NANDHA ENGINEERING COLLEGE (AUTONOMOUS),
ERODE-52



DEPARTMENT OF COMPUTER SCIENCE & ENGINEERING,
&
INSTITUTION'S INNOVATION COUNCIL (IIC)

Organized

A Workshop on "Unlocking The Power Of Machine Learning Techniques And Algorithms"

The Department of Computer Science and Engineering, Nandha Engineering College along with CiPD cell had organized a Workshop on "Unlocking The Power Of Machine Learning Techniques And Algorithms" on 11th May, 2023. The Resource Persons of the workshop was Mr. Santhoshkumar Sundararaj , Research Associate in Fraunhofer LAIS has given brief introduction about machine learning algorithms. The main objectives are,

Steps to Unlock the Power of Machine Learning Techniques and Algorithms

1. Understand the Basics

Before diving into machine learning, it's essential to build a strong foundation in the basics. Here are some key concepts to grasp:

- **Supervised vs. Unsupervised Learning:** Understand the fundamental types of machine learning, where supervised learning involves labeled data (e.g., classification and regression) and unsupervised learning deals with unlabeled data (e.g., clustering and dimensionality reduction).
- **Data Preprocessing:** Learn how to clean, preprocess, and transform data to make it suitable for machine learning tasks. This includes handling missing values, scaling features, and encoding categorical variables.

- **Model Evaluation:** Familiarize yourself with performance metrics such as accuracy, precision, recall, F1-score, and ROC curves to assess the quality of your models.

2. Choose the Right Algorithm

Selecting the appropriate machine learning algorithm for your problem is crucial. Different algorithms are suited for different types of tasks:

- **Linear Regression:** Used for predicting continuous numerical values.
- **Logistic Regression:** Ideal for binary classification problems.
- **Decision Trees and Random Forests:** Effective for both classification and regression tasks.
- **Support Vector Machines (SVM):** Useful for classification and regression in high-dimensional spaces.
- **Neural Networks:** Deep learning models for complex tasks like image recognition and natural language processing.
- **Clustering Algorithms:** Such as K-Means, DBSCAN, and Hierarchical Clustering for grouping similar data points.
- **Dimensionality Reduction:** Techniques like Principal Component Analysis (PCA) and t-Distributed Stochastic Neighbor Embedding (t-SNE) for reducing feature dimensions.

3. Data Collection and Preparation

Collecting high-quality data is the cornerstone of successful machine learning projects. Ensure that you have a clean, well-structured dataset that represents the problem you're trying to solve. Preprocessing steps, including data normalization, feature engineering, and addressing class imbalance, should be performed meticulously.

4. Model Building and Training

Once you've prepared your data and selected an algorithm, it's time to build and train your model. Follow these steps:

BROCHURE:



Resource Person
Santhoshkumar Sundararaj
Research Associate
Fraunhofer IAIS
Sankt Augustin, Germany.

**DEPARTMENT OF
COMPUTER SCIENCE AND ENGINEERING**

Organizes a
Seminar on

**UNLOCKING THE POWER OF MACHINE
LEARNING TECHNIQUES AND ALGORITHMS**

11-05-2023 | Thursday | 10:00 am | Block - 3 - 302 & 304

Convenors

Ms. P. Uma AP / CSE
Ms. S. Geetha AP / CSE

Director

Dr. J. Senthil

HOD

Dr. D. Yenathi

Principal

Dr. N. Rengarajan



Nandha Engineering College, Erode - 62.
(Autonomous)

(Affiliated to Anna University, Chennai, Approved by AICTE, Accredited by NVAC (Ae grade) & Accredited by NBA)

- **Split Data:** Divide your dataset into training, validation, and testing sets to evaluate the model's performance.
- **Hyperparameter Tuning:** Experiment with different hyperparameters to optimize your model's performance.
- **Cross-Validation:** Use techniques like k-fold cross-validation to assess model robustness.
- **Regularization:** Apply regularization techniques (e.g., L1, L2) to prevent overfitting.

5. Model Evaluation and Interpretation

After training your model, evaluate its performance using appropriate metrics. Interpretability is also crucial, especially in domains where understanding the model's decisions is important (e.g., healthcare and finance). Techniques like feature importance analysis and model interpretation libraries can help in this regard.

6. Deployment and Integration

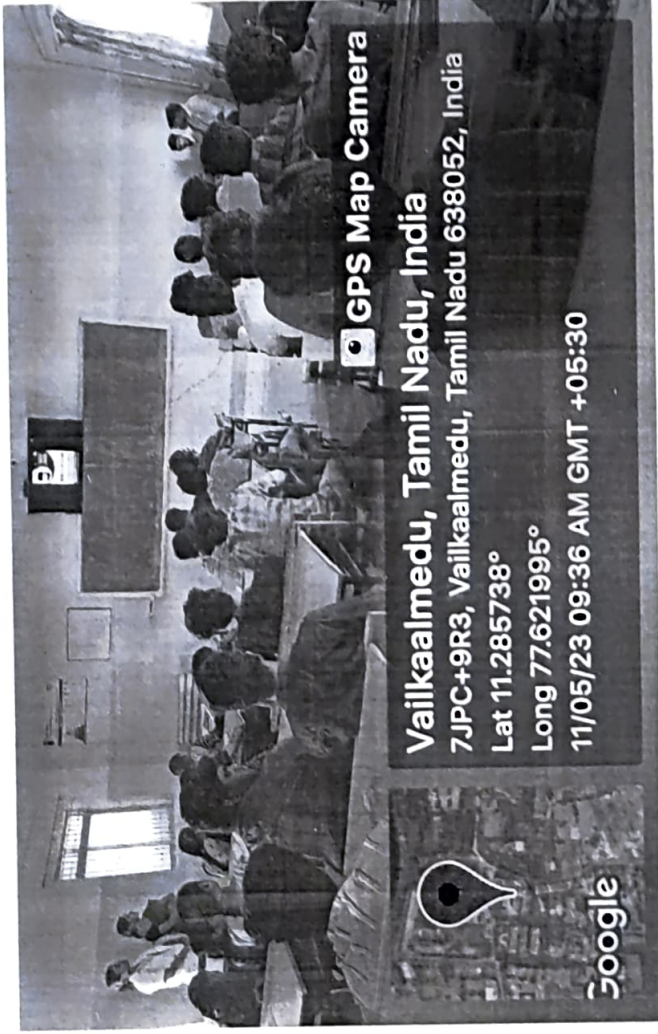
To unlock the true power of machine learning, your models should be deployed into production systems. This involves:

- Building APIs or web services to serve predictions.
- Monitoring model performance in real-time.

8. Ethical Considerations

Always consider the ethical implications of your machine learning solutions. Address issues related to bias, fairness, privacy, and security to ensure responsible AI development.

SESSION SCREENSHOTS



 GPS Map Camera

Vaikkaalmedu, Tamil Nadu, India
7JPC+9R3, Vaikkaalmedu, Tamil Nadu 638052, India
Lat 11.285738°
Long 77.621995°
11/05/23 09:36 AM GMT +05:30



FEEDBACK ABOUT THE SESSION CONSOLIDATED

S.No.	Student Name (With Initial)	Mail ID	The courses were well organized	The content delivery was good	The courses were relevant to my profession	The courses were presented in an organized manner	The instructor was knowledgeable on the topic	The length of the courses was appropriate	In your opinion, about these courses	What was the most useful thing you learned in these courses?	Any suggestions for improvement
1	ABDUL SAMAD A	22cs001@nandhaengg.org	Agree	Agree	Strongly agree	Agree	Agree	Agree	Introductory	This workshop demystified complex ML concepts.	Nil
2	ABHINAV SURESH	22cs002@nandhaengg.org	Strongly agree	Strongly agree	Strongly agree	Agree	Agree	Agree	Advanced	An invaluable dive into machine learning.	No
3	ABHISHEK SUBI	22cs003@nandhaengg.org	Agree	Agree	Strongly agree	Agree	Strongly agree	Neutral	Intermediate	Deep learning made accessible and engaging.	Nil
4	AKHILA M	22cs004@nandhaengg.org	Agree	Neutral	Agree	Neutral	Agree	Neutral	Intermediate	The workshop enriched my AI knowledge.	Nil
5	AKKASH S	22cs005@nandhaengg.org	Strongly agree	Strongly agree	Strongly agree	Strongly agree	Strongly agree	Strongly agree	Advanced	A pivotal step in my ML education.	No
6	ARVINTH K R	22cs007@nandhaengg.org	Strongly agree	Agree	Agree	Agree	Strongly agree	Agree	Intermediate	Practical and enlightening content.	No
7	ASHWINI K	22cs008@nandhaengg.org	Agree	Agree	Agree	Agree	Agree	Agree	Intermediate	Highly educational workshop.	Nil

8	ASMA RINCY A	22cs009@nandhaengg.org	Strongly agree	Strongly agree	Strongly agree	Strongly agree	Strongly agree	Strongly agree	Advanced	learned basic concepts	Nil
9	ATCHAYA V	22cs010@nandhaengg.org	Agree	Agree	Agree	Agree	Agree	Agree	Intermediate	Valuable skill-building session.	Nil
10	BHARANIDHARAN B	22cs011@nandhaengg.org	Strongly agree	Strongly agree	Strongly agree	Strongly agree	Strongly agree	Strongly agree	Intermediate	Skill-enhancing experience	No
11	BHARATH T	22cs012@nandhaengg.org	Agree	Agree	Strongly agree	Agree	Strongly agree	Agree	Intermediate	Eye-opening ML workshop	It's perfect
12	CHANTHURU S R	22cs013@nandhaengg.org	Strongly agree	Strongly agree	Strongly agree	Strongly agree	Strongly agree	Strongly agree	Introductory	Inspired my AI journey.	no
13	DARSHAN V V	22cs014@nandhaengg.org	Strongly agree	Strongly agree	Strongly agree	Strongly agree	Strongly agree	Strongly agree	Intermediate	Empowered my data journey.	no
14	DEEPA R	22cs015@nandhaengg.org	Strongly agree	Strongly agree	Strongly agree	Strongly agree	Strongly agree	Strongly agree	Intermediate	An invaluable immersion into the world of machine learning.	No
15	DEEPIKA R	22cs016@nandhaengg.org	Agree	Strongly agree	Strongly agree	Strongly agree	Strongly agree	Agree	Intermediate	Invaluable insights.	no
16	DEEPIKA Y	22cs017@nandhaengg.org	Strongly agree	Strongly agree	Strongly agree	Strongly agree	Strongly agree	Strongly agree	Intermediate	No	Nothing
17	DHAMODHARAN S P	22cs018@nandhaengg.org	Agree	Agree	Agree	Agree	Agree	Agree	Intermediate	I now grasp complex ML concepts with clarity	No
18	DHANASREE V	22cs019@nandhaengg.org	Strongly agree	Strongly agree	Strongly agree	Strongly agree	Strongly agree	Strongly agree	Intermediate	This workshop significantly deepened my	Nothing

			e	e	e	e	e	e			understanding of AI	
19	DHANUSKH R	22cs020@nandhaengg.org	Neutral	Neutral	Neutral	Neutral	Neutral	Neutral	Introductory		An enriching and empowering journey into machine learning.	-
20	DHARUN RAJ R	22cs021@nandhaengg.org	Agree	Agree	Strongly agree	Strongly agree	Agree	Agree	Intermediate		I am leaving with newfound confidence in ML techniques	Nil
21	DHARUNKUMAR K B	22cs022@nandhaengg.org	Agree	Agree	Agree	Agree	Agree	Neutral	Introductory		I feel well-equipped to apply ML techniques confidently	Nil
22	DHESAN M	22cs023@nandhaengg.org	Agree	Agree	Strongly agree	Agree	Agree	Agree	Intermediate		The workshop provided profound insights into machine learning	No
23	DHILIP M	22cs024@nandhaengg.org	Strongly agree	Strongly agree	Strongly agree	Agree	Neutral	Agree	Intermediate		No	no
24	GANGA DEVI S	22cs025@nandhaengg.org	Agree	Agree	Strongly agree	Agree	Strongly agree	Strongly agree	Intermediate		I learned how to develop in Easy way .The session was good	No
25	GOBIKA S	22cs026@nandhaengg.org	Agree	Agree	Agree	Agree	Agree	Agree	Intermediate		A transformative experience that expanded my AI horizons.	Nil
26	GOKUL T	22cs027@nandhaengg.org	Agree	Strongly agree	Strongly agree	Agree	Strongly agree	Agree	Advanced		No.	No comments.class was good

27	GOKUL V	22cs028@nandhaengg.org	Agree	Agree	Strongly agree	Agree	Agree	Agree	Intermediate	Mind-expanding content on AI and ML	No
28	HANUSHREE M	22cs029@nandhaengg.org	Agree	Agree	Agree	Agree	Agree	Agree	Introductory	Highly educational workshop.	Nothing
29	HARI PRASAD M	22cs030@nandhaengg.org	Agree	Agree	Agree	Agree	Agree	Agree	Intermediate	Valuable skill-building session	No Suggestion
30	HARSHINI R	22cs038@nandhaengg.org	Strongly agree	Strongly agree	Strongly agree	Strongly agree	Strongly agree	Strongly agree	Intermediate	Interactive.	Nil.



EVENT CO-ORDINATOR



GiPD COORDINATOR



HoD/CSE




PRINCIPAL
Nandha Engineering College
(Autonomous)
Erode - 638 052



NANDHA ENGINEERING COLLEGE

(AUTONOMOUS)

ERODE – 638052, TAMILNADU



INSTITUTIONS INNOVATION COUNCIL (IIC) &

COMPUTER SCIENCE ENGINEERING

PH : 04294 – 225585,223711

FAX : 04294 – 224787

E mail : info@nandhaengg.org

website : <http://nandhaengg.org>

Thiru V. SHANMUGAN
Chairman

Thiru S. NANDHAKUMAR PRADEEP
Secretary

Thiru S. THIRUMOORTHY
Secretary

Sri Nandha Educational Trust

Sri Nandha Educational Trust

Nandha Educational Institutions

PATRON

Dr. N. Rengarajan,
Principal

CONVENOR

Dr. D.Vanathi,
HOD – Department of CSE

PRESIDENT

Dr. M. Easwaramoorthi,
DEAN – Department of Mechanical Engg.

EVENT COORDINATORS

Ms.E.Padma , Asst Professor/ CSE
Ms.C.Navamani , Asst Professor/ CSE

CiPD CO-ORDINATOR

Mr. B.Deepa, Assistant Professor/ CSE

INVITATION

Institution's Innovation Council (IIC) &
Computer Science and Engineering Association

Cordially Invite you for the

A Workshop on
“On Premise Networking”

Date: 15.03.2023

Time: 09.30 AM

Target Audience: II, III Year CSE Students

Venue: CC3 Laboratory and Block – III/ 302

NANDHA ENGINEERING COLLEGE

(Autonomous)

Erode-638052

DEPARTMENT OF COMPUTER SCIENCE & ENGINEERING &
INSTITUTIONS INNOVATION COUNCIL (IIC)

Organized



A Workshop on "On Premise Networking"

Agenda

Date & Time	:	15.03.2023 @ 09:30 am	Venue: Block - III/ 302
Welcome Address	:	Dr. D. Vanathi HoD/ CSE, Nandha Engineering College	
Session	:	G.Aravindraj, Senior Technical Trainer from Niminds Academy, Erode	
Vote of Thanks	:	Ms. Ms.E.Padma, Assistant Professor/ CSE, Nandha Engineering College	
National Anthem	:		



ARAVINDRAJ G

Senior Technical Trainer

I have 10 years of experience as Network and System support Engineer and 5 years of experience as Technical Trainer, which includes knowledge of Cloud, Networking and Server Operating Systems, Installation and Administration of Network and network oriented troubleshooting.

I'm a Founder & CEO of Nminds Academy-Erode, from past 5 years I trained more than 1000 students in various technology like Cloud,Networking,Windows and Linux Server.

Proven success in leveraging educational theories and methodologies to design, develop, and deliver successful training programs and integrate instructional technology to provide onsite training.

Contact

Phone
+91-9514149235

Email
garuvir@gmail.com

Address
No-19,Indira Nagar
Narayana Valasu-Erode
Tamilnadu-636011

Education

2013
Bachelor Of Engineering (CSE)
Anna University/Nandha Engineering college-Erode
2010

Certification

- AWS Academy Educator
- AWS Academy Cloud Architecting
- AWS Academy Cloud Operations
- AWS Academy Cloud Security Foundations
- AWS Academy Cloud Foundations
- Red Hat Certified System Administrator (RHCSA)

Expertise

- Cloud Computing
- Networking
- Windows Server
- Linux Server

Language

English
Tamil

Experience

2020 - Present

Nminds Academy | Erode

Senior Technical Trainer

- Create and maintain our technical training environment.
- Work with colleges to determine students training needs and develop effective training programs.
- Train Technical course to students (N+, CCNA, MCSE, REDHAT,CLOUD...)
- Designed and developed technical training programs and syllabus.
- Maintain company Network and System Administrator

2018 - 2019

Rooman Technologies | Chennai

Technical Trainer

- Create and maintain our technical training environment
- Train Technical course to students (A+, N+, CCNA, MCSE...)
- Prepared training syllabus and instructional contents.
- Maintain company network and System Administrator

2015 - 2018

Desvo Tech Solutions | Erode

Network Support Engineer

- Implemented LAN/WAN technologies.
- Installation and configuration of router, switches, modem, workstations, printers.
- Installation and configuration of Windows server 2008/2012
- Installation and configuration of wireless devices(AP,RF)

2013 - 2014

Zigma Computer Links | Erode

Network Support Engineer

- Implemented LAN/WAN technologies on various companies.
- Design and Implemented LAN connections.
- Installation and configuration of CCTV.
- Installing and updating system related software and applications.
- Maintain company Network and System Administrator.

Reference

Mr.Mathivanan

System Admin, Bharathiar University,Coimbatore

Phone: +91-9842344012

Email: mathivananvini@gmail.com

Mr.Pachaiyappan

Proprietor, Supreme Peripherals INDIA ,Erode

Phone: +91-9597697686

Email: supremeperipheralsindia@gmail.com



NANDHA ENGINEERING COLLEGE (AUTONOMOUS), ERODE-52

DEPARTMENT OF COMPUTER SCIENCE AND ENGINEERING



&
INSTITUTION'S INNOVATION COUNCIL (IIC)

WORKSHOP

On Premise Networking

Organized Workshop on "On Premise Networking" on 15.03.2023

Department of CSE Organized Workshop "On Premise Networking" on 15.3.23 for CSE students. The session was handled by Mr.G.Aravindraj, Senior Technical Trainer from Nminds Academy, Erode. During the workshop he delivered the content on fundamentals of network, Components required for establishing network. He also explained about how to share the data between two computers by using IP address and how internet works by using IP address. Further he explained the need of protocol and then he showed the demo on SMB, HTTP, DNS, ICMP. 51 students from CSE department had attended the workshop. Head of the department Dr.D.Vanathi welcomed the gathering and the convenor of the workshop delivered the vote of thanks. This event was organized by Ms.E.Padma & Ms.C.Navamani, AP/CSE.



FEED BACK ON PREMISES NETWORKING

Timestamp	Username	Full Name	The length of the courses was	In your opinion, about this courses	Please rate the Visuals	Please rate the Acoustics	Please rate the Overall course	What was the most useful thing you learned in this	Any suggestions for improvement.
2023/03/15 3:55:08 PM GMT+5:30	21cs001@nandhaengg.org	Ajay S	Very Good	Intermediate	Very Good	Very Good	Very Good	About network	Nil
2023/03/15 3:55:59 PM GMT+5:30	21cs032@nandhaengg.org	Janani A	Excellent	Introductory	Excellent	Excellent	Excellent	Real world appl	All good
2023/03/15 3:56:04 PM GMT+5:30	21cs045@nandhaengg.org	Kesavan N	Very Good	Advanced	Good	Very Good	Very Good	Networks	Hope
2023/03/15 3:56:06 PM GMT+5:30	21cs087@nandhaengg.org	SOUNDARRAJ S	Good	Advanted	Good	Good	Good	Network	No
2023/03/15 3:56:10 PM GMT+5:30	21cs024@nandhaengg.org	Gokul.k	Good	Intermediate	Fair	Good	Good	Networks and c	Internet
2023/03/15 3:56:17 PM GMT+5:30	21cs003@nandhaengg.org	L.K.ASHOK	Good	Introductory	Very Good	Good	Excellent	How the netwo	Nothing to say
2023/03/15 3:56:18 PM GMT+5:30	21cs073@nandhaengg.org	Gokul G	Excellent	Introductory	Excellent	Very Good	Good	Nil	Nil
2023/03/15 3:56:25 PM GMT+5:30	21cs022@nandhaengg.org	Gobinath.G	Excellent	Introductory	Excellent	Excellent	Excellent	How to connect	No
2023/03/15 3:56:30 PM GMT+5:30	21cs017@nandhaengg.org	DINESH M	Excellent	Introductory	Excellent	Excellent	Excellent	I learn how to s	Good
2023/03/15 3:56:45 PM GMT+5:30	21cs014@nandhaengg.org	DHANESWARA V	Very Good	Intermediate	Very Good	Very Good	Excellent	Data sharing	.
2023/03/15 3:56:46 PM GMT+5:30	21cs044@nandhaengg.org	KAVINSUBASH K R	Very Good	Introductory	Very Good	Good	Very Good	About the basic	Need more time
2023/03/15 3:56:46 PM GMT+5:30	21cs034@nandhaengg.org	Jeevabharathi.A	Excellent	Introductory	Excellent	Excellent	Excellent	I learned about	No
2023/03/15 3:56:53 PM GMT+5:30	21cs095@nandhaengg.org	Sudharsan CN	Fair	Introductory	Good	Good	Good	About network	Take any other topics
2023/03/15 3:57:05 PM GMT+5:30	21cs021@nandhaengg.org	GIRUJA GAYATHRI.M	Very Good	Intermediate	Very Good	Very Good	Very Good	Connecting of e	No
2023/03/15 3:57:07 PM GMT+5:30	21cs114@nandhaengg.org	A. Vimalisiva	Good	Introductory	Very Good	Good	Very Good	About basics of	Nothing, it was OK to understand
2023/03/15 3:57:11 PM GMT+5:30	21cs002@nandhaengg.org	S.ANUSHOBINI	Very Good	Introductory	Very Good	Good	Very Good	about knowledge	I need to long session
2023/03/15 3:57:13 PM GMT+5:30	21cs079@nandhaengg.org	SANTHOSH T.K	Very Good	Intermediate	Good	Good	Very Good	Something abc	Nil
2023/03/15 3:57:16 PM GMT+5:30	21cs093@nandhaengg.org	Stanley S	Excellent	Introductory	Excellent	Excellent	Excellent	Networks	No
2023/03/15 3:57:37 PM GMT+5:30	21cs057@nandhaengg.org	MDNISHA R M	Very Good	Advanced	Very Good	Very Good	Very Good	Connecting netw	No
2023/03/15 3:57:38 PM GMT+5:30	21cs005@nandhaengg.org	Ashwin S	Excellent	Advanced	Very Good	Excellent	Excellent	Nil	Nil
2023/03/15 3:57:43 PM GMT+5:30	21cs029@nandhaengg.org	Harini V	Very Good	Introductory	Very Good	Very Good	Very Good	Data sharing thr	I want to learn more about the advanced network techniques.
2023/03/15 3:57:48 PM GMT+5:30	21cs010@nandhaengg.org	Christopher R	Excellent	Introductory	Very Good	Very Good	Excellent	Introduction ab	One day is not possible to learn... Need to assign 3 or 5 days
2023/03/15 3:57:52 PM GMT+5:30	21cs031@nandhaengg.org	HEMANATH P	Good	Introductory	Good	Good	Good	About network	No
2023/03/15 3:57:55 PM GMT+5:30	21cs046@nandhaengg.org	Kishor M V	Excellent	Introductory	Excellent	Excellent	Excellent	Real world appl	All good
2023/03/15 3:57:58 PM GMT+5:30	21cs081@nandhaengg.org	Sehshan surya G	Excellent	Advanced	Excellent	Excellent	Excellent	About the netw	All good... There is no need of improvement...
2023/03/15 3:57:58 PM GMT+5:30	21cs082@nandhaengg.org	R.SETHUPATHI	Good	Intermediate	Good	Very Good	Good	.	.
2023/03/15 3:58:13 PM GMT+5:30	21cs113@nandhaengg.org	M Vijayalakshmi	Very Good	Advanced	Excellent	Excellent	Excellent	Knowledge gain	This session extra time give

Timestamp	Username	Full Name	The length of the courses was	In your opinion, about this courses	Please rate the Visuals	Please rate the Acoustics	Please rate the Overall course	What was the most useful thing you learned in this	Any suggestions for improvement.
2023/03/15 3:58:17 PM GMT+5:30	21cs094@nandhaengg.org	Subika KV	Very Good	Advanced	Excellent	Excellent	Excellent	About the Netw	No
2023/03/15 3:58:20 PM GMT+5:30	21cs084@nandhaengg.org	Sharmadha A	Very Good	Advanced	Excellent	Excellent	Excellent	About network	No
2023/03/15 3:58:56 PM GMT+5:30	21cs046@nandhaengg.org	V meenashi sundara	Excellent	Advanced	Excellent	Excellent	Excellent	Yes	No
2023/03/15 3:59:01 PM GMT+5:30	21cs107@nandhaengg.org	VAJANTH R	Very Good	Intermediate	Excellent	Very Good	Very Good	About Network	Nothing
2023/03/15 3:59:02 PM GMT+5:30	21cs115@nandhaengg.org	Vinitha.M	Excellent	Advanced	Excellent	Very Good	Excellent	New Informatio	Extra time needed
2023/03/15 3:59:05 PM GMT+5:30	21cs008@nandhaengg.org	BOOBALAN.D	Very Good	Advanced	Excellent	Excellent	Excellent	How internet b	No
2023/03/15 3:59:05 PM GMT+5:30	21cs078@nandhaengg.org	Santhosh M	Very Good	Introductory	Very Good	Very Good	Very Good	Networks	Everything is ok
2023/03/15 3:59:08 PM GMT+5:30	21cs100@nandhaengg.org	Thangaraju P	Very Good	Introductory	Very Good	Very Good	Excellent	Basic	No
2023/03/15 3:59:10 PM GMT+5:30	21cs009@nandhaengg.org	CHANCHALIAS V	Excellent	Advanced	Excellent	Excellent	Excellent	Good	Good
2023/03/15 3:59:24 PM GMT+5:30	21cs11@nandhaengg.org	Sandhya shree S	Good	Intermediate	Very Good	Very Good	Excellent	About network	No
2023/03/15 3:59:37 PM GMT+5:30	21cs091@nandhaengg.org	SRIHARIRAJ R C	Excellent	Introductory	Excellent	Excellent	Excellent	Connecting con	No thing
2023/03/15 3:59:50 PM GMT+5:30	21cs112@nandhaengg.org	Vijayankar T	Good	Advanced	Good	Fair	Good	On	No
2023/03/15 3:59:58 PM GMT+5:30	21cs018@nandhaengg.org	DHIVYANTH N.P	Good	Introductory	Good	Good	Good	About network	No
2023/03/15 4:00:09 PM GMT+5:30	21cs015@nandhaengg.org	Dhanish S	Excellent	Introductory	Excellent	Excellent	Excellent	It's new and go	Nothing
2023/03/15 4:00:11 PM GMT+5:30	21cs120@nandhaengg.org	SRIHARAJ R	Very Good	Introductory	Very Good	Very Good	Very Good	ABOUT NETW	Nothing
2023/03/15 4:00:15 PM GMT+5:30	21cs109@nandhaengg.org	Hakshana M	Very Good	Intermediate	Very Good	Excellent	Excellent	Networking	No
2023/03/15 4:00:31 PM GMT+5:30	21cs098@nandhaengg.org	S Surya	Excellent	Intermediate	Excellent	Excellent	Excellent	p	Good
2023/03/15 4:01:20 PM GMT+5:30	21cs016@nandhaengg.org	Dinash	Very Good	Advanced	Excellent	Very Good	Very Good	How I can conn	No
2023/03/15 4:01:55 PM GMT+5:30	21cs096@nandhaengg.org	IreshA	Good	Advanced	Good	Good	Good	networks	nothing
2023/03/15 4:02:19 PM GMT+5:30	21cs097@nandhaengg.org	Surya Prakash v	Excellent	Intermediate	Excellent	Excellent	Excellent	En uses	No
2023/03/16 2:37:22 PM GMT+5:30	21cs004@nandhaengg.org	S Ashok Kumar	Excellent	Intermediate	Very Good	Very Good	Excellent	about the netw	no suggestion develop

C. N. [Signature]

EVENT CO-ORDINATOR

[Signature]

CIPD COORDINATOR

[Signature]

HoD/CSE



[Signature] 10.10.23

PRINCIPAL
Nandha Engineering College
(Autonomous)
Erode 638 052.